



**BMW  
GROUP**



**ROLLS-ROYCE**  
MOTOR CARS LTD

## **Bavarian Sky S.A., Compartment German Auto Loans 8**

**Monthly Investor Report - July 2021**

## Compartment German Auto Loans 8

### Monthly Investor Report

Reporting Date:	Aug 11, 2021
Payment Date:	Aug 20, 2021
Period No.:	39
Monthly Period:	July, 2021
Interest Period:	July 20, 2021 to Aug 20, 2021 = 31 days

### **Index**

1. Contact Information
2. Reporting Contact Details
3. Counterparty History
4. Overview Dates
5. Portfolio Information
6. Reserves
7. Performance Data
8. Defaulted Amount & Recovery Amount
9. Defaulted Amount & Recovery Amount - Loan Level Data
10. Outstanding Note Balance
11. Original Principal Balance
12. Aggregate Principal Balance
13. Aggregate Outstanding Principal Balance
14. Down Payments
15. Borrower Concentration
16. Geographical Distribution
17. Car Type & Customer Group
18. Delinquencies
19. Seasoning
20. Remaining Term
21. Original Term
22. Vehicle Class
23. Payment Type
24. Interest Rates
25. Credit Type
26. Contracts per Customer
27. Amortisation
28. Priority of Payments
29. Transaction Costs
30. Ratings
31. Swap Counterparty Data

## Compartment German Auto Loans 8

### Monthly Investor Report

Reporting Date:	Aug 11, 2021
Payment Date:	Aug 20, 2021
Period No.:	39
Monthly Period:	July, 2021
Interest Period:	July 20, 2021 to Aug 20, 2021 = 31 days

## **1. Contact Information**

### **Transaction Parties**

**Issuer:** **Bavarian Sky S.A.**  
Acting in respect of its Compartment German Auto Loans 8  
287-289 route d'Arlon  
L-1150 Luxembourg  
Luxembourg  
Attn.: The Directors  
BavarianSky@intertrustgroup.com  
+352 26 4491

**Corporate Administrator:** **Intertrust (Luxembourg) S.à r.l.**  
6, Rue Eugène Ruppert  
L-2453 Luxembourg  
Luxembourg  
Attn.: BUO - Capital Markets  
LU-BavarianSky@intertrustgroup.com  
+352 26 44 91

**Originator/Servicer:** **BMW Bank GmbH**  
Lilienthalallee 26  
80939 Munich  
Germany  
Attn.: ABS Servicing Team  
abs.bmwgroup@bmw.de

**Compartment German Auto Loans 8**  
**Monthly Investor Report**

Reporting Date:	Aug 11, 2021
Payment Date:	Aug 20, 2021
Period No.:	39
Monthly Period:	July, 2021
Interest Period:	July 20, 2021 to Aug 20, 2021 = 31 days

**1. Contact Information****Transaction Parties****Calculation Agent/Paying Agent/****The Bank of New York Mellon**

One Canada Square  
E14 5AL London  
United Kingdom  
Attn.: Corporate Trust Administration  
BNYM.Structured.Finance.Team.8@bnymellon.com

**Trustee:****BNY MELLON CORPORATE TRUSTEE SERVICES LIMITED**

One Canada Square  
E14 5AL London  
United Kingdom  
Attn.: Corporate Trust Administration  
BNYM.Structured.Finance.Team.2@bnymellon.com

**Issuer Account Bank:****Bank of New York Mellon, Frankfurt Branch**

Friedrich-Ebert-Anlage 49, Messeturm  
60327 Frankfurt am Main  
Germany  
Attn.: Corporate Trust Administrator  
BNYM.Structured.Finance.Team.8@bnymellon.com

## Compartment German Auto Loans 8

### Monthly Investor Report

Reporting Date:	Aug 11, 2021
Payment Date:	Aug 20, 2021
Period No.:	39
Monthly Period:	July, 2021
Interest Period:	July 20, 2021 to Aug 20, 2021 = 31 days

## **1. Contact Information**

### **Transaction Parties**

#### **Data Trustee:**

**The Bank of New York Mellon**  
Friedrich-Ebert-Anlage 46, Messeturm  
60327 Frankfurt am Main  
Germany  
Attn.: Corporate Trust Administration  
BNYM.Structured.Finance.Team.8@bnymellon.com

#### **Swap Counterparty:**

**Skandinaviska Enskilda Banken AB (publ)**  
Kungsträdgårdsgatan 8  
SE-106 40 Stockholm  
Sweden  
docunit@seb.se

#### **Rating Agencies:**

**Fitch Ratings Ltd**  
30 North Colonnade, Canary Wharf  
E14 5GN London  
United Kingdom  
ABSsurveillance@fitchratings.com

**Standard & Poor's Credit Market Services Europe Limited**  
20 Canada Square, Canary Wharf  
E14 5LH London  
United Kingdom  
StructuredFinanceEurope@spglobal.com

**Compartment German Auto Loans 8**  
**Monthly Investor Report**

Reporting Date:	Aug 11, 2021
Payment Date:	Aug 20, 2021
Period No.:	39
Monthly Period:	July, 2021
Interest Period:	July 20, 2021 to Aug 20, 2021 = 31 days

**2. Reporting Contact Details****Contact for Servicer Report (Portfolio related information in Investor Report)****Contact for Investor Reporting:****BMW Bank GmbH**

Lilienthalallee 26  
80939 Munich  
Germany  
Attn.: ABS Servicing Team  
abs.bmwgroup@bmw.de

**Calculation Agent:****The Bank of New York Mellon**

One Canada Square  
E14 5AL London  
United Kingdom  
Attn. Corporate Trust Administration  
BNYM.Structured.Finance.Team.8@bnymellon.com



**Compartment German Auto Loans 8**  
**Monthly Investor Report**

Reporting Date:	Aug 11, 2021
Payment Date:	Aug 20, 2021
Period No.:	39
Monthly Period:	July, 2021
Interest Period:	July 20, 2021 to Aug 20, 2021 = 31 days

**3. Counterparty History**

**Replacement Party to be added if applicable**

**Compartment German Auto Loans 8**  
**Monthly Investor Report**

Reporting Date:	Aug 11, 2021
Payment Date:	Aug 20, 2021
Period No.:	39
Monthly Period:	July, 2021
Interest Period:	July 20, 2021 to Aug 20, 2021 = 31 days

**4. Overview Dates**

<b>Initial Cut-Off Date:</b>	30/04/2018		
<b>Issue Date:</b>	01/05/2018	<b>Legal Maturity Date:</b>	20/06/2025
<b>Reporting Date</b>	11/08/2021		
<b>Investor Reporting Date</b>	18/08/2021		
<b>Interest Determination Date</b>	16/07/2021		
<b>Reporting Frequency:</b>	monthly		
<b>Monthly Period No. (since Issue Date):</b>	39	<b>(since Issue Date)</b>	
<b>Payment Date:</b>	20/08/2021		
<b>Next Payment Date</b>	20/09/2021		
<b>Monthly Period:</b>	01/07/2021	<b>until</b>	31/07/2021



**Compartment German Auto Loans 8**  
**Monthly Investor Report**

Reporting Date:	Aug 11, 2021
Payment Date:	Aug 20, 2021
Period No.:	39
Monthly Period:	July, 2021
Interest Period:	July 20, 2021 to Aug 20, 2021 = 31 days

**5. Portfolio Information**

	current period	prior period
<b>Outstanding receivables (in EUR)</b>	<b>Aggregate outstanding principal balance</b>	<b>Aggregate outstanding principal balance</b>
<b>Beginning of period</b>	133,677,698.34	141,656,483.92
Scheduled principal payments	12,308,026.53	4,546,672.39
Prepayment* principal	3,235,238.04	3,119,316.36
Prepayments* number of contracts	223	240
Repurchases* principal	226,630.01	215,104.02
Repurchases* number of contracts	17	13
<b>Total principal collections</b>	15,769,894.58	7,881,092.77
<b>Total interest collections</b>	364,922.69	388,019.65
<b>Defaulted Amounts</b>	329,285.94	144,114.71
<b>Recoveries</b>	145,696.61	46,421.90
<b>Late Recoveries</b>	122,178.02	39,591.83
<b>End of Period</b>	117,724,214.43	133,677,698.34
Current prepayment rate (annualised) in %	27.69	24.13

\* Prepayments are defined as all contracts that are early settled by the borrower and repurchases are defined as all contracts that are repurchased due to modification of contract.

**Compartment German Auto Loans 8**  
**Monthly Investor Report**

Reporting Date:	Aug 11, 2021
Payment Date:	Aug 20, 2021
Period No.:	39
Monthly Period:	July, 2021
Interest Period:	July 20, 2021 to Aug 20, 2021 = 31 days

**6. Reserves**
**Aggregate outstanding notes balance**

Initial outstanding notes balance in EUR 1,075,300,000.00

<b>Cash Reserve</b>	<b>in EUR</b>
Outstanding cash reserve beginning of period	5,380,000.00
Interest on cash reserve - previous period	0.00
Required cash reserve	0.00
Outstanding cash reserve end of period	0.00

<b>Triggers*</b>								
Reserves	Current ratio	Trigger	Required Rating BMW AG				Trigger Breach	
			Fitch	S&P	Moody's	DBRS		
Commingling Reserve			Long Term	A	N/A	N/A	N/A	no
			Short Term	F1	N/A	N/A	N/A	no

\* Breach of one of these triggers in conjunction with any other event as set out in the Servicing Agreement and/or the Receivables Purchase Agreement will oblige BMW Bank GmbH to post additional cash collateral. The Reserves will be adjusted on a monthly basis and shall be deposited in the Issuer Account and exclusively reserved to cover risks.

<b>Commingling Reserve</b>	<b>in EUR</b>
Outstanding Commingling Reserve end of period	0.00

<b>Set-Off Risk (current ratio):</b>	<b>0,01%</b>
--------------------------------------	--------------

## Compartment German Auto Loans 8

### Monthly Investor Report

Reporting Date:	Aug 11, 2021
Payment Date:	Aug 20, 2021
Period No.:	39
Monthly Period:	July, 2021
Interest Period:	July 20, 2021 to Aug 20, 2021 = 31 days

## 7. Performance Data

### Aggregate outstanding notes balance

Beginning of period (in EUR)	84,344,329.40
End of period (in EUR)	62,792,491.63

### Ratios

#### 31- 60 days past due

	(in EUR)	(in %)
31- 60 days past due period before previous period	279,924.33	0.20
31- 60 days past due previous period	371,792.37	0.28
31- 60 days past due current period	379,288.18	0.32

#### 61- 90 days past due

	(in EUR)	(in %)
61- 90 days past due period before previous period	234,612.42	0.17
61- 90 days past due previous period	215,855.85	0.16
61- 90 days past due current period	188,204.80	0.16

#### Cumulative net loss ratio

	Current ratio
Cumulative net loss ratio (in %)	0.50

### Performance data

Number of contracts being 31 - 60 days delinquent	25
Number of contracts being 61 - 90 days delinquent	9
Balance of contracts being 31 - 60 days delinquent (in EUR)	379,288.18
Balance of contracts being 61 - 90 days delinquent (in EUR)	188,204.80
Defaulted amounts (in EUR)	329,285.94
Cumulative defaulted amounts (in EUR)	10,703,577.04
Recoveries (in EUR)	145,696.61
Cumulative recoveries (in EUR)	5,371,001.66

# Compartment German Auto Loans 8

## Monthly Investor Report

Reporting Date:	Aug 11, 2021
Payment Date:	Aug 20, 2021
Period No.:	39
Monthly Period:	July, 2021
Interest Period:	July 20, 2021 to Aug 20, 2021 = 31 days

### 8. Defaulted Amount & Recovery Amount

(as at end of Monthly Period)

Collection Period	No. of Defaulted Agreements in Collection Period	Defaulted Amount in Collection Period (in EUR)	Cumulative Defaulted Amount since Initial Cut-Off Date (in EUR)	Cumulative Amount of Purchased Receivables (in EUR)	Cumulative Default Ratio (in %)	Recovery Amount in Collection Period (in EUR)	Cumulative Recoveries since Initial Cut-Off Date (in EUR)	Cumulative Net Losses (in EUR)	Cumulative Net Loss Ratio (in %)
Apr - 18	0	n/a	n/a	1,075,299,910.71	n/a	n/a	n/a	n/a	n/a
May - 18	5	29.93	29.93	1,075,299,910.71	0.00	0.00	0.00	29.93	0.00
June - 18	10	58.65	88.58	1,075,299,910.71	0.00	0.00	0.00	88.58	0.00
July - 18	20	43,550.19	43,638.77	1,075,299,910.71	0.00	31,120.50	31,120.50	12,518.27	0.00
Aug - 18	21	52,335.52	95,974.29	1,075,299,910.71	0.01	43,026.13	74,146.63	21,827.66	0.00
Sept - 18	10	144,020.39	239,994.68	1,075,299,910.71	0.02	101,063.56	175,210.19	64,784.49	0.01
Oct - 18	18	265,575.90	505,570.58	1,075,299,910.71	0.05	170,175.25	345,385.44	160,185.14	0.01
Nov - 18	23	274,156.35	779,726.93	1,075,299,910.71	0.07	182,720.89	528,106.33	251,620.60	0.02
Dec - 18	15	183,031.54	962,758.47	1,075,299,910.71	0.09	118,416.24	646,522.57	316,235.90	0.03
Jan - 19	31	205,947.54	1,168,706.01	1,075,299,910.71	0.11	121,636.11	768,158.68	400,547.33	0.04
Feb - 19	34	277,525.24	1,446,231.25	1,075,299,910.71	0.13	104,047.73	872,206.41	574,024.84	0.05
Mar - 19	25	249,275.97	1,695,507.22	1,075,299,910.71	0.16	104,890.70	977,097.11	718,410.11	0.07
Apr - 19	36	381,440.83	2,076,948.05	1,075,299,910.71	0.19	223,327.99	1,200,425.10	876,522.95	0.08
May - 19	33	483,294.57	2,560,242.62	1,075,299,910.71	0.24	190,980.91	1,391,406.01	1,168,836.61	0.11
June - 19	46	690,066.43	3,250,309.05	1,075,299,910.71	0.30	312,483.34	1,703,889.35	1,546,419.70	0.14
July - 19	35	225,132.76	3,475,441.81	1,075,299,910.71	0.32	106,480.42	1,810,369.77	1,665,072.04	0.15
Aug - 19	24	155,658.28	3,631,100.09	1,075,299,910.71	0.34	107,172.62	1,917,542.39	1,713,557.70	0.16
Sept - 19	37	549,608.05	4,180,708.14	1,075,299,910.71	0.39	155,254.75	2,072,797.14	2,107,911.00	0.20
Oct - 19	34	587,989.99	4,768,698.13	1,075,299,910.71	0.44	320,188.83	2,392,985.97	2,375,712.16	0.22
Nov - 19	30	331,494.05	5,100,192.18	1,075,299,910.71	0.47	161,968.74	2,554,954.71	2,545,237.47	0.24
Dec - 19	33	263,988.22	5,364,180.40	1,075,299,910.71	0.50	88,794.24	2,643,748.95	2,720,431.45	0.25
Jan - 20	30	700,424.98	6,064,605.38	1,075,299,910.71	0.56	456,246.84	3,099,995.79	2,964,609.59	0.28
Feb - 20	31	368,735.36	6,433,340.74	1,075,299,910.71	0.60	152,175.27	3,252,171.06	3,181,169.68	0.30
Mar - 20	21	211,926.49	6,645,267.23	1,075,299,910.71	0.62	145,671.01	3,397,842.07	3,247,425.16	0.30
Apr - 20	18	274,370.06	6,919,637.29	1,075,299,910.71	0.64	135,356.64	3,533,198.71	3,386,438.58	0.31
May - 20	13	72,885.20	6,992,522.49	1,075,299,910.71	0.65	13,901.21	3,547,099.92	3,445,422.57	0.32
June - 20	28	460,445.24	7,452,967.73	1,075,299,910.71	0.69	243,880.55	3,790,980.47	3,661,987.26	0.34
July - 20	29	234,423.59	7,687,391.32	1,075,299,910.71	0.71	80,782.35	3,871,762.82	3,815,628.50	0.35
Aug - 20	27	264,284.68	7,951,676.00	1,075,299,910.71	0.74	116,366.87	3,988,129.69	3,963,546.31	0.37
Sept - 20	35	169,912.67	8,121,588.67	1,075,299,910.71	0.76	111,543.47	4,099,673.16	4,021,915.51	0.37
Oct - 20	31	312,247.03	8,433,835.70	1,075,299,910.71	0.78	158,969.85	4,258,643.01	4,175,192.69	0.39

# Compartment German Auto Loans 8

## Monthly Investor Report

Reporting Date:	Aug 11, 2021
Payment Date:	Aug 20, 2021
Period No.:	39
Monthly Period:	July, 2021
Interest Period:	July 20, 2021 to Aug 20, 2021 = 31 days

### 8. Defaulted Amount & Recovery Amount

(as at end of Monthly Period)

Collection Period	No. of Defaulted Agreements in Collection Period	Defaulted Amount in Collection Period (in EUR)	Cumulative Defaulted Amount since Initial Cut-Off Date (in EUR)	Cumulative Amount of Purchased Receivables (in EUR)	Cumulative Default Ratio (in %)	Recovery Amount in Collection Period (in EUR)	Cumulative Recoveries since Initial Cut-Off Date (in EUR)	Cumulative Net Losses (in EUR)	Cumulative Net Loss Ratio (in %)
Nov - 20	19	176,221.16	8,610,056.86	1,075,299,910.71	0.80	112,298.78	4,370,941.79	4,239,115.07	0.39
Dec - 20	24	220,298.48	8,830,355.34	1,075,299,910.71	0.82	107,016.83	4,477,958.62	4,352,396.72	0.40
Jan - 21	29	282,362.66	9,112,718.00	1,075,299,910.71	0.85	187,240.44	4,665,199.06	4,447,518.94	0.41
Feb - 21	23	355,197.51	9,467,915.51	1,075,299,910.71	0.88	114,725.54	4,779,924.60	4,687,990.91	0.44
Mar - 21	19	328,323.59	9,796,239.10	1,075,299,910.71	0.91	205,606.87	4,985,531.47	4,810,707.63	0.45
Apr - 21	24	232,351.97	10,028,591.07	1,075,299,910.71	0.93	94,161.38	5,079,692.85	4,948,898.22	0.46
May - 21	20	201,585.32	10,230,176.39	1,075,299,910.71	0.95	99,190.30	5,178,883.15	5,051,293.24	0.47
June - 21	20	144,114.71	10,374,291.10	1,075,299,910.71	0.96	46,421.90	5,225,305.05	5,148,986.05	0.48
July - 21	19	329,285.94	10,703,577.04	1,075,299,910.71	1.00	145,696.61	5,371,001.66	5,332,575.38	0.50

# Compartment German Auto Loans 8

## Monthly Investor Report

Reporting Date: Aug 11, 2021  
 Payment Date: Aug 20, 2021  
 Period No.: 39  
 Monthly Period: July, 2021  
 Interest Period: July 20, 2021 to Aug 20, 2021  
 = 31 days

### 9. Defaulted Amount & Recovery Amount - Loan Level Data

Applicable only if loans have defaulted. Does not include defaulted amounts less than 10 EUR.

	Month / Year of Default	Month / Year of Loan Origination	Initial Principal Balance (in EUR)	Principal Balance of Loan at Default (in EUR)	Recovery Total (in EUR)	Principal Balance End of Period (in EUR)	Object Type (new / used)	Vehicle Series	Customer Type (private / commercial)	Out of Deal (Month / Year)
1	Julv - 18	Oct - 17	43.915.53	43.448.47	29.744.58	13.703.89	Used	6 Series	Commercial	
2	Aua - 18	Sept - 17	32.607.38	32.607.38	32.607.38	0.00	New	MINI	Private	
3	Sept - 18	Aua - 17	25.285.96	24.850.40	21.445.80	3.404.60	Used	4 Series	Private	
4	Sept - 18	Apr - 17	8.810.96	8.554.46	6.197.42	2.357.04	Used	3 Series	Private	
5	Sept - 18	Jan - 18	34.985.52	34.985.52	24.188.16	10.797.36	New	X3 Series	Private	
6	Oct - 18	Dec - 17	52.699.94	23.750.78	-17.57	23.768.35	New	X6 Series	Commercial	
7	Oct - 18	Aua - 14	15.395.68	15.151.54	15.151.54	0.00	Used	X5 Series	Private	
8	Oct - 18	Dec - 17	33.454.33	32.867.89	25.768.57	7.099.32	New	MINI	Private	
9	Oct - 18	Nov - 17	9.417.90	9.217.91	4.659.76	4.558.15	New	Other BMW Group	Commercial	
10	Oct - 18	Apr - 17	21.174.10	4.844.74	-62.75	4.907.49	Used	Non BMW Group (incl. Motorcycles)	Commercial	
11	Oct - 18	Sept - 17	69.895.20	67.797.97	62.901.61	4.896.36	New	X6 Series	Private	
12	Nov - 18	Dec - 17	2.718.02	2.474.07	2.474.07	0.00	Used	Non BMW Group (incl. Motorcycles)	Commercial	
13	Nov - 18	Dec - 16	33.838.24	31.122.49	22.644.09	8.478.40	Used	7 Series	Commercial	
14	Nov - 18	Nov - 17	40.798.71	40.559.21	20.016.61	20.542.60	New	4 Series	Commercial	
15	Nov - 18	Oct - 17	5.993.85	2.881.48	5.82	2.875.66	Used	3 Series	Commercial	
16	Nov - 18	Dec - 17	52.699.94	22.768.53	-182.67	23.005.36	New	X6 Series	Commercial	
17	Nov - 18	Julv - 16	13.691.59	13.042.16	7.722.10	5.320.06	Used	X1 Series	Private	
18	Nov - 18	June - 17	4.279.25	3.969.33	3.969.33	0.00	Used	Other BMW Group	Private	
19	Nov - 18	Dec - 17	74.534.70	72.521.39	61.805.98	10.715.41	Used	X5 Series	Commercial	
20	Dec - 18	Oct - 17	12.808.51	4.321.50	-107.40	4.443.77	Used	3 Series	Commercial	
21	Dec - 18	Julv - 17	20.400.51	20.394.58	20.448.26	0.00	Used	X3 Series	Private	
22	Dec - 18	Nov - 17	24.815.15	22.648.77	19.077.07	3.571.70	Used	5 Series	Private	
23	Dec - 18	Julv - 17	49.294.69	45.264.48	34.249.17	11.015.31	New	5 Series	Commercial	
24	Dec - 18	Aua - 15	19.148.62	18.468.44	10.566.12	7.902.32	New	1 Series	Private	
25	Jan - 19	Jan - 18	29.164.31	28.068.84	16.915.16	11.153.68	New	MINI	Commercial	
26	Jan - 19	Nov - 17	21.537.41	21.267.60	4.430.43	16.837.17	Used	X6 Series	Commercial	
27	Jan - 19	Sept - 17	26.011.75	25.489.99	25.489.99	0.00	Used	X3 Series	Private	
28	Jan - 19	Jan - 18	34.106.54	32.890.97	25.381.60	7.616.20	New	5 Series	Private	
29	Jan - 19	Sept - 17	26.945.21	26.413.21	15.848.80	10.564.41	New	2 Series	Private	
30	Jan - 19	Nov - 17	24.831.66	23.445.68	10.385.46	13.060.22	Used	X5 Series	Commercial	
31	Jan - 19	Oct - 16	35.538.50	15.832.12	-116.15	15.956.95	New	5 Series	Commercial	
32	Jan - 19	Apr - 16	6.321.61	4.670.72	4.670.72	0.00	Used	5 Series	Private	
33	Jan - 19	Mar - 17	4.342.83	2.383.35	-53.04	2.436.39	Used	Non BMW Group (incl. Motorcycles)	Commercial	
34	Feb - 19	Oct - 17	15.038.23	14.501.12	8.463.94	6.169.10	Used	Non BMW Group (incl. Motorcycles)	Commercial	
35	Feb - 19	Julv - 17	66.092.21	64.146.60	42.103.92	22.042.68	New	X6 Series	Commercial	
36	Feb - 19	Oct - 17	17.137.62	15.741.59	12.098.62	3.642.97	Used	Non BMW Group (incl. Motorcycles)	Private	
37	Feb - 19	Sept - 14	27.054.94	26.463.99	26.463.99	0.00	Used	X6 Series	Commercial	

# Compartment German Auto Loans 8

## Monthly Investor Report

Reporting Date: Aug 11, 2021  
 Payment Date: Aug 20, 2021  
 Period No.: 39  
 Monthly Period: July, 2021  
 Interest Period: July 20, 2021 to Aug 20, 2021  
 = 31 days

### 9. Defaulted Amount & Recovery Amount - Loan Level Data

Applicable only if loans have defaulted. Does not include defaulted amounts less than 10 EUR.

	Month / Year of Default	Month / Year of Loan Origination	Initial Principal Balance (in EUR)	Principal Balance of Loan at Default (in EUR)	Recovery Total (in EUR)	Principal Balance End of Period (in EUR)	Object Type (new / used)	Vehicle Series	Customer Type (private / commercial)	Out of Deal (Month / Year)
38	Feb - 19	Oct - 17	5.306.15	4.036.93	4.014.85	40.39	Used	MINI	Commercial	
39	Feb - 19	Sept - 17	38.315.80	37.634.78	32.737.80	4.970.33	New	3 Series	Private	
40	Feb - 19	Sept - 17	65.515.63	28.738.61	1.664.90	27.073.71	New	4 Series	Commercial	
41	Feb - 19	Nov - 15	7.086.09	1.909.55	1.247.81	661.74	New	Non BMW Group (incl. Motorcycles)	Commercial	
42	Feb - 19	Aug - 17	13.584.67	3.543.34	-54.83	3.598.17	Used	1 Series	Commercial	
43	Feb - 19	Dec - 17	22.907.10	5.955.21	-264.40	6.219.61	Used	X6 Series	Commercial	
44	Mar - 19	Feb - 16	14.013.24	11.958.63	11.958.63	0.00	New	MINI	Private	
45	Mar - 19	Jan - 18	20.114.47	18.344.34	15.544.52	2.799.82	Used	MINI	Private	
46	Mar - 19	Dec - 13	9.304.87	9.131.41	0.00	9.131.41	Used	Non BMW Group (incl. Motorcycles)	Commercial	
47	Mar - 19	Dec - 15	38.780.42	36.848.09	20.137.81	16.710.28	New	X3 Series	Private	
48	Mar - 19	May - 17	31.119.99	29.121.85	18.797.82	10.545.14	Used	1 Series	Commercial	
49	Mar - 19	Aug - 17	14.140.24	6.306.65	-62.13	6.368.78	Used	MINI	Commercial	
50	Mar - 19	Aug - 15	9.241.28	8.669.95	8.669.95	0.00	Used	Non BMW Group (incl. Motorcycles)	Private	
51	Mar - 19	Aug - 14	7.407.58	3.279.17	3.279.17	0.00	Used	1 Series	Private	
52	Mar - 19	Aug - 15	17.271.78	16.174.28	8.586.00	7.588.28	Used	X3 Series	Commercial	
53	Mar - 19	Jul - 17	7.182.53	7.023.41	0.00	7.023.41	Used	MINI	Commercial	
54	Mar - 19	Nov - 15	5.988.07	5.101.70	5.101.70	0.00	Used	3 Series	Private	
55	Mar - 19	May - 17	6.412.50	3.342.38	3.342.38	0.00	Used	X5 Series	Commercial	
56	Apr - 19	Oct - 17	28.629.08	27.686.85	25.064.33	2.622.52	New	2 Series	Private	
57	Apr - 19	Oct - 17	94.554.07	84.608.34	40.791.56	43.816.78	New	7 Series	Private	
58	Apr - 19	Apr - 14	6.535.23	6.057.63	132.27	5.925.36	Used	5 Series	Private	
59	Apr - 19	Nov - 15	23.851.35	14.762.26	0.00	14.762.26	New	4 Series	Commercial	
60	Apr - 19	Jul - 17	16.237.61	7.386.56	-295.01	7.681.57	Used	1 Series	Commercial	
61	Apr - 19	Mar - 17	25.115.16	23.671.67	23.671.67	0.00	New	3 Series	Private	
62	Apr - 19	Sept - 13	19.657.13	17.978.51	3.792.78	14.185.73	Used	X6 Series	Commercial	
63	May - 19	Oct - 15	11.559.89	8.919.56	8.919.56	0.00	Used	Non BMW Group (incl. Motorcycles)	Commercial	
64	May - 19	Oct - 13	26.561.15	23.941.10	0.00	23.941.10	New	5 Series	Commercial	
65	May - 19	Jan - 18	51.931.76	48.663.20	34.313.09	14.350.11	New	X5 Series	Commercial	
66	May - 19	Sept - 16	12.129.70	11.741.83	7.522.00	4.219.83	Used	1 Series	Private	
67	May - 19	June - 16	15.141.87	14.109.61	-863.10	14.972.71	Used	1 Series	Private	
68	May - 19	Dec - 17	39.471.78	36.067.89	21.175.86	14.892.03	Used	3 Series	Commercial	
69	May - 19	Nov - 17	15.571.04	15.093.98	1.684.50	13.409.48	Used	1 Series	Private	
70	May - 19	Jul - 17	13.773.81	13.229.33	9.195.14	4.034.19	Used	MINI	Private	
71	May - 19	Dec - 17	19.676.21	17.988.78	7.982.58	10.006.20	Used	MINI	Commercial	
72	May - 19	Dec - 16	33.327.60	31.081.71	20.001.92	11.079.79	New	X1 Series	Commercial	
73	May - 19	Dec - 17	36.732.44	34.750.12	14.795.64	19.954.48	Used	X5 Series	Private	
74	May - 19	Dec - 17	14.034.00	13.657.71	8.133.50	5.524.21	New	Other BMW Group	Private	

# Compartment German Auto Loans 8

## Monthly Investor Report

Reporting Date: Aug 11, 2021  
 Payment Date: Aug 20, 2021  
 Period No.: 39  
 Monthly Period: July, 2021  
 Interest Period: July 20, 2021 to Aug 20, 2021  
 = 31 days

### 9. Defaulted Amount & Recovery Amount - Loan Level Data

Applicable only if loans have defaulted. Does not include defaulted amounts less than 10 EUR.

	Month / Year of Default	Month / Year of Loan Origination	Initial Principal Balance (in EUR)	Principal Balance of Loan at Default (in EUR)	Recovery Total (in EUR)	Principal Balance End of Period (in EUR)	Object Type (new / used)	Vehicle Series	Customer Type (private / commercial)	Out of Deal (Month / Year)
75	June - 19	Sept - 16	23.501.70	9.503.20	118.97	9.384.23	Used	X5 Series	Private	
76	June - 19	Oct - 17	14.605.37	13.159.08	9.547.72	3.611.36	New	Other BMW Group	Private	
77	June - 19	Nov - 13	11.596.19	3.421.13	3.421.13	0.00	Used	3 Series	Private	
78	June - 19	Oct - 17	22.446.94	12.122.70	4.285.60	7.930.16	New	3 Series	Commercial	
79	June - 19	June - 17	14.409.42	11.479.42	9.117.18	2.375.98	Used	X3 Series	Commercial	
80	June - 19	Julv - 17	50.061.97	48.493.39	25.030.04	23.521.32	New	4 Series	Commercial	
81	June - 19	Aua - 17	14.635.27	13.965.30	0.00	13.965.30	Used	X1 Series	Private	
82	June - 19	Julv - 17	39.222.08	37.649.27	27.079.43	10.569.84	New	5 Series	Commercial	
83	June - 19	Jan - 17	27.676.63	22.550.40	8.787.20	13.763.20	New	MINI	Commercial	
84	June - 19	Dec - 17	56.192.02	52.728.58	37.856.54	14.872.04	Used	X5 Series	Private	
85	June - 19	Nov - 17	57.673.10	55.593.34	27.204.34	28.389.00	New	5 Series	Commercial	
86	June - 19	Dec - 17	17.934.72	16.396.36	11.257.18	5.139.18	Used	MINI	Commercial	
87	June - 19	Julv - 17	38.421.25	34.372.97	30.850.08	3.522.89	Used	Non BMW Group (incl. Motorcycles)	Commercial	
88	June - 19	Apr - 14	5.806.47	3.771.48	3.771.48	0.00	Used	5 Series	Private	
89	June - 19	Aua - 16	5.517.35	4.613.39	3.314.42	1.298.97	Used	MINI	Private	
90	June - 19	Dec - 17	22.734.99	22.011.75	13.983.26	8.028.49	New	3 Series	Commercial	
91	June - 19	Dec - 17	22.734.99	22.011.75	13.983.26	8.028.49	New	3 Series	Commercial	
92	June - 19	Sept - 17	23.667.04	20.718.16	20.718.16	0.00	Used	5 Series	Commercial	
93	June - 19	Julv - 17	57.002.71	54.823.81	25.992.87	28.830.94	New	X5 Series	Commercial	
94	June - 19	Sept - 17	8.506.04	6.551.53	4.451.10	2.100.43	Used	X1 Series	Commercial	
95	June - 19	Dec - 17	20.935.73	20.342.13	13.895.36	6.446.77	New	3 Series	Commercial	
96	June - 19	Aua - 17	35.417.75	32.510.31	22.802.86	9.707.45	New	X3 Series	Commercial	
97	June - 19	Nov - 15	19.936.01	19.724.91	19.724.91	0.00	New	X1 Series	Private	
98	Julv - 19	Oct - 17	17.726.82	15.521.27	6.355.61	9.165.66	Used	3 Series	Commercial	
99	Julv - 19	Sept - 17	17.371.14	16.107.59	11.086.55	5.175.56	Used	3 Series	Commercial	
100	Julv - 19	Jan - 18	26.157.43	22.707.26	22.707.26	0.00	Used	5 Series	Private	
101	Julv - 19	Nov - 17	49.777.55	16.139.10	-184.83	16.323.93	New	5 Series	Commercial	
102	Julv - 19	Julv - 17	16.636.47	14.007.69	5.746.20	8.261.49	Used	3 Series	Commercial	
103	Julv - 19	Oct - 17	11.476.04	10.875.63	1.288.39	9.587.24	Used	X1 Series	Private	
104	Julv - 19	Dec - 15	16.008.18	13.889.02	13.889.02	0.00	Used	3 Series	Private	
105	Julv - 19	Sept - 17	28.046.29	14.978.50	-130.85	15.109.35	Used	X1 Series	Commercial	
106	Julv - 19	Sept - 17	18.141.07	16.085.71	8.381.38	7.704.33	Used	1 Series	Commercial	
107	Julv - 19	Aua - 16	41.262.74	36.770.44	21.336.45	15.817.45	Used	X5 Series	Commercial	
108	Aua - 19	Dec - 17	25.096.59	21.622.40	21.622.40	0.00	Used	5 Series	Private	
109	Aua - 19	Jan - 18	70.481.97	62.910.68	29.066.91	33.843.77	New	5 Series	Commercial	
110	Aua - 19	Julv - 17	27.795.68	25.762.87	21.829.17	3.933.70	Used	7 Series	Commercial	
111	Sept - 19	Sept - 17	32.849.97	8.770.74	-3.428.47	12.199.21	Used	X6 Series	Commercial	



# Compartment German Auto Loans 8

## Monthly Investor Report

Reporting Date: Aug 11, 2021  
 Payment Date: Aug 20, 2021  
 Period No.: 39  
 Monthly Period: July, 2021  
 Interest Period: July 20, 2021 to Aug 20, 2021  
 = 31 days

### 9. Defaulted Amount & Recovery Amount - Loan Level Data

Applicable only if loans have defaulted. Does not include defaulted amounts less than 10 EUR.

	Month / Year of Default	Month / Year of Loan Origination	Initial Principal Balance (in EUR)	Principal Balance of Loan at Default (in EUR)	Recovery Total (in EUR)	Principal Balance End of Period (in EUR)	Object Type (new / used)	Vehicle Series	Customer Type (private / commercial)	Out of Deal (Month / Year)
112	Sept - 19	Aug - 17	47.395.16	44.868.15	33.533.09	11.496.13	New	5 Series	Commercial	
113	Sept - 19	Nov - 16	69.663.20	50.738.53	50.738.53	0.00	New	3 Series	Commercial	
114	Sept - 19	Dec - 16	34.065.28	31.152.42	0.00	31.152.42	Used	7 Series	Commercial	
115	Sept - 19	Nov - 17	40.189.89	36.471.59	20.179.54	16.292.05	New	5 Series	Commercial	
116	Sept - 19	Sept - 17	3.603.50	2.779.50	0.00	2.779.50	Used	Non BMW Group (incl. Motorcycles)	Private	
117	Sept - 19	Feb - 16	14.716.06	13.433.88	5.140.69	8.293.19	Used	5 Series	Private	
118	Sept - 19	Oct - 17	15.205.31	8.437.11	1.457.28	6.979.83	Used	1 Series	Commercial	
119	Sept - 19	Nov - 17	26.480.07	510.37	0.00	510.37	Used	X5 Series	Commercial	
120	Sept - 19	Oct - 17	24.217.27	20.398.65	19.808.95	589.70	Used	MINI	Commercial	
121	Sept - 19	Nov - 17	33.338.43	28.001.82	15.937.61	12.064.21	Used	X3 Series	Commercial	
122	Sept - 19	Sept - 17	28.824.34	27.911.68	6.59	27.959.18	New	3 Series	Private	
123	Oct - 19	Aug - 17	20.394.80	17.345.78	10.755.00	6.590.78	New	2 Series	Commercial	
124	Oct - 19	Jan - 17	9.359.02	6.978.17	6.978.17	0.00	Used	1 Series	Commercial	
125	Oct - 19	Dec - 17	104.313.95	92.949.01	0.00	92.949.01	Used	7 Series	Commercial	
126	Oct - 19	Mar - 16	4.625.30	2.470.95	0.00	2.470.95	Used	5 Series	Private	
127	Oct - 19	Sept - 16	17.697.06	13.059.96	10.051.06	3.008.90	Used	3 Series	Private	
128	Oct - 19	Aug - 17	69.456.38	68.424.85	45.384.96	23.039.89	New	X6 Series	Commercial	
129	Oct - 19	Dec - 17	53.121.42	45.009.05	30.235.67	15.007.03	New	5 Series	Commercial	
130	Oct - 19	Dec - 17	38.360.60	33.542.94	21.839.89	11.703.05	Used	6 Series	Commercial	
131	Oct - 19	Oct - 16	23.115.53	19.544.99	14.738.54	4.923.71	Used	5 Series	Commercial	
132	Nov - 19	Aug - 17	13.254.54	11.502.25	7.003.72	4.532.34	Used	3 Series	Private	
133	Nov - 19	Nov - 17	11.780.18	8.273.51	2.776.19	5.497.32	Used	3 Series	Private	
134	Nov - 19	Mar - 17	14.780.65	13.679.11	-33.41	13.712.52	Used	3 Series	Commercial	
135	Nov - 19	Nov - 17	13.161.54	11.609.22	4.147.88	7.461.34	Used	1 Series	Commercial	
136	Nov - 19	Jul - 17	21.611.22	19.304.37	0.00	19.304.37	Used	5 Series	Commercial	
137	Nov - 19	Dec - 16	23.471.93	19.800.31	9.167.15	10.633.16	Used	5 Series	Commercial	
138	Nov - 19	Dec - 17	32.547.80	16.150.00	16.150.00	0.00	New	X1 Series	Commercial	
139	Nov - 19	Aug - 17	45.192.15	39.575.09	8.445.71	31.129.38	Used	7 Series	Private	
140	Nov - 19	Mar - 17	33.071.02	29.545.71	18.716.49	10.829.22	Used	6 Series	Commercial	
141	Dec - 19	Nov - 17	14.139.40	11.266.95	11.266.95	0.00	Used	3 Series	Private	
142	Dec - 19	Jul - 15	20.912.52	1.672.67	1.672.67	0.00	Used	Z Series	Private	
143	Dec - 19	Oct - 17	23.165.64	17.103.15	11.266.26	5.836.89	Used	5 Series	Commercial	
144	Dec - 19	Dec - 17	13.819.33	5.610.74	3.433.27	2.177.47	New	Other BMW Group	Private	
145	Dec - 19	Nov - 17	52.414.19	20.447.90	-232.50	20.680.40	New	X6 Series	Commercial	
146	Dec - 19	Nov - 17	23.062.94	20.077.64	20.077.64	0.00	Used	5 Series	Private	
147	Dec - 19	Oct - 17	20.404.16	14.938.27	9.551.08	5.387.19	Used	5 Series	Commercial	
148	Dec - 19	Oct - 16	31.125.45	15.852.67	15.852.67	0.00	New	5 Series	Commercial	

# Compartment German Auto Loans 8

## Monthly Investor Report

Reporting Date: Aug 11, 2021  
 Payment Date: Aug 20, 2021  
 Period No.: 39  
 Monthly Period: July, 2021  
 Interest Period: July 20, 2021 to Aug 20, 2021  
 = 31 days

### 9. Defaulted Amount & Recovery Amount - Loan Level Data

Applicable only if loans have defaulted. Does not include defaulted amounts less than 10 EUR.

	Month / Year of Default	Month / Year of Loan Origination	Initial Principal Balance (in EUR)	Principal Balance of Loan at Default (in EUR)	Recovery Total (in EUR)	Principal Balance End of Period (in EUR)	Object Type (new / used)	Vehicle Series	Customer Type (private / commercial)	Out of Deal (Month / Year)
149	Dec - 19	Mav - 14	10.629.87	2.131.68	2.131.68	0.00	Used	5 Series	Private	
150	Dec - 19	Aug - 17	29.234.68	26.566.88	12.253.16	14.313.72	New	2 Series	Private	
151	Dec - 19	Oct - 17	21.325.54	19.941.43	19.996.14	0.00	Used	3 Series	Private	
152	Dec - 19	Mav - 16	16.652.34	14.933.03	14.933.03	0.00	Used	3 Series	Private	
153	Jan - 20	Apr - 17	61.102.29	48.998.95	48.998.95	0.00	New	X4 Series	Commercial	
154	Jan - 20	Sept - 17	34.280.69	31.851.67	26.506.79	5.344.88	New	X4 Series	Commercial	
155	Jan - 20	Feb - 16	20.493.83	16.879.02	5.559.53	11.319.49	Used	3 Series	Private	
156	Jan - 20	Julv - 17	25.755.66	21.817.47	10.704.22	11.113.25	Used	5 Series	Private	
157	Jan - 20	Oct - 17	57.484.56	51.416.40	51.416.40	0.00	Used	X6 Series	Private	
158	Jan - 20	Jan - 18	135.814.45	114.705.83	76.004.24	38.701.59	New	Non BMW Group (incl. Motorcycles)	Commercial	
159	Jan - 20	Jan - 17	40.046.22	34.919.91	26.482.21	8.437.70	Used	X5 Series	Private	
160	Jan - 20	Julv - 17	34.124.55	29.999.59	29.999.59	0.00	Used	X5 Series	Commercial	
161	Jan - 20	Dec - 17	22.344.98	18.054.75	7.602.47	10.452.28	Used	5 Series	Commercial	
162	Jan - 20	Nov - 17	32.264.43	19.404.84	19.404.84	0.00	Used	5 Series	Private	
163	Jan - 20	Julv - 17	13.266.82	10.692.87	6.461.00	4.231.87	Used	1 Series	Private	
164	Jan - 20	Mav - 17	57.180.95	46.930.53	31.297.46	15.633.07	Used	X6 Series	Commercial	
165	Feb - 20	June - 17	100.997.62	73.172.57	18.000.00	55.172.57	New	7 Series	Commercial	
166	Feb - 20	Jan - 18	17.500.62	14.205.96	14.205.96	0.00	New	1 Series	Commercial	
167	Feb - 20	Jan - 18	51.850.24	46.274.65	22.172.07	24.102.58	Used	X5 Series	Commercial	
168	Feb - 20	Julv - 17	13.784.20	3.155.88	3.155.88	0.00	Used	X5 Series	Commercial	
169	Feb - 20	Julv - 15	10.536.58	5.653.72	5.653.72	0.00	Used	3 Series	Private	
170	Feb - 20	Julv - 17	24.232.74	10.964.17	5.673.56	5.290.61	Used	X5 Series	Commercial	
171	Feb - 20	Julv - 17	2.399.75	256.77	245.30	11.47	Used	Non BMW Group (incl. Motorcycles)	Private	
172	Feb - 20	Dec - 17	28.585.81	4.920.39	0.00	4.920.39	Used	X4 Series	Commercial	
173	Feb - 20	Julv - 17	1.730.15	1.109.12	0.00	1.109.12	Used	3 Series	Private	
174	Feb - 20	Sept - 17	6.978.90	5.548.23	3.035.46	2.512.77	Used	MINI	Commercial	
175	Feb - 20	Julv - 17	51.845.25	11.307.72	0.00	11.307.72	New	7 Series	Commercial	
176	Mar - 20	Oct - 17	8.654.39	6.379.14	5.000.00	1.379.14	Used	MINI	Commercial	
177	Mar - 20	Aug - 16	34.848.92	3.565.55	0.00	3.565.55	New	5 Series	Commercial	
178	Mar - 20	Aug - 17	14.683.22	8.983.29	8.629.99	376.16	Used	X3 Series	Commercial	
179	Mar - 20	Oct - 17	14.160.34	11.290.82	0.00	11.290.82	Used	1 Series	Private	
180	Mar - 20	Aug - 17	18.158.96	15.186.61	36.95	15.183.48	New	3 Series	Private	
181	Mar - 20	Aug - 14	8.131.74	5.256.31	2.196.11	3.060.20	Used	Non BMW Group (incl. Motorcycles)	Private	
182	Apr - 20	Jan - 18	24.327.37	16.731.23	12.588.45	4.142.78	Used	X4 Series	Commercial	
183	Apr - 20	Mar - 17	41.873.75	33.665.31	33.665.31	0.00	Used	X5 Series	Private	
184	Apr - 20	Jan - 17	22.616.14	18.771.37	12.638.35	6.133.02	New	1 Series	Private	
185	Apr - 20	Jan - 18	13.582.46	11.468.75	0.00	11.468.75	Used	MINI	Commercial	

# Compartment German Auto Loans 8

## Monthly Investor Report

Reporting Date: Aug 11, 2021  
 Payment Date: Aug 20, 2021  
 Period No.: 39  
 Monthly Period: July, 2021  
 Interest Period: July 20, 2021 to Aug 20, 2021  
 = 31 days

### 9. Defaulted Amount & Recovery Amount - Loan Level Data

Applicable only if loans have defaulted. Does not include defaulted amounts less than 10 EUR.

	Month / Year of Default	Month / Year of Loan Origination	Initial Principal Balance (in EUR)	Principal Balance of Loan at Default (in EUR)	Recovery Total (in EUR)	Principal Balance End of Period (in EUR)	Object Type (new / used)	Vehicle Series	Customer Type (private / commercial)	Out of Deal (Month / Year)
186	Apr - 20	Oct - 14	13.831.74	9.931.21	4.379.98	5.551.23	Used	X1 Series	Commercial	
187	Apr - 20	Aua - 16	15.490.91	13.508.92	3.167.06	10.341.86	Used	X3 Series	Commercial	
188	Mav - 20	Oct - 15	12.422.54	4.639.73	4.639.73	0.00	Used	5 Series	Private	
189	Mav - 20	Feb - 17	2.991.02	833.89	833.89	0.00	Used	1 Series	Private	
190	Mav - 20	Julv - 16	11.911.64	7.529.55	7.529.55	0.00	Used	5 Series	Commercial	
191	Mav - 20	Oct - 17	8.880.12	5.384.25	5.384.25	0.00	Used	1 Series	Private	
192	Mav - 20	Julv - 17	88.523.02	19.397.46	19.397.46	0.00	New	4 Series	Commercial	
193	Mav - 20	Julv - 17	27.120.09	14.785.20	12.461.65	2.323.55	Used	5 Series	Commercial	
194	June - 20	Nov - 16	19.689.90	13.925.89	12.556.88	1.369.01	Used	1 Series	Private	
195	June - 20	Sept - 17	14.141.42	11.077.67	11.077.67	0.00	Used	X1 Series	Private	
196	June - 20	Julv - 17	78.145.50	66.279.92	29.634.26	36.645.66	New	X5 Series	Commercial	
197	June - 20	Mar - 17	28.877.04	25.461.16	14.093.72	11.367.44	New	X1 Series	Private	
198	June - 20	Oct - 17	28.032.15	20.481.58	0.00	20.481.58	Used	MINI	Commercial	
199	June - 20	Jan - 18	35.472.56	28.852.38	28.900.51	0.00	New	MINI	Private	
200	June - 20	Dec - 17	14.325.63	11.148.34	11.148.34	0.00	Used	1 Series	Private	
201	June - 20	Nov - 14	5.285.10	2.530.41	2.530.41	0.00	Used	1 Series	Private	
202	June - 20	Apr - 16	16.250.29	10.391.99	10.386.98	5.01	Used	X1 Series	Private	
203	June - 20	Aua - 17	28.672.77	20.671.17	9.993.90	10.677.27	Used	4 Series	Commercial	
204	June - 20	Sept - 17	49.819.47	43.206.02	25.473.42	17.732.60	New	5 Series	Commercial	
205	June - 20	Oct - 17	18.744.69	8.469.95	8.469.95	0.00	New	4 Series	Commercial	
206	Julv - 20	Aua - 17	7.105.23	5.191.33	0.00	5.191.33	New	Non BMW Group (incl. Motorcycles)	Commercial	
207	Julv - 20	Jan - 18	27.258.64	21.756.96	0.00	21.756.96	Used	2 Series	Private	
208	Julv - 20	June - 15	22.155.68	14.662.05	13.879.97	782.08	Used	5 Series	Private	
209	Julv - 20	Dec - 16	29.066.28	10.721.58	10.562.57	159.01	New	MINI	Private	
210	Julv - 20	Feb - 17	22.099.83	17.108.90	11.688.10	5.420.80	Used	5 Series	Commercial	
211	Julv - 20	Oct - 17	37.535.25	29.872.32	3.517.57	26.354.75	New	1 Series	Private	
212	Julv - 20	Dec - 17	11.896.27	4.693.39	4.693.39	0.00	Used	MINI	Commercial	
213	Julv - 20	Dec - 17	33.511.32	28.567.23	16.162.34	12.404.89	New	X1 Series	Commercial	
214	Aua - 20	Mar - 17	23.510.70	18.675.52	6.972.07	11.703.45	Used	Non BMW Group (incl. Motorcycles)	Private	
215	Aua - 20	Nov - 17	35.431.60	28.744.49	12.698.17	16.112.04	New	1 Series	Private	
216	Aua - 20	Aua - 17	38.432.11	24.400.01	10.694.71	13.705.30	New	3 Series	Commercial	
217	Aua - 20	Dec - 17	29.147.43	19.830.80	16.094.44	3.736.36	Used	5 Series	Private	
218	Aua - 20	Oct - 17	23.432.78	17.825.05	9.741.38	8.083.67	Used	X1 Series	Commercial	
219	Aua - 20	Sept - 17	38.090.00	33.671.25	13.646.98	20.024.27	New	3 Series	Commercial	
220	Aua - 20	Julv - 17	25.475.85	20.299.30	0.00	20.299.30	Used	3 Series	Commercial	
221	Aua - 20	Jan - 17	15.137.82	13.611.69	13.611.69	0.00	New	1 Series	Private	
222	Aua - 20	Sept - 17	26.521.10	11.475.42	4.034.28	7.441.14	Used	4 Series	Private	

# Compartment German Auto Loans 8

## Monthly Investor Report

Reporting Date: Aug 11, 2021  
 Payment Date: Aug 20, 2021  
 Period No.: 39  
 Monthly Period: July, 2021  
 Interest Period: July 20, 2021 to Aug 20, 2021  
 = 31 days

### 9. Defaulted Amount & Recovery Amount - Loan Level Data

Applicable only if loans have defaulted. Does not include defaulted amounts less than 10 EUR.

	Month / Year of Default	Month / Year of Loan Origination	Initial Principal Balance (in EUR)	Principal Balance of Loan at Default (in EUR)	Recovery Total (in EUR)	Principal Balance End of Period (in EUR)	Object Type (new / used)	Vehicle Series	Customer Type (private / commercial)	Out of Deal (Month / Year)
223	Sept - 20	Aug - 17	15.068.37	11.186.14	7.442.11	3.744.03	New	MINI	Commercial	
224	Sept - 20	Dec - 17	57.470.61	27.017.72	13.49	27.004.23	New	5 Series	Private	
225	Sept - 20	Oct - 17	13.797.66	4.477.86	-12.44	4.490.30	Used	1 Series	Private	
226	Oct - 20	Feb - 16	13.125.69	7.350.11	4.438.00	2.912.11	Used	3 Series	Private	
227	Oct - 20	Jan - 18	19.960.76	15.339.66	15.339.66	0.00	Used	1 Series	Private	
228	Oct - 20	Aug - 17	54.600.69	45.729.80	19.620.60	26.109.20	New	X4 Series	Commercial	
229	Oct - 20	Mar - 16	17.372.15	8.872.47	5.000.00	3.872.47	Used	5 Series	Private	
230	Oct - 20	Dec - 17	14.686.00	7.996.13	2.355.30	5.640.83	Used	5 Series	Private	
231	Oct - 20	Jan - 18	30.262.58	16.248.06	5.137.80	11.110.26	Used	5 Series	Private	
232	Oct - 20	Mar - 15	18.595.12	11.587.79	11.587.79	0.00	Used	1 Series	Private	
233	Oct - 20	Jan - 16	23.079.18	15.599.80	9.300.00	6.299.80	Used	X3 Series	Private	
234	Oct - 20	Dec - 17	13.008.78	9.491.29	5.192.28	4.299.01	Used	5 Series	Private	
235	Oct - 20	Dec - 17	39.264.70	34.915.81	34.915.81	0.00	New	X4 Series	Commercial	
236	Oct - 20	Aug - 17	8.706.62	5.980.37	5.980.37	0.00	New	Other BMW Group	Private	
237	Oct - 20	Dec - 17	12.653.75	9.476.54	9.476.54	0.00	Used	MINI	Private	
238	Oct - 20	Nov - 17	60.382.92	48.943.29	30.587.26	18.356.03	Used	X6 Series	Commercial	
239	Nov - 20	Aug - 17	21.687.97	16.640.83	13.856.06	2.784.77	Used	3 Series	Private	
240	Nov - 20	Nov - 17	20.717.91	16.506.74	10.876.33	5.630.41	New	MINI	Private	
241	Nov - 20	Apr - 16	11.466.58	7.169.57	1.346.58	5.822.99	Used	1 Series	Private	
242	Nov - 20	Oct - 17	35.680.92	24.567.19	24.567.19	0.00	Used	3 Series	Private	
243	Nov - 20	Apr - 15	13.114.27	2.961.47	2.961.47	0.00	Used	6 Series	Commercial	
244	Nov - 20	Sept - 16	18.886.04	7.352.97	2.472.75	4.880.22	Used	5 Series	Private	
245	Dec - 20	Dec - 17	35.167.22	28.459.05	22.899.05	5.560.00	New	5 Series	Private	
246	Dec - 20	Mav - 17	20.776.85	7.399.68	2.312.00	5.087.68	New	1 Series	Private	
247	Dec - 20	Oct - 17	63.679.15	52.857.66	27.918.33	24.939.33	New	X5 Series	Commercial	
248	Dec - 20	June - 17	35.666.94	28.080.74	0.00	28.080.74	Used	X6 Series	Commercial	
249	Dec - 20	Nov - 17	11.290.17	7.792.90	7.792.90	0.00	Used	X1 Series	Private	
250	Dec - 20	Mav - 17	5.453.16	1.480.33	1.149.84	330.49	Used	MINI	Private	
251	Dec - 20	Dec - 17	28.111.52	8.363.05	-82.16	8.445.21	Used	X6 Series	Commercial	
252	Dec - 20	Mav - 17	33.977.17	9.372.11	9.372.11	0.00	New	X1 Series	Private	
253	Dec - 20	Jan - 16	9.860.98	6.142.86	1.954.74	4.188.12	Used	MINI	Commercial	
254	Jan - 21	Aug - 17	12.793.46	9.314.07	9.314.07	0.00	Used	Other BMW Group	Private	
255	Jan - 21	Mar - 17	29.428.38	16.370.02	16.370.02	0.00	New	X1 Series	Commercial	
256	Jan - 21	Dec - 17	32.676.90	24.103.09	24.103.09	0.00	New	MINI	Commercial	
257	Jan - 21	June - 17	62.296.84	15.328.21	3.725.40	11.602.81	New	X5 Series	Private	
258	Jan - 21	June - 17	5.028.53	732.47	732.47	0.00	Used	Other BMW Group	Private	
259	Jan - 21	Oct - 17	37.269.82	28.227.12	21.673.72	6.553.40	New	4 Series	Private	

# Compartment German Auto Loans 8

## Monthly Investor Report

Reporting Date: Aug 11, 2021  
 Payment Date: Aug 20, 2021  
 Period No.: 39  
 Monthly Period: July, 2021  
 Interest Period: July 20, 2021 to Aug 20, 2021  
 = 31 days

### 9. Defaulted Amount & Recovery Amount - Loan Level Data

Applicable only if loans have defaulted. Does not include defaulted amounts less than 10 EUR.

	Month / Year of Default	Month / Year of Loan Origination	Initial Principal Balance (in EUR)	Principal Balance of Loan at Default (in EUR)	Recovery Total (in EUR)	Principal Balance End of Period (in EUR)	Object Type (new / used)	Vehicle Series	Customer Type (private / commercial)	Out of Deal (Month / Year)
260	Jan - 21	Dec - 17	12.398.61	5.710.10	5.510.45	199.65	Used	MINI	Private	
261	Jan - 21	Aug - 16	33.058.26	19.701.94	8.178.42	11.523.52	Used	X5 Series	Commercial	
262	Jan - 21	Jan - 18	59.098.10	49.019.89	49.019.89	0.00	New	X3 Series	Private	
263	Feb - 21	Sept - 17	18.536.37	10.158.24	10.158.24	0.00	New	MINI	Private	
264	Feb - 21	Jul - 17	46.673.95	9.334.59	9.334.59	0.00	New	5 Series	Commercial	
265	Feb - 21	Sept - 17	8.857.27	6.995.33	187.40	6.807.93	Used	3 Series	Private	
266	Feb - 21	Jul - 17	28.357.07	24.537.90	0.00	24.537.90	New	5 Series	Commercial	
267	Feb - 21	Jul - 17	8.197.75	4.193.62	4.193.62	0.00	Used	3 Series	Private	
268	Feb - 21	Nov - 17	82.728.35	21.744.41	1.502.47	20.241.94	New	X3 Series	Private	
269	Feb - 21	Jul - 17	4.371.08	1.593.82	1.593.82	0.00	Used	Non BMW Group (incl. Motorcycles)	Private	
270	Feb - 21	June - 17	22.230.75	2.393.09	2.392.79	0.30	New	1 Series	Private	
271	Feb - 21	Nov - 17	11.569.66	8.175.26	8.175.26	0.00	Used	MINI	Commercial	
272	Feb - 21	Jul - 17	90.258.59	58.057.57	58.057.57	0.00	New	X5 Series	Commercial	
273	Feb - 21	Jul - 17	29.919.76	21.800.19	2.400.00	19.400.19	New	2 Series	Private	
274	Feb - 21	Dec - 16	51.706.84	36.582.32	0.00	36.582.32	New	4 Series	Commercial	
275	Feb - 21	Jul - 17	10.028.74	1.220.61	1.220.61	0.00	Used	3 Series	Commercial	
276	Mar - 21	Aug - 17	36.374.20	24.694.96	24.694.96	0.00	New	X1 Series	Commercial	
277	Mar - 21	Aug - 17	31.791.08	7.248.96	7.248.96	0.00	New	X3 Series	Commercial	
278	Mar - 21	Aug - 17	10.799.42	4.729.02	1.016.69	3.712.33	Used	MINI	Private	
279	Mar - 21	Dec - 16	55.620.27	38.999.89	27.430.32	11.569.57	Used	X5 Series	Commercial	
280	Mar - 21	Aug - 17	35.933.43	1.958.57	963.15	995.42	New	MINI	Private	
281	Mar - 21	Dec - 17	15.071.66	9.394.70	9.394.70	0.00	New	Other BMW Group	Private	
282	Mar - 21	Jan - 18	39.670.27	32.148.04	0.00	32.148.04	New	5 Series	Commercial	
283	Mar - 21	Jan - 18	11.352.51	6.986.35	6.986.35	0.00	Used	3 Series	Private	
284	Apr - 21	Sept - 15	25.370.41	10.166.28	1.475.68	8.690.60	Used	3 Series	Private	
285	Apr - 21	Aug - 17	29.546.24	26.225.50	0.00	26.225.50	New	MINI	Private	
286	Apr - 21	Sept - 17	24.715.17	14.839.04	1.280.00	13.559.04	New	MINI	Private	
287	Apr - 21	Dec - 17	9.628.51	1.503.26	1.055.92	447.34	Used	3 Series	Private	
288	Apr - 21	Sept - 17	56.518.76	47.291.27	1.805.54	45.485.73	New	4 Series	Commercial	
289	Apr - 21	Sept - 16	9.577.21	4.825.96	699.20	4.126.76	Used	5 Series	Private	
290	Apr - 21	Nov - 17	13.314.55	8.619.20	7.155.19	1.492.15	Used	MINI	Private	
291	Apr - 21	Sept - 16	13.961.33	6.712.12	0.00	6.712.12	Used	1 Series	Private	
292	Apr - 21	Jan - 18	18.840.25	9.083.62	9.083.62	0.00	Used	3 Series	Commercial	
293	Apr - 21	Oct - 16	16.479.89	14.352.98	10.757.82	3.639.16	New	1 Series	Private	
294	Apr - 21	Sept - 17	5.599.67	987.45	744.44	243.01	Used	1 Series	Private	
295	Apr - 21	Jul - 17	29.033.09	21.375.83	19.640.10	1.735.73	New	MINI	Private	
296	May - 21	Nov - 17	9.148.19	7.197.20	730.41	6.466.79	Used	3 Series	Private	

# Compartment German Auto Loans 8

## Monthly Investor Report

Reporting Date: Aug 11, 2021  
 Payment Date: Aug 20, 2021  
 Period No.: 39  
 Monthly Period: July, 2021  
 Interest Period: July 20, 2021 to Aug 20, 2021  
 = 31 days

### 9. Defaulted Amount & Recovery Amount - Loan Level Data

Applicable only if loans have defaulted. Does not include defaulted amounts less than 10 EUR.

	Month / Year of Default	Month / Year of Loan Origination	Initial Principal Balance (in EUR)	Principal Balance of Loan at Default (in EUR)	Recovery Total (in EUR)	Principal Balance End of Period (in EUR)	Object Type (new / used)	Vehicle Series	Customer Type (private / commercial)	Out of Deal (Month / Year)
297	Mav - 21	Oct - 17	5.541.35	2.350.36	305.35	2.045.01	Used	3 Series	Private	
298	Mav - 21	Oct - 15	20.419.89	10.601.53	6.680.61	3.920.92	Used	5 Series	Commercial	
299	Mav - 21	Dec - 17	17.585.89	10.621.59	10.621.59	0.00	New	1 Series	Private	
300	Mav - 21	Oct - 17	14.322.02	10.541.13	440.00	10.101.13	New	MINI	Commercial	
301	Mav - 21	Mav - 16	11.392.58	8.293.96	8.293.96	0.00	Used	Non BMW Group (incl. Motorcycles)	Private	
302	Mav - 21	Oct - 17	29.364.40	10.203.84	3.590.82	6.613.02	New	5 Series	Commercial	
303	Mav - 21	Julv - 17	50.906.69	32.515.64	26.900.00	5.615.64	Used	6 Series	Private	
304	Mav - 21	Jan - 18	25.289.29	18.565.40	11.955.07	6.610.33	New	MINI	Commercial	
305	Mav - 21	Nov - 17	15.267.53	8.644.26	0.00	8.644.26	Used	1 Series	Commercial	
306	Mav - 21	Oct - 17	29.005.32	15.786.48	3.602.00	12.184.48	New	1 Series	Private	
307	Mav - 21	Jan - 18	20.719.64	14.353.47	11.134.53	3.218.94	Used	5 Series	Private	
308	Mav - 21	Jan - 18	27.840.02	10.232.72	0.00	10.232.72	New	2 Series	Commercial	
309	June - 21	Oct - 17	20.257.71	14.957.69	0.00	14.957.69	New	3 Series	Private	
310	June - 21	Nov - 17	26.425.49	17.804.22	0.00	17.804.22	New	MINI	Commercial	
311	June - 21	Nov - 15	20.148.02	7.211.83	400.00	6.811.83	Used	5 Series	Private	
312	June - 21	Jan - 18	51.733.16	33.232.49	20.768.72	12.463.77	New	4 Series	Private	
313	June - 21	Nov - 17	18.965.18	11.382.62	426.15	10.956.47	New	1 Series	Private	
314	June - 21	Nov - 15	10.433.47	2.328.92	500.00	1.828.92	Used	1 Series	Private	
315	June - 21	Nov - 17	22.343.55	9.976.94	739.16	9.237.78	New	5 Series	Private	
316	June - 21	Nov - 17	3.847.28	478.39	172.00	306.39	Used	MINI	Private	
317	June - 21	Nov - 17	11.641.80	4.138.91	500.00	3.638.91	Used	3 Series	Private	
318	June - 21	Nov - 17	24.989.99	16.986.38	601.94	16.384.44	Used	5 Series	Commercial	
319	June - 21	Nov - 17	5.477.65	2.212.29	200.00	2.012.29	Used	X1 Series	Private	
320	Julv - 21	Dec - 17	16.465.35	3.991.59	701.45	3.290.14	Used	1 Series	Private	
321	Julv - 21	Dec - 17	38.240.87	26.370.03	400.00	25.970.03	New	4 Series	Private	
322	Julv - 21	Dec - 17	49.357.26	28.600.76	700.00	27.900.76	Used	X6 Series	Commercial	
323	Julv - 21	Dec - 15	17.982.57	7.677.34	460.00	7.217.34	Used	5 Series	Private	
324	Julv - 21	Dec - 16	22.670.44	13.047.91	7.061.62	5.986.29	Used	7 Series	Commercial	
325	Julv - 21	Dec - 17	20.488.92	12.105.25	250.00	11.855.25	Used	5 Series	Private	
326	Julv - 21	Dec - 17	13.727.68	7.965.35	175.00	7.790.35	Used	MINI	Private	
327	Julv - 21	Oct - 17	23.519.88	16.788.63	0.00	16.788.63	Used	3 Series	Private	
328	Julv - 21	Dec - 17	28.971.45	21.864.02	0.00	21.864.02	Used	X5 Series	Private	
329	Julv - 21	Oct - 17	40.126.43	27.187.04	1.575.02	25.612.02	New	X3 Series	Private	
330	Julv - 21	Dec - 16	21.862.66	13.133.58	520.00	12.613.58	Used	5 Series	Private	
331	Julv - 21	Dec - 17	19.611.52	10.089.15	323.74	9.765.41	Used	3 Series	Private	
332	Julv - 21	Julv - 17	38.706.98	33.241.31	27.982.58	5.258.73	Used	X6 Series	Commercial	
333	Julv - 21	Dec - 17	12.103.90	1.940.04	289.17	1.650.87	Used	X3 Series	Private	



# Compartment German Auto Loans 8

## Monthly Investor Report

Reporting Date: Aug 11, 2021  
 Payment Date: Aug 20, 2021  
 Period No.: 39  
 Monthly Period: July, 2021  
 Interest Period: July 20, 2021 to Aug 20, 2021  
 = 31 days

### 9. Defaulted Amount & Recovery Amount - Loan Level Data

Applicable only if loans have defaulted. Does not include defaulted amounts less than 10 EUR.

	Month / Year of Default	Month / Year of Loan Origination	Initial Principal Balance (in EUR)	Principal Balance of Loan at Default (in EUR)	Recovery Total (in EUR)	Principal Balance End of Period (in EUR)	Object Type (new / used)	Vehicle Series	Customer Type (private / commercial)	Out of Deal (Month / Year)
334	Aua - 18	Mar - 16	9.547.20	242.61	73.48	169.13	New	MINI	Commercial	Aug - 18
335	Aua - 18	Feb - 17	19.379.16	19.379.16	14.599.98	4.779.18	Used	7 Series	Commercial	Nov - 18
336	Sept - 18	Jan - 17	11.000.31	10.756.77	6.587.61	4.169.16	Used	1 Series	Commercial	Nov - 18
337	Sept - 18	Sept - 15	37.319.57	36.068.06	24.565.15	11.502.91	New	5 Series	Commercial	Dec - 18
338	Sept - 18	Aua - 17	25.583.07	25.011.15	16.662.47	8.348.68	Used	3 Series	Private	Dec - 18
339	Dec - 18	Aua - 17	10.130.03	10.130.03	1.849.57	8.280.46	Used	1 Series	Private	Dec - 18
340	Oct - 18	Jan - 18	47.972.42	47.297.54	33.990.04	13.307.50	Used	X5 Series	Commercial	Jan - 19
341	Oct - 18	Sept - 17	29.677.86	28.607.90	21.611.61	6.996.29	Used	4 Series	Commercial	Jan - 19
342	Nov - 18	June - 17	15.255.77	14.417.33	12.084.54	2.332.79	Used	MINI	Private	Jan - 19
343	Oct - 18	Nov - 17	37.044.29	35.980.45	26.194.35	9.872.79	New	X1 Series	Private	Feb - 19
344	Nov - 18	Jul - 17	17.214.24	16.995.55	15.071.70	1.923.85	New	Other BMW Group	Commercial	Feb - 19
345	Nov - 18	June - 16	22.128.78	21.157.85	13.619.81	7.538.04	Used	3 Series	Private	Feb - 19
346	Feb - 19	Oct - 14	4.487.09	759.87	285.59	474.28	Used	7 Series	Commercial	Feb - 19
347	Feb - 19	Jul - 17	15.989.81	441.23	166.22	275.01	Used	Non BMW Group (incl. Motorcycles)	Commercial	Feb - 19
348	Dec - 18	Mav - 15	19.384.52	18.215.53	10.578.48	7.637.05	Used	X5 Series	Private	Mar - 19
349	Dec - 18	Mav - 15	11.371.12	11.371.12	10.073.90	1.297.22	Used	5 Series	Private	Mar - 19
350	Mar - 19	Jan - 18	32.975.98	23.706.17	2.869.46	20.836.71	Used	4 Series	Private	Mar - 19
351	Jan - 19	Aua - 17	14.684.59	13.444.95	11.666.02	1.778.93	Used	X1 Series	Private	Apr - 19
352	Dec - 18	Aua - 17	5.970.55	5.578.72	3.773.31	1.805.41	Used	3 Series	Private	May - 19
353	Jan - 19	Nov - 14	9.394.59	8.693.59	4.473.54	4.220.05	Used	3 Series	Private	May - 19
354	Mav - 19	Oct - 17	43.224.35	40.998.14	4.527.18	36.470.96	New	5 Series	Private	May - 19
355	Mav - 19	Jan - 18	27.464.55	24.276.13	3.120.15	21.155.98	Used	5 Series	Private	May - 19
356	Nov - 18	Jan - 18	33.678.72	32.221.52	27.708.79	4.512.73	Used	4 Series	Private	June - 19
357	June - 19	Mav - 17	8.847.85	1.301.42	459.05	842.37	Used	3 Series	Private	June - 19
358	June - 19	Feb - 15	13.420.76	799.01	281.08	517.93	Used	Non BMW Group (incl. Motorcycles)	Private	June - 19
359	June - 19	Jul - 17	23.890.24	6.050.49	1.167.40	4.883.09	Used	MINI	Private	June - 19
360	Feb - 19	Mav - 17	12.773.92	11.807.89	7.175.32	4.632.57	Used	1 Series	Commercial	July - 19
361	Feb - 19	Nov - 16	26.682.95	24.718.90	17.537.63	7.181.27	Used	5 Series	Commercial	July - 19
362	Mar - 19	Jul - 17	22.527.85	20.540.14	13.687.86	6.852.28	Used	3 Series	Private	July - 19
363	Mar - 19	Aua - 17	12.558.28	11.718.90	9.797.62	1.921.28	Used	X3 Series	Commercial	July - 19
364	Mar - 19	Dec - 17	44.348.61	41.121.43	24.239.71	16.881.72	New	MINI	Commercial	July - 19
365	Apr - 19	Jul - 17	28.723.27	24.605.69	14.186.46	10.419.23	Used	5 Series	Commercial	July - 19
366	Apr - 19	Sept - 17	11.380.30	10.129.61	7.498.36	2.631.25	Used	3 Series	Private	July - 19
367	Apr - 19	Nov - 17	21.336.00	19.899.08	13.188.93	6.710.15	New	MINI	Commercial	July - 19
368	Apr - 19	Jul - 17	8.359.09	7.809.76	6.277.99	1.531.77	New	Other BMW Group	Commercial	July - 19
369	Apr - 19	Mav - 17	11.146.90	10.349.62	8.616.50	1.733.12	New	Other BMW Group	Commercial	July - 19
370	Apr - 19	Sept - 15	4.706.71	4.249.39	3.795.14	454.25	Used	MINI	Commercial	July - 19

# Compartment German Auto Loans 8

## Monthly Investor Report

Reporting Date: Aug 11, 2021  
 Payment Date: Aug 20, 2021  
 Period No.: 39  
 Monthly Period: July, 2021  
 Interest Period: July 20, 2021 to Aug 20, 2021  
 = 31 days

### 9. Defaulted Amount & Recovery Amount - Loan Level Data

Applicable only if loans have defaulted. Does not include defaulted amounts less than 10 EUR.

	Month / Year of Default	Month / Year of Loan Origination	Initial Principal Balance (in EUR)	Principal Balance of Loan at Default (in EUR)	Recovery Total (in EUR)	Principal Balance End of Period (in EUR)	Object Type (new / used)	Vehicle Series	Customer Type (private / commercial)	Out of Deal (Month / Year)
371	Apr - 19	Mav - 16	33.300.76	29.491.17	20.345.55	9.243.19	New	4 Series	Commercial	July - 19
372	Apr - 19	Sept - 17	19.630.44	18.258.02	12.985.79	5.272.23	Used	5 Series	Private	July - 19
373	Mav - 19	Nov - 17	61.027.66	56.231.86	31.124.77	25.107.09	New	X3 Series	Commercial	July - 19
374	Apr - 19	Julv - 17	29.557.15	27.148.12	18.350.43	8.797.69	New	MINI	Commercial	Aug - 19
375	Apr - 19	Nov - 15	18.194.25	17.985.29	9.922.48	8.062.81	New	3 Series	Private	Aug - 19
376	Mav - 19	Dec - 17	34.330.54	30.926.59	21.940.66	8.985.93	New	5 Series	Commercial	Aug - 19
377	Mav - 19	Dec - 15	23.900.60	22.250.04	14.871.81	7.378.23	New	2 Series	Private	Aug - 19
378	Mav - 19	June - 16	20.181.23	19.470.62	12.448.95	7.021.67	New	1 Series	Private	Aug - 19
379	Aug - 19	Dec - 17	10.940.37	4.796.42	2.929.81	1.866.61	Used	1 Series	Private	Aug - 19
380	Jan - 19	Dec - 17	28.445.57	26.931.69	22.997.63	3.934.06	New	4 Series	Commercial	Sept - 19
381	Feb - 19	Nov - 16	19.338.45	18.678.90	18.073.50	605.40	New	2 Series	Private	Sept - 19
382	June - 19	Oct - 17	10.318.58	8.147.49	6.005.71	2.141.78	Used	1 Series	Commercial	Sept - 19
383	June - 19	Sept - 16	36.878.53	28.828.98	21.198.82	7.630.16	New	5 Series	Commercial	Sept - 19
384	June - 19	Oct - 17	33.583.87	30.642.39	21.106.77	9.535.62	New	MINI	Private	Sept - 19
385	June - 19	Mar - 15	8.025.65	5.367.17	5.004.82	362.35	Used	MINI	Commercial	Oct - 19
386	Julv - 19	Apr - 16	16.132.97	13.901.40	7.308.00	6.593.40	New	Non BMW Group (incl. Motorcycles)	Commercial	Oct - 19
387	Aug - 19	Aug - 17	18.517.50	15.154.84	9.434.79	5.720.05	Used	X1 Series	Commercial	Oct - 19
388	Oct - 19	Oct - 17	18.582.82	198.70	61.94	136.76	Used	3 Series	Private	Oct - 19
389	Oct - 19	Dec - 17	26.600.87	258.09	58.42	199.67	New	3 Series	Commercial	Oct - 19
390	Oct - 19	June - 14	18.593.91	294.43	61.09	233.34	Used	Non BMW Group (incl. Motorcycles)	Private	Oct - 19
391	June - 19	Mav - 17	53.218.40	46.010.68	29.768.74	16.241.94	New	2 Series	Commercial	Nov - 19
392	Sept - 19	Oct - 17	22.186.58	19.077.88	12.588.77	6.489.11	Used	X6 Series	Commercial	Nov - 19
393	Sept - 19	Julv - 16	20.393.60	18.245.89	11.032.87	7.213.02	New	1 Series	Private	Nov - 19
394	Sept - 19	Feb - 17	81.021.81	76.248.95	43.810.69	32.438.26	New	7 Series	Commercial	Nov - 19
395	Sept - 19	June - 14	11.513.62	9.075.89	4.753.76	4.322.13	Used	Non BMW Group (incl. Motorcycles)	Private	Nov - 19
396	Sept - 19	Feb - 17	25.646.28	22.401.68	20.323.63	2.078.05	Used	1 Series	Private	Nov - 19
397	Feb - 19	Aug - 17	30.133.31	28.133.13	19.596.19	8.536.94	Used	X3 Series	Private	Dec - 19
398	Julv - 19	Aug - 17	10.157.18	9.292.21	7.221.35	2.070.86	Used	1 Series	Private	Dec - 19
399	Sept - 19	Nov - 17	36.424.47	29.980.51	16.443.32	13.537.19	Used	5 Series	Commercial	Dec - 19
400	Sept - 19	Nov - 17	57.349.49	49.582.01	23.190.28	26.391.73	New	3 Series	Commercial	Dec - 19
401	Oct - 19	Feb - 17	27.818.66	20.825.23	11.296.91	9.528.32	New	2 Series	Commercial	Dec - 19
402	Oct - 19	Feb - 17	23.446.75	20.510.42	14.404.28	6.106.14	Used	3 Series	Private	Dec - 19
403	Sept - 19	Oct - 16	23.795.48	20.305.39	9.955.36	10.350.03	New	Non BMW Group (incl. Motorcycles)	Commercial	Jan - 20
404	Oct - 19	Julv - 17	65.192.55	57.428.63	36.484.69	20.943.94	Used	X6 Series	Commercial	Jan - 20
405	Oct - 19	Oct - 17	24.842.69	19.954.15	11.226.29	8.727.86	Used	X1 Series	Commercial	Jan - 20
406	Oct - 19	June - 16	29.658.05	26.528.27	15.838.43	10.689.84	New	2 Series	Private	Jan - 20
407	Oct - 19	Sept - 17	16.893.40	15.286.82	10.654.48	4.632.34	Used	1 Series	Private	Jan - 20



# Compartment German Auto Loans 8

## Monthly Investor Report

Reporting Date: Aug 11, 2021  
 Payment Date: Aug 20, 2021  
 Period No.: 39  
 Monthly Period: July, 2021  
 Interest Period: July 20, 2021 to Aug 20, 2021  
 = 31 days

### 9. Defaulted Amount & Recovery Amount - Loan Level Data

Applicable only if loans have defaulted. Does not include defaulted amounts less than 10 EUR.

	Month / Year of Default	Month / Year of Loan Origination	Initial Principal Balance (in EUR)	Principal Balance of Loan at Default (in EUR)	Recovery Total (in EUR)	Principal Balance End of Period (in EUR)	Object Type (new / used)	Vehicle Series	Customer Type (private / commercial)	Out of Deal (Month / Year)
408	Oct - 19	Jan - 18	26.551.99	22.940.04	16.456.68	6.538.54	Used	5 Series	Commercial	Jan - 20
409	Jan - 20	Mav - 17	7.620.54	5.549.05	790.18	4.758.87	Used	5 Series	Private	Jan - 20
410	Nov - 19	Oct - 17	45.324.11	38.998.12	31.020.94	7.977.18	Used	X5 Series	Commercial	Feb - 20
411	Nov - 19	Oct - 17	31.659.01	25.056.89	15.892.79	9.164.10	Used	5 Series	Private	Feb - 20
412	Nov - 19	Oct - 17	21.667.93	18.802.24	10.630.45	8.171.79	New	1 Series	Private	Feb - 20
413	Dec - 19	Mar - 16	28.337.46	22.830.20	16.072.22	6.757.98	Used	7 Series	Commercial	Mar - 20
414	Dec - 19	Jan - 18	17.953.01	15.391.08	11.124.94	4.266.14	Used	5 Series	Private	Mar - 20
415	Dec - 19	Sept - 17	2.381.55	1.499.00	1.148.06	350.94	Used	Non BMW Group (incl. Motorcycles)	Private	Mar - 20
416	Dec - 19	Jan - 18	25.232.36	20.417.40	16.035.89	4.381.51	Used	X5 Series	Commercial	Mar - 20
417	Jan - 20	Oct - 17	14.724.49	11.686.17	9.252.12	2.434.05	Used	1 Series	Private	Apr - 20
418	Jan - 20	Nov - 17	27.558.61	23.704.02	16.435.39	7.268.63	New	Non BMW Group (incl. Motorcycles)	Private	Apr - 20
419	Feb - 20	Jan - 18	8.422.34	7.380.02	5.639.06	1.740.96	Used	1 Series	Commercial	Apr - 20
420	Feb - 20	Jan - 18	32.075.23	27.668.03	13.556.25	14.111.78	Used	5 Series	Private	Apr - 20
421	Feb - 20	Jan - 17	30.497.64	25.767.95	20.226.31	5.541.64	Used	X5 Series	Commercial	Apr - 20
422	Feb - 20	Oct - 17	51.434.32	42.003.83	22.163.92	19.839.91	New	X1 Series	Commercial	Apr - 20
423	Feb - 20	Julv - 17	11.847.92	9.819.08	7.600.77	2.218.31	Used	1 Series	Private	Apr - 20
424	Apr - 20	Oct - 17	24.811.19	391.04	153.79	237.25	New	5 Series	Commercial	Apr - 20
425	Feb - 20	Jan - 18	17.349.69	15.162.78	9.401.22	5.761.56	Used	3 Series	Private	May - 20
426	Mar - 20	Sept - 17	29.055.32	23.137.15	16.796.81	6.340.34	Used	5 Series	Commercial	May - 20
427	Mav - 19	June - 16	16.721.58	15.463.70	0.00	15.472.18	New	2 Series	Private	June - 20
428	Jan - 20	Jan - 18	46.089.94	39.800.58	33.630.88	6.169.70	Used	4 Series	Private	June - 20
429	Mar - 20	Dec - 17	11.759.69	8.819.68	6.560.46	2.259.22	Used	3 Series	Private	June - 20
430	Mar - 20	Aug - 17	30.161.15	23.419.24	17.162.74	6.256.50	Used	5 Series	Private	June - 20
431	Apr - 20	Dec - 17	84.945.06	75.591.50	33.335.02	42.256.48	New	X5 Series	Commercial	June - 20
432	Apr - 20	Julv - 17	13.715.95	11.031.37	8.375.04	2.656.33	Used	1 Series	Private	July - 20
433	Mar - 20	Oct - 17	20.880.57	17.453.25	11.262.45	6.190.80	New	1 Series	Commercial	Aug - 20
434	Apr - 20	Jan - 18	24.653.36	19.475.79	13.985.39	5.490.40	Used	5 Series	Private	Aug - 20
435	Mav - 20	Dec - 16	44.013.04	38.987.75	11.395.19	27.592.56	New	5 Series	Commercial	Aug - 20
436	June - 20	Julv - 17	70.275.50	49.343.74	30.504.52	18.839.22	New	5 Series	Commercial	Aug - 20
437	Aug - 20	Mar - 17	26.779.14	15.224.76	1.523.34	13.701.42	New	MINI	Private	Aug - 20
438	Aug - 20	Julv - 17	15.788.84	163.74	39.69	124.05	Used	1 Series	Private	Aug - 20
439	Jan - 20	Oct - 17	35.486.49	30.688.42	24.221.16	6.467.26	New	1 Series	Commercial	Sept - 20
440	Mar - 20	Jan - 18	30.791.32	22.283.30	20.337.87	1.945.43	Used	1 Series	Commercial	Sept - 20
441	June - 20	Julv - 17	32.129.38	24.663.67	14.718.44	9.945.23	Used	7 Series	Commercial	Sept - 20
442	June - 20	Julv - 17	27.365.49	17.965.55	15.092.12	2.873.43	New	2 Series	Private	Sept - 20
443	Julv - 20	Apr - 16	30.946.11	21.978.06	17.989.13	3.988.93	Used	6 Series	Commercial	Sept - 20
444	Sept - 20	Mav - 16	12.929.07	28.60	-122.27	150.87	Used	1 Series	Private	Sept - 20

# Compartment German Auto Loans 8

## Monthly Investor Report

Reporting Date: Aug 11, 2021  
 Payment Date: Aug 20, 2021  
 Period No.: 39  
 Monthly Period: July, 2021  
 Interest Period: July 20, 2021 to Aug 20, 2021  
 = 31 days

### 9. Defaulted Amount & Recovery Amount - Loan Level Data

Applicable only if loans have defaulted. Does not include defaulted amounts less than 10 EUR.

	Month / Year of Default	Month / Year of Loan Origination	Initial Principal Balance (in EUR)	Principal Balance of Loan at Default (in EUR)	Recovery Total (in EUR)	Principal Balance End of Period (in EUR)	Object Type (new / used)	Vehicle Series	Customer Type (private / commercial)	Out of Deal (Month / Year)
445	Julv - 20	Sept - 17	17.111.03	12.578.95	10.003.16	2.575.79	Used	X1 Series	Private	Oct - 20
446	Julv - 20	Dec - 17	22.397.70	16.871.95	10.797.25	6.074.70	New	MINI	Private	Oct - 20
447	Oct - 20	Julv - 17	4.520.09	1.401.47	296.75	1.104.72	Used	Non BMW Group (incl. Motorcycles)	Private	Nov - 20
448	Nov - 20	Jan - 18	31.704.09	97.02	46.50	50.52	New	3 Series	Commercial	Nov - 20
449	Nov - 20	Julv - 17	19.738.40	78.61	-100.58	179.19	New	MINI	Private	Nov - 20
450	Sept - 20	Dec - 17	29.368.79	22.528.33	15.758.65	6.769.68	New	MINI	Private	Dec - 20
451	Sept - 20	Nov - 17	14.623.05	11.683.43	5.562.25	6.121.18	Used	1 Series	Private	Dec - 20
452	Sept - 20	Oct - 17	33.934.03	27.034.29	25.054.38	1.979.91	New	2 Series	Private	Dec - 20
453	Oct - 20	Dec - 17	31.190.80	21.486.86	19.079.50	2.407.36	New	2 Series	Commercial	Dec - 20
454	Oct - 20	Oct - 15	24.392.48	19.179.81	11.682.17	7.497.64	Used	X3 Series	Private	Dec - 20
455	Oct - 20	May - 17	8.792.13	6.743.18	5.997.16	746.02	New	Other BMW Group	Private	Dec - 20
456	June - 20	Aug - 17	20.323.29	15.262.64	11.386.25	3.918.33	Used	4 Series	Private	Jan - 21
457	Julv - 20	Sept - 17	7.686.62	5.500.55	3.972.63	1.542.72	Used	1 Series	Private	Jan - 21
458	Sept - 20	Dec - 17	11.765.13	7.381.91	5.331.64	2.050.27	Used	3 Series	Private	Jan - 21
459	Sept - 19	Aug - 16	12.740.64	9.081.85	7.670.06	1.411.79	Used	1 Series	Private	Feb - 21
460	Nov - 20	Dec - 17	30.071.93	22.463.08	13.856.73	8.606.35	New	2 Series	Commercial	Feb - 21
461	Nov - 20	Jan - 18	42.263.53	29.306.32	25.912.09	3.394.23	New	X4 Series	Private	Feb - 21
462	Julv - 20	Apr - 17	21.042.71	15.493.19	13.541.62	1.951.57	Used	2 Series	Private	Mar - 21
463	Dec - 20	Oct - 17	8.237.90	4.878.06	1.883.56	2.994.50	Used	1 Series	Commercial	Mar - 21
464	Dec - 20	Julv - 17	10.110.17	5.017.30	4.879.85	137.45	Used	1 Series	Private	Mar - 21
465	Mar - 21	Dec - 17	15.839.54	165.64	23.38	142.26	Used	1 Series	Commercial	Mar - 21
466	Jan - 21	Aug - 17	35.719.01	26.694.80	20.043.58	6.651.22	Used	X1 Series	Commercial	Apr - 21
467	Jan - 21	Sept - 17	24.403.65	20.454.40	13.926.19	6.528.21	New	2 Series	Private	Apr - 21
468	Jan - 21	Oct - 17	38.414.71	29.037.50	14.539.04	14.498.46	New	2 Series	Commercial	Apr - 21
469	Jan - 21	Oct - 17	6.777.60	3.739.77	2.028.28	1.711.49	Used	MINI	Private	Apr - 21
470	Feb - 21	Jan - 18	41.663.87	29.097.58	19.521.09	9.576.49	Used	X5 Series	Commercial	Apr - 21
471	Feb - 21	Dec - 17	58.539.72	36.498.16	26.178.48	10.319.68	New	X3 Series	Commercial	Apr - 21
472	Jan - 21	Oct - 15	21.136.67	15.490.74	12.885.61	2.605.13	Used	X3 Series	Private	May - 21
473	Feb - 21	Sept - 17	54.885.55	44.981.56	30.733.60	14.247.96	New	7 Series	Commercial	May - 21
474	Mar - 21	Dec - 17	20.346.94	13.615.69	12.183.57	1.432.12	New	MINI	Private	May - 21
475	Mar - 21	Jan - 17	46.217.02	32.312.08	26.851.04	5.461.04	Used	6 Series	Commercial	June - 21
476	Mar - 21	Jan - 18	28.042.30	19.262.77	8.843.21	10.419.56	New	1 Series	Commercial	June - 21
477	Mar - 21	Dec - 16	27.489.02	21.313.37	13.784.57	7.528.80	New	1 Series	Commercial	June - 21
478	Mar - 21	Jan - 18	28.042.39	19.262.86	9.770.11	9.492.75	New	1 Series	Commercial	June - 21
479	Apr - 21	Jan - 18	22.965.90	19.702.41	12.322.10	7.380.31	New	MINI	Private	June - 21
480	Feb - 21	Jan - 18	25.859.87	18.776.11	12.389.94	6.386.17	New	1 Series	Private	July - 21
481	Apr - 21	Sept - 17	6.565.77	348.13	123.33	224.80	Used	X3 Series	Commercial	July - 21

**Compartment German Auto Loans 8**  
**Monthly Investor Report**

Reporting Date: Aug 11, 2021  
 Payment Date: Aug 20, 2021  
 Period No.: 39  
 Monthly Period: July, 2021  
 Interest Period: July 20, 2021 to Aug 20, 2021  
 = 31 days

**9. Defaulted Amount & Recovery Amount - Loan Level Data**

Applicable only if loans have defaulted. Does not include defaulted amounts less than 10 EUR.

	Month / Year of Default	Month / Year of Loan Origination	Initial Principal Balance (in EUR)	Principal Balance of Loan at Default (in EUR)	Recovery Total (in EUR)	Principal Balance End of Period (in EUR)	Object Type (new / used)	Vehicle Series	Customer Type (private / commercial)	Out of Deal (Month / Year)
482	Apr - 21	Sept - 17	7.940.49	4.759.20	4.378.42	380.78	Used	Non BMW Group (incl. Motorcycles)	Commercial	July - 21
483	May - 21	Aug - 16	14.638.15	10.639.26	7.746.73	2.892.53	Used	5 Series	Private	July - 21

# Compartment German Auto Loans 8

## Monthly Investor Report

Reporting Date:	Aug 11, 2021
Payment Date:	Aug 20, 2021
Period No.:	39
Monthly Period:	July, 2021
Interest Period:	July 20, 2021 to Aug 20, 2021 = 31 days

### 10. Outstanding Note Balance

1. Note Balance	All Notes	Class A	Class B
<b>Initial Note Information</b>			
ISIN code		XS1808853581	XS1808854399
Currency		EUR	EUR
Legal final maturity		June 2025	June 2025
Rating (Fitch   Moody's   S&P   DBRS)		AAA   N/A   AAA   N/A	N/A
Initial notes aggregate principal outstanding balance in EUR	1,075,300,000.00	1,000,000,000.00	75,300,000.00
Nominal amount per note in EUR		100,000.00	100,000.00
Initial number of notes per class in EUR		10,000	753
<b>Current Note Information</b>			
Notes aggregate principal outstanding balance in EUR - BoP	84,344,329.40	9,044,329.40	75,300,000.00
Available distribution amount in EUR	21,636,995.29		
Redemption per class in EUR		9,044,329.40	12,507,508.37
Redemption per note in EUR		904.43	16,610.24
Notes aggregate principal outstanding balance in EUR - EoP	62,792,491.63	0.00	62,792,491.63
Current pool factor		0.00	0.83

2. Payments to Investor per Note	Class A	Class B
Interest Type	Floating Rate	Fixed Rate
Reference Rate	1M_EURIBOR	NONE
Actual Interest Rate	-0.557%	NONE
Spread	0.400%	NONE
Coupon	0.000%*	1.000%
Day count fraction	Actual/360	Actual/360
Interest days	31 days	31 days
Principal outstanding per note in EUR - BoP	904.43	100,000.00
Principal repayment per note in EUR	904.43	16,610.24
Principal outstanding per note in EUR - EoP	0.00	83,389.76
Interest payment per Note in EUR	0.00	86.11

\* rate is floored at 0.000%, the theoretical negative interest rate is -0.157%.

**Compartment German Auto Loans 8**  
**Monthly Investor Report**

Reporting Date:	Aug 11, 2021
Payment Date:	Aug 20, 2021
Period No.:	39
Monthly Period:	July, 2021
Interest Period:	July 20, 2021 to Aug 20, 2021 = 31 days

**10. Outstanding Note Balance**

<b>3. Credit Enhancement</b>	Initial Period (in EUR)	Initial CE (in %)	Current Period (in EUR)	Current CE (in %)
Class A	1,000,000,000.00	7.50	0.00	100.00
Class B	75,300,000.00	0.50	62,792,491.63	46.66
Cash Reserve (+ Overcollateralisation)	5,379,910.71	0.00	54,931,722.80	0.00

**4. Clean-Up Call Option**

If the aggregate outstanding principal balance has been reduced to less than 10% of the aggregate outstanding principal balance at the Issue Date, the seller will have the option under the receivables purchase Agreement to acquire all outstanding purchased receivables.

Aggregate outstanding principal balance at end of period (in EUR)	117,724,214.43
Clean-Up option exercisable	No

**Compartment German Auto Loans 8**  
**Monthly Investor Report**

Reporting Date:	Aug 11, 2021
Payment Date:	Aug 20, 2021
Period No.:	39
Monthly Period:	July, 2021
Interest Period:	July 20, 2021 to Aug 20, 2021 = 31 days

**11. Original Principal Balance**

Initial Portfolio as of origination of contract

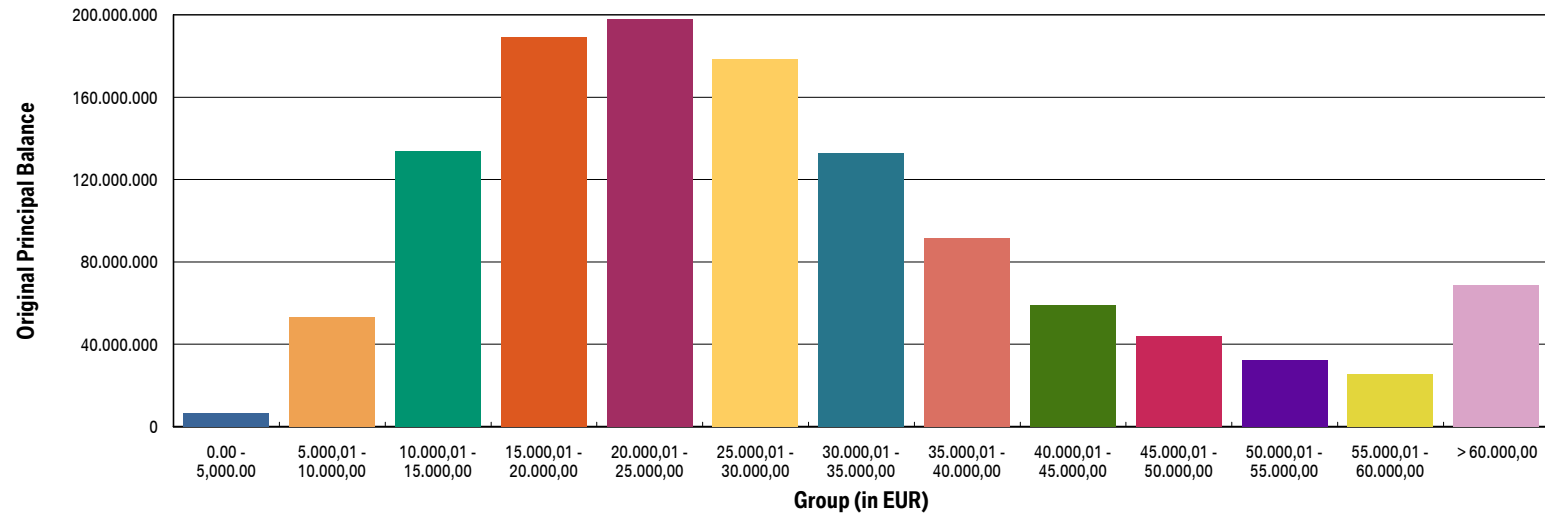
Group (in EUR) (by Original Principal Balance)	Original principal balance (in EUR)	Original Principal Balance (in % of total)	Number of Contracts	Number of Contracts (in % of total)
0.00 - 5.000,00	6,602,430.10	0.54	1,758	3.14
5.000,01 - 10.000,00	53,342,875.63	4.40	6,758	12.05
10.000,01 - 15.000,00	133,921,010.22	11.03	10,565	18.84
15.000,01 - 20.000,00	189,310,910.30	15.60	10,808	19.28
20.000,01 - 25.000,00	198,030,105.32	16.32	8,823	15.74
25.000,01 - 30.000,00	178,429,764.68	14.70	6,502	11.60
30.000,01 - 35.000,00	132,759,753.18	10.94	4,103	7.32
35.000,01 - 40.000,00	91,674,885.59	7.55	2,450	4.37
40.000,01 - 45.000,00	59,215,184.71	4.88	1,400	2.50
45.000,01 - 50.000,00	43,978,430.11	3.62	927	1.65
50.000,01 - 55.000,00	32,354,806.99	2.67	618	1.10
55.000,01 - 60.000,00	25,497,518.92	2.10	444	0.79
> 60.000,00	68,538,800.68	5.65	915	1.63
<b>Total</b>	<b>1,213,656,476.43</b>	<b>100.00</b>	<b>56,071</b>	<b>100.00</b>

Average:	21,644.99
Min:	630.00
Max:	234,985.33

**Compartment German Auto Loans 8**  
**Monthly Investor Report**

Reporting Date: Aug 11, 2021  
 Payment Date: Aug 20, 2021  
 Period No.: 39  
 Monthly Period: July, 2021  
 Interest Period: July 20, 2021 to Aug 20, 2021  
 = 31 days

**11a. Original Principal Balance (graph)**



**Compartment German Auto Loans 8**  
**Monthly Investor Report**

Reporting Date:	Aug 11, 2021
Payment Date:	Aug 20, 2021
Period No.:	39
Monthly Period:	July, 2021
Interest Period:	July 20, 2021 to Aug 20, 2021 = 31 days

**12. Aggregate Principal Balance**
**Initial Portfolio**

Group (in EUR)	Aggregate Principal Balance (in EUR)	Aggregate Principal Balance (in % of total)	Number of Contracts	Number of Contracts (in % of total)
0.00 - 5,000.00	11,911,454.23	1.11	3,553	6.34
5.000,01 - 10.000,00	67,979,197.49	6.32	8,808	15.71
10.000,01 - 15.000,00	144,390,179.97	13.43	11,512	20.53
15.000,01 - 20.000,00	184,235,767.64	17.13	10,572	18.85
20.000,01 - 25.000,00	179,689,329.59	16.71	8,035	14.33
25.000,01 - 30.000,00	145,425,557.37	13.52	5,329	9.50
30.000,01 - 35.000,00	102,843,973.13	9.56	3,186	5.68
35.000,01 - 40.000,00	69,581,005.45	6.47	1,864	3.32
40.000,01 - 45.000,00	45,284,645.28	4.21	1,071	1.91
45.000,01 - 50.000,00	33,696,768.07	3.13	711	1.27
50.000,01 - 55.000,00	24,282,918.80	2.26	464	0.83
55.000,01 - 60.000,00	19,141,345.96	1.78	334	0.60
> 60.000,00	46,837,767.73	4.36	632	1.13
<b>Total</b>	<b>1,075,299,910.71</b>	<b>100.00</b>	<b>56,071</b>	<b>100.00</b>

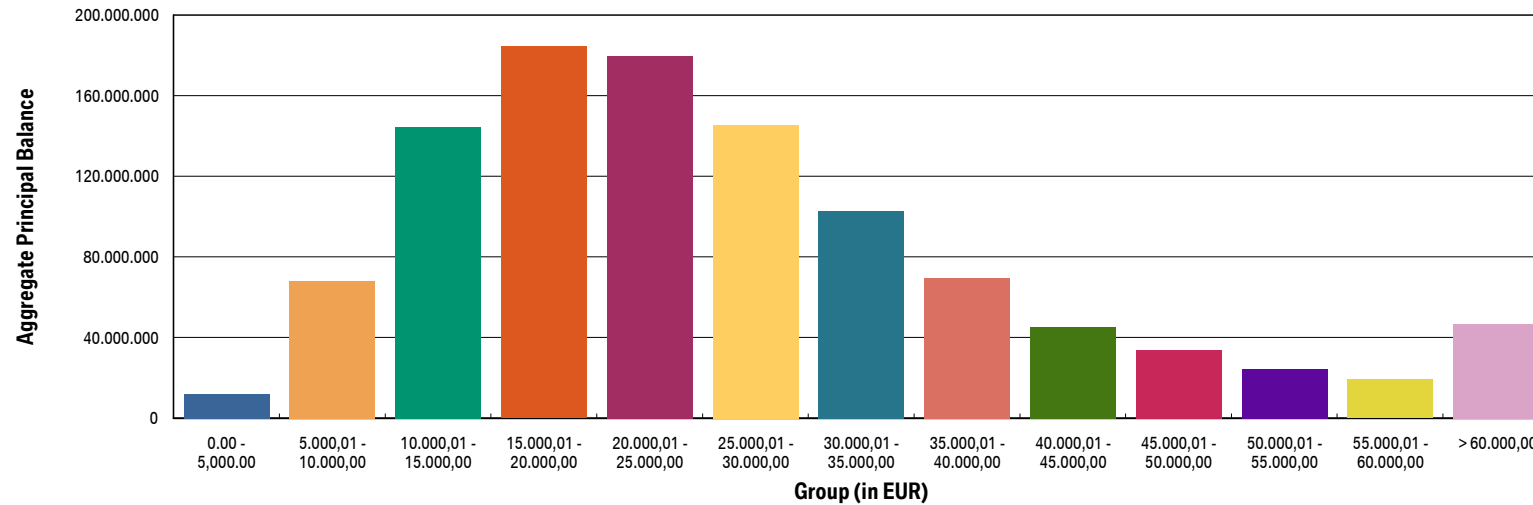
Average:	19,177.47
Min:	89.35
Max:	232,486.98



**Compartment German Auto Loans 8**  
**Monthly Investor Report**

Reporting Date:	Aug 11, 2021
Payment Date:	Aug 20, 2021
Period No.:	39
Monthly Period:	July, 2021
Interest Period:	July 20, 2021 to Aug 20, 2021 = 31 days

**12a. Aggregate Principal Balance (graph)**



**Compartment German Auto Loans 8**  
**Monthly Investor Report**

Reporting Date:	Aug 11, 2021
Payment Date:	Aug 20, 2021
Period No.:	39
Monthly Period:	July, 2021
Interest Period:	July 20, 2021 to Aug 20, 2021 = 31 days

**13. Aggregate Outstanding Principal Balance**

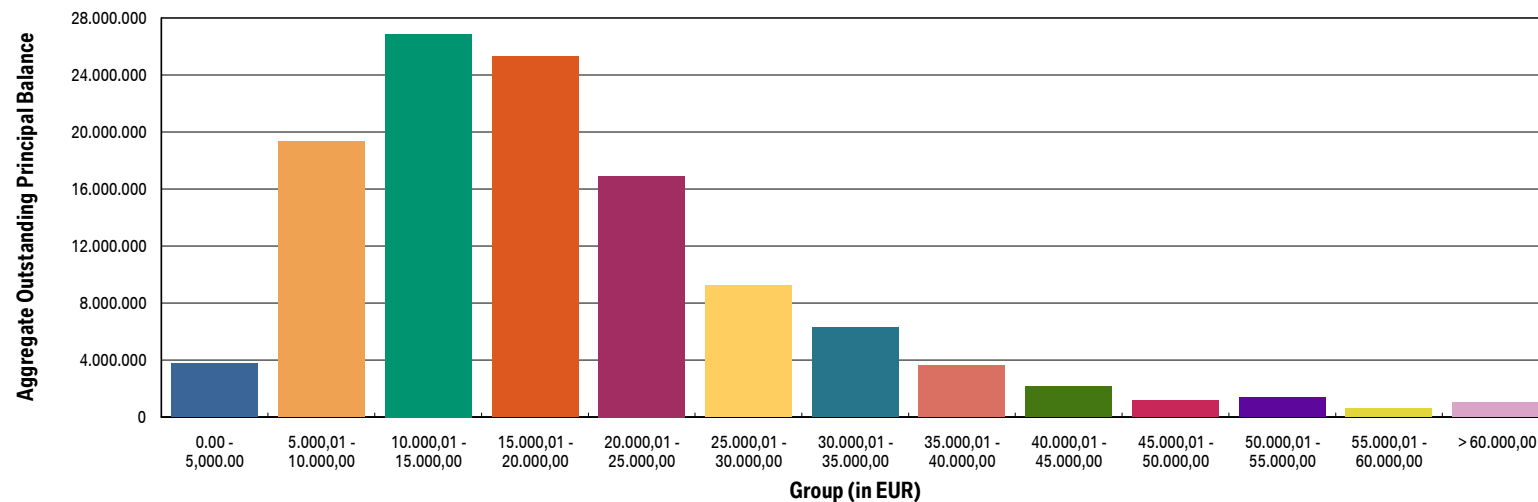
Portfolio as of: July 31, 2021

Group (in EUR)	Aggregate Outstanding Principal Balance (in EUR)	Aggregate Outstanding Principal Balance (in % of total)	Number of Contracts	Number of Contracts (in % of total)
0.00 - 5,000.00	3,753,314.37	3.19	3,835	33.21
5.000,01 - 10.000,00	19,320,457.47	16.41	2,549	22.08
10.000,01 - 15.000,00	26,880,859.80	22.83	2,167	18.77
15.000,01 - 20.000,00	25,330,272.97	21.52	1,470	12.73
20.000,01 - 25.000,00	16,930,598.85	14.38	765	6.63
25.000,01 - 30.000,00	9,245,037.93	7.85	340	2.94
30.000,01 - 35.000,00	6,289,256.57	5.34	194	1.68
35.000,01 - 40.000,00	3,597,942.70	3.06	97	0.84
40.000,01 - 45.000,00	2,156,939.98	1.83	51	0.44
45.000,01 - 50.000,00	1,180,103.17	1.00	25	0.22
50.000,01 - 55.000,00	1,404,759.55	1.19	27	0.23
55.000,01 - 60.000,00	624,770.66	0.53	11	0.10
> 60.000,00	1,009,900.41	0.86	15	0.13
<b>Total</b>	<b>117,724,214.43</b>	<b>100.00</b>	<b>11,546</b>	<b>100.00</b>
WA:	10,196.10			
Min:	0.00			
Max:	82,116.45			

**Compartment German Auto Loans 8**  
**Monthly Investor Report**

Reporting Date: Aug 11, 2021  
 Payment Date: Aug 20, 2021  
 Period No.: 39  
 Monthly Period: July, 2021  
 Interest Period: July 20, 2021 to Aug 20, 2021  
 = 31 days

**13a. Aggregate Outstanding Principal Balance (graph)**



## Compartment German Auto Loans 8

### Monthly Investor Report

Reporting Date:	Aug 11, 2021
Payment Date:	Aug 20, 2021
Period No.:	39
Monthly Period:	July, 2021
Interest Period:	July 20, 2021 to Aug 20, 2021 = 31 days

### 14. Down Payments

Portfolio as of: July 31, 2021

Down Payment	Aggregate Outstanding Principal Balance (in EUR)	Aggregate Outstanding Principal Balance (in % of total)	Number of Contracts	Number of Contracts (in % of total)	Down Payment/ Purchase Price (in %)
No Down Payment	31,995,934.45	27.18	2,986	25.86	0.00
<=1000	3,197,387.40	2.72	395	3.42	4.07
1.000,01 - 2.000,00	7,440,132.69	6.32	836	7.24	7.87
2.000,01 - 3.000,00	8,917,286.70	7.57	990	8.57	11.57
3.000,01 - 4.000,00	7,551,850.45	6.41	887	7.68	14.97
4.000,01 - 5.000,00	11,382,836.44	9.67	1,203	10.42	17.33
5.000,01 - 6.000,00	6,455,921.05	5.48	682	5.91	19.74
6.000,01 - 7.000,00	5,357,633.16	4.55	537	4.65	21.41
7.000,01 - 8.000,00	5,395,399.57	4.58	509	4.41	22.92
8.000,01 - 9.000,00	3,277,429.61	2.78	297	2.57	23.60
9.000,01 - 10.000,00	8,314,671.86	7.06	722	6.25	24.72
10.000,01 - 11.000,00	2,125,672.42	1.81	171	1.48	25.46
11.000,01 - 12.000,00	2,363,120.98	2.01	211	1.83	28.13
12.000,01 - 13.000,00	1,891,054.90	1.61	155	1.34	27.93
13.000,01 - 14.000,00	1,616,645.29	1.37	117	1.01	27.59
14.000,01 - 15.000,00	2,999,304.36	2.55	268	2.32	31.73
> 15.000,00	7,441,933.10	6.32	580	5.02	36.89
<b>Total</b>	<b>117,724,214.43</b>	<b>100.00</b>	<b>11,546</b>	<b>100.00</b>	<b>14.62</b>

Minimum Down Payment:	75.79
Maximum Down Payment:	70,000.00
Average Down Payment:	5,159.00
Average Down Payment (customers that made a Down Payment):	6,958.62

**Compartment German Auto Loans 8**  
**Monthly Investor Report**

Reporting Date:	Aug 11, 2021
Payment Date:	Aug 20, 2021
Period No.:	39
Monthly Period:	July, 2021
Interest Period:	July 20, 2021 to Aug 20, 2021 = 31 days

**15. Borrower Concentration**

Portfolio as of: July 31, 2021

Borrower (Top 20)	Aggregate Outstanding Principal Balance (in EUR)	Aggregate Outstanding Principal Balance (in % of total)	Number of Contracts	Number of Contracts (in % of total)
1	102,097.28	0.09	4	0.03
2	82,116.45	0.07	1	0.01
3	75,880.13	0.06	1	0.01
4	74,814.94	0.06	1	0.01
5	73,616.60	0.06	1	0.01
6	72,205.90	0.06	1	0.01
7	69,900.56	0.06	2	0.02
8	69,316.14	0.06	2	0.02
9	68,976.82	0.06	1	0.01
10	65,874.74	0.06	1	0.01
11	64,497.07	0.05	2	0.02
12	63,585.05	0.05	1	0.01
13	63,425.92	0.05	1	0.01
14	62,903.12	0.05	1	0.01
15	62,433.85	0.05	1	0.01
16	61,825.88	0.05	1	0.01
17	61,768.30	0.05	2	0.02
18	61,361.28	0.05	1	0.01
19	60,774.61	0.05	1	0.01
20	60,105.12	0.05	1	0.01
<b>Total</b>	<b>1,377,479.76</b>	<b>1.17</b>	<b>27</b>	<b>0.23</b>
<b>Total Portfolio Balance</b>	<b>117,724,214.43</b>			

**Compartment German Auto Loans 8**  
**Monthly Investor Report**

Reporting Date:	Aug 11, 2021
Payment Date:	Aug 20, 2021
Period No.:	39
Monthly Period:	July, 2021
Interest Period:	July 20, 2021 to Aug 20, 2021 = 31 days

**16. Geographical Distribution**

Initial Portfolio

Post code area	Aggregate Principal Balance (in EUR)	Aggregate Principal Balance (in % of total)	Number of Contracts	Number of contracts (in % of total)
post code area 0	59,388,875.81	5.52	3,031	5.41
post code area 1	68,063,748.40	6.33	3,264	5.82
post code area 2	95,520,039.60	8.88	4,972	8.87
post code area 3	98,034,964.07	9.12	5,256	9.37
post code area 4	128,909,449.36	11.99	6,764	12.06
post code area 5	122,157,113.60	11.36	6,477	11.55
post code area 6	136,415,503.83	12.69	7,223	12.88
post code area 7	129,944,746.50	12.08	6,948	12.39
post code area 8	139,594,765.87	12.98	7,090	12.64
post code area 9	97,270,703.67	9.05	5,046	9.00
<b>Total</b>	<b>1,075,299,910.71</b>	<b>100.00</b>	<b>56,071</b>	<b>100.00</b>

**Compartment German Auto Loans 8**  
**Monthly Investor Report**

Reporting Date:	Aug 11, 2021
Payment Date:	Aug 20, 2021
Period No.:	39
Monthly Period:	July, 2021
Interest Period:	July 20, 2021 to Aug 20, 2021 = 31 days

**16. Geographical Distribution**

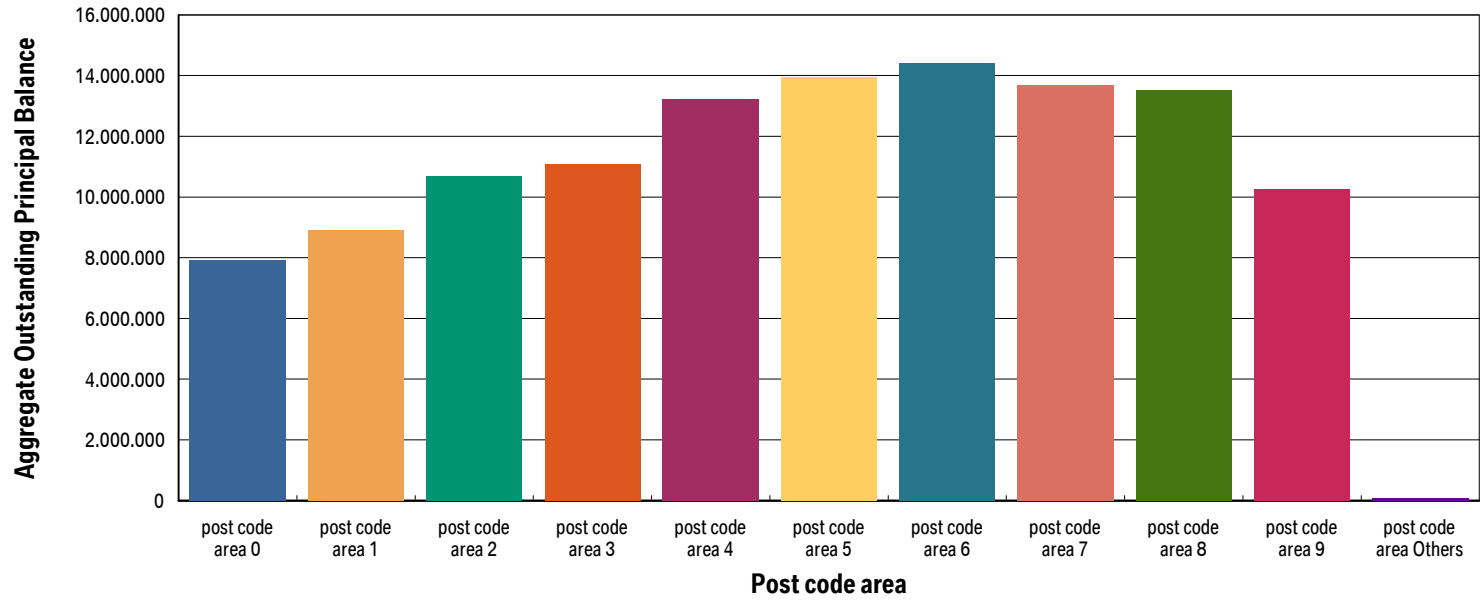
Portfolio as of: July 31, 2021

Post code area	Aggregate Outstanding Principal Balance (in EUR)	Aggregate Outstanding Principal Balance (in % of total)	Number of Contracts	Number of Contracts (in % of total)
post code area 0	7,918,986.10	6.73	721	6.24
post code area 1	8,907,844.51	7.57	813	7.04
post code area 2	10,700,122.72	9.09	1,048	9.08
post code area 3	11,098,552.64	9.43	1,147	9.93
post code area 4	13,228,407.28	11.24	1,341	11.61
post code area 5	13,947,825.87	11.85	1,347	11.67
post code area 6	14,406,252.03	12.24	1,420	12.30
post code area 7	13,664,776.46	11.61	1,372	11.88
post code area 8	13,517,424.78	11.48	1,319	11.42
post code area 9	10,245,927.68	8.70	1,007	8.72
post code area Others	88,094.36	0.07	11	0.10
<b>Total</b>	<b>117,724,214.43</b>	<b>100.00</b>	<b>11,546</b>	<b>100.00</b>

**Compartment German Auto Loans 8**  
**Monthly Investor Report**

Reporting Date:	Aug 11, 2021
Payment Date:	Aug 20, 2021
Period No.:	39
Monthly Period:	July, 2021
Interest Period:	July 20, 2021 to Aug 20, 2021 = 31 days

**16a. Geographical Distribution (graph)**





## Compartment German Auto Loans 8

### Monthly Investor Report

Reporting Date:	Aug 11, 2021
Payment Date:	Aug 20, 2021
Period No.:	39
Monthly Period:	July, 2021
Interest Period:	July 20, 2021 to Aug 20, 2021 = 31 days

## 17. Car Type & Customer Group

### Initial Portfolio

Car Type	Aggregate Principal Balance (in EUR)	Aggregate Principal Balance (in % of total)	Number of Contracts	Number of Contracts (in % of total)
New	511,495,773.89	47.57	20,632	36.80
Used	563,804,136.82	52.43	35,439	63.20
<b>Total</b>	<b>1,075,299,910.71</b>	<b>100.00</b>	<b>56,071</b>	<b>100.00</b>

Customer Group	Aggregate Principal Balance (in EUR)	Aggregate Principal Balance (in % of total)	Number of Contracts	Number of Contracts (in % of total)
Commercial	285,100,325.98	26.51	11,022	19.66
Private Individual	790,199,584.73	73.49	45,049	80.34
<b>Total</b>	<b>1,075,299,910.71</b>	<b>100.00</b>	<b>56,071</b>	<b>100.00</b>

**Compartment German Auto Loans 8**  
**Monthly Investor Report**

Reporting Date:	Aug 11, 2021
Payment Date:	Aug 20, 2021
Period No.:	39
Monthly Period:	July, 2021
Interest Period:	July 20, 2021 to Aug 20, 2021 = 31 days

**17. Car Type & Customer Group**

Portfolio as of: July 31, 2021

Car Type	Aggregate Outstanding Principal Balance (in EUR)	Aggregate Outstanding Principal Balance (in % of total)	Number of Contracts	Number of Contracts (in % of total)
New	50,946,087.82	43.28	3,452	29.90
Used	66,778,126.61	56.72	8,094	70.10
<b>Total</b>	<b>117,724,214.43</b>	<b>100.00</b>	<b>11,546</b>	<b>100.00</b>

Customer Group	Aggregate Outstanding Principal Balance (in EUR)	Aggregate Outstanding Principal Balance (in % of total)	Number of Contracts	Number of Contracts (in % of total)
Commercial	25,823,986.94	21.94	1,794	15.54
Private Individual	91,900,227.49	78.06	9,752	84.46
<b>Total</b>	<b>117,724,214.43</b>	<b>100.00</b>	<b>11,546</b>	<b>100.00</b>

**Compartment German Auto Loans 8**  
**Monthly Investor Report**

Reporting Date:	Aug 11, 2021
Payment Date:	Aug 20, 2021
Period No.:	39
Monthly Period:	July, 2021
Interest Period:	July 20, 2021 to Aug 20, 2021 = 31 days

**18. Delinquencies**
Initial Portfolio

Days past due	Aggregate Principal Balance (in EUR)	Aggregate Principal Balance (in % of total)	Number of Contracts	Number of Contracts (in % of total)
1 - 30	0.00	0.00	0	0.00
31 - 60	0.00	0.00	0	0.00
61 - 90	0.00	0.00	0	0.00
91 - 120	0.00	0.00	0	0.00
> 120	0.00	0.00	0	0.00
<b>Total</b>	<b>0.00</b>	<b>0.00</b>	<b>0</b>	<b>0.00</b>

Portfolio as of: July 31, 2021

Days past due	Aggregate Outstanding Principal Balance (in EUR)	Aggregate Outstanding Principal Balance (in % of total)	Number of Contracts	Number of Contracts (in % of total)
1 - 30	2,114,013.78	1.80	159	1.38
31 - 60	379,288.18	0.32	25	0.22
61 - 90	188,204.80	0.16	9	0.08
91 - 120	145,495.75	0.12	8	0.07
> 120	165,361.15	0.14	15	0.13
<b>Total</b>	<b>2,992,363.66</b>	<b>2.54</b>	<b>216</b>	<b>1.87</b>

# Compartment German Auto Loans 8

## Monthly Investor Report

Reporting Date:	Aug 11, 2021
Payment Date:	Aug 20, 2021
Period No.:	39
Monthly Period:	July, 2021
Interest Period:	July 20, 2021 to Aug 20, 2021 = 31 days

### 18a. Delinquencies Analysis

Monthly Period	Performing (in EUR)	31-60 days past due (in EUR)	61-90 days past due (in EUR)	91-120 days past due (in EUR)	>120 days past due (in EUR)
May - 18	1,052,856,026.67	0.00	0.00	0.00	0.00
June - 18	1,025,920,741.08	233,336.96	0.00	0.00	0.00
July - 18	996,483,247.28	481,935.51	31,765.70	0.00	0.00
Aug - 18	966,977,692.08	533,675.23	110,616.76	31,765.70	0.00
Sept - 18	940,700,267.02	1,200,220.42	234,647.64	87,002.36	20,394.58
Oct - 18	912,899,854.06	543,706.97	432,611.31	177,974.36	83,768.01
Nov - 18	885,102,126.56	1,030,841.39	143,861.32	298,949.46	196,304.73
Dec - 18	859,006,011.25	1,132,465.64	387,227.93	143,806.82	311,578.70
Jan - 19	831,440,112.06	802,553.45	520,268.13	277,977.96	279,620.86
Feb - 19	805,436,050.61	953,939.39	337,962.17	429,690.95	317,236.05
Mar - 19	777,512,528.36	1,414,940.60	466,607.47	107,293.91	648,764.98
Apr - 19	750,042,508.62	1,344,947.00	464,953.76	288,803.53	605,195.72
May - 19	723,580,107.76	1,203,515.65	491,288.91	404,880.31	555,124.42
June - 19	699,170,880.02	1,220,494.59	344,122.62	288,224.31	435,128.09
July - 19	671,918,788.11	1,050,200.27	519,348.27	215,474.42	445,405.41
Aug - 19	646,700,075.48	1,450,252.44	423,782.09	327,347.68	677,623.38
Sept - 19	622,958,860.77	1,365,831.71	723,406.80	125,505.19	522,623.73
Oct - 19	599,139,505.67	1,028,057.79	354,923.49	497,668.10	326,784.11
Nov - 19	575,018,741.06	949,662.17	455,421.22	231,164.95	550,476.14
Dec - 19	551,277,351.49	1,175,344.16	519,314.12	237,021.95	502,982.60
Jan - 20	527,378,262.94	1,067,543.00	456,177.99	190,152.74	329,319.61
Feb - 20	507,679,654.72	591,329.72	563,991.48	264,600.98	231,906.73
Mar - 20	482,743,548.41	1,025,658.87	384,458.97	346,664.40	352,753.15
Apr - 20	457,704,057.65	1,229,584.91	490,609.31	204,518.29	487,383.30
May - 20	437,661,276.25	894,453.66	732,959.94	146,072.99	553,232.23
June - 20	417,101,884.42	657,177.27	450,076.20	572,394.07	322,579.68
July - 20	380,570,997.41	707,826.03	403,274.92	246,498.80	456,154.70
Aug - 20	349,034,612.44	1,755,448.30	351,451.13	197,523.36	406,613.06
Sept - 20	315,229,035.57	1,183,899.09	660,394.12	178,723.67	400,971.72

**Compartment German Auto Loans 8**  
**Monthly Investor Report**

Reporting Date:	Aug 11, 2021
Payment Date:	Aug 20, 2021
Period No.:	39
Monthly Period:	July, 2021
Interest Period:	July 20, 2021 to Aug 20, 2021 = 31 days

**18a. Delinquencies Analysis**

Monthly Period	Performing (in EUR)	31-60 days past due (in EUR)	61-90 days past due (in EUR)	91-120 days past due (in EUR)	>120 days past due (in EUR)
Oct - 20	278,744,042.72	1,125,120.08	384,561.99	446,172.47	246,478.96
Nov - 20	245,068,270.58	1,090,782.11	449,294.91	209,678.43	418,380.68
Dec - 20	205,060,678.27	1,279,035.80	454,116.89	336,150.76	388,250.11
Jan - 21	176,612,975.25	1,159,543.77	582,343.27	234,462.80	537,243.58
Feb - 21	166,186,510.69	1,131,727.12	425,503.02	292,244.14	409,095.84
Mar - 21	156,972,907.11	341,485.70	629,303.15	312,018.32	428,957.07
Apr - 21	148,519,021.68	326,189.78	183,676.59	331,535.89	441,372.09
May - 21	140,576,119.48	279,924.33	234,612.42	87,458.34	478,369.35
June - 21	132,645,607.93	371,792.37	215,855.85	154,528.94	289,913.25
July - 21	116,845,864.55	379,288.18	188,204.80	145,495.75	165,361.15

**Compartment German Auto Loans 8**  
**Monthly Investor Report**

Reporting Date:	Aug 11, 2021
Payment Date:	Aug 20, 2021
Period No.:	39
Monthly Period:	July, 2021
Interest Period:	July 20, 2021 to Aug 20, 2021 = 31 days

**19. Seasoning**

Initial Portfolio

Group (in months)	Aggregate Principal Balance (in EUR)	Aggregate Principal Balance (in % of total)	Number of Contracts	Number of Contracts (in % of total)
<= 6	492,607,422.31	45.81	23,758	42.37
> 6 - <= 12	391,635,229.03	36.42	20,512	36.58
> 12 - <= 24	130,251,179.08	12.11	7,514	13.40
> 24 - <= 36	49,977,501.72	4.65	3,393	6.05
> 36 - <= 42	5,051,935.82	0.47	397	0.71
> 42 - <= 48	3,810,087.86	0.35	322	0.57
> 48 - <= 53	1,210,666.78	0.11	105	0.19
> 53	755,888.11	0.07	70	0.12
<b>Total</b>	<b>1,075,299,910.71</b>	<b>100.00</b>	<b>56,071</b>	<b>100.00</b>

WA Seasoning (in months):	9.07
Min (in months):	3.00
Max (in months):	67.00

**Compartment German Auto Loans 8**  
**Monthly Investor Report**

Reporting Date:	Aug 11, 2021
Payment Date:	Aug 20, 2021
Period No.:	39
Monthly Period:	July, 2021
Interest Period:	July 20, 2021 to Aug 20, 2021 = 31 days

**19. Seasoning**

Portfolio as of: July 31, 2021

Group (in months)	Aggregate Outstanding Principal Balance (in EUR)	Aggregate Outstanding Principal Balance (in % of total)	Number of Contracts	Number of Contracts (in % of total)
<= 6	0.00	0.00	0	0.00
> 6 - <= 12	0.00	0.00	0	0.00
> 12 - <= 24	0.00	0.00	0	0.00
> 24 - <= 36	0.00	0.00	0	0.00
> 36 - <= 42	16,724,012.57	14.21	1,343	11.63
> 42 - <= 48	92,776,564.94	78.81	8,833	76.50
> 48 - <= 53	5,417,049.69	4.60	724	6.27
> 53	2,806,587.23	2.38	646	5.60
<b>Total</b>	<b>117,724,214.43</b>	<b>100.00</b>	<b>11,546</b>	<b>100.00</b>

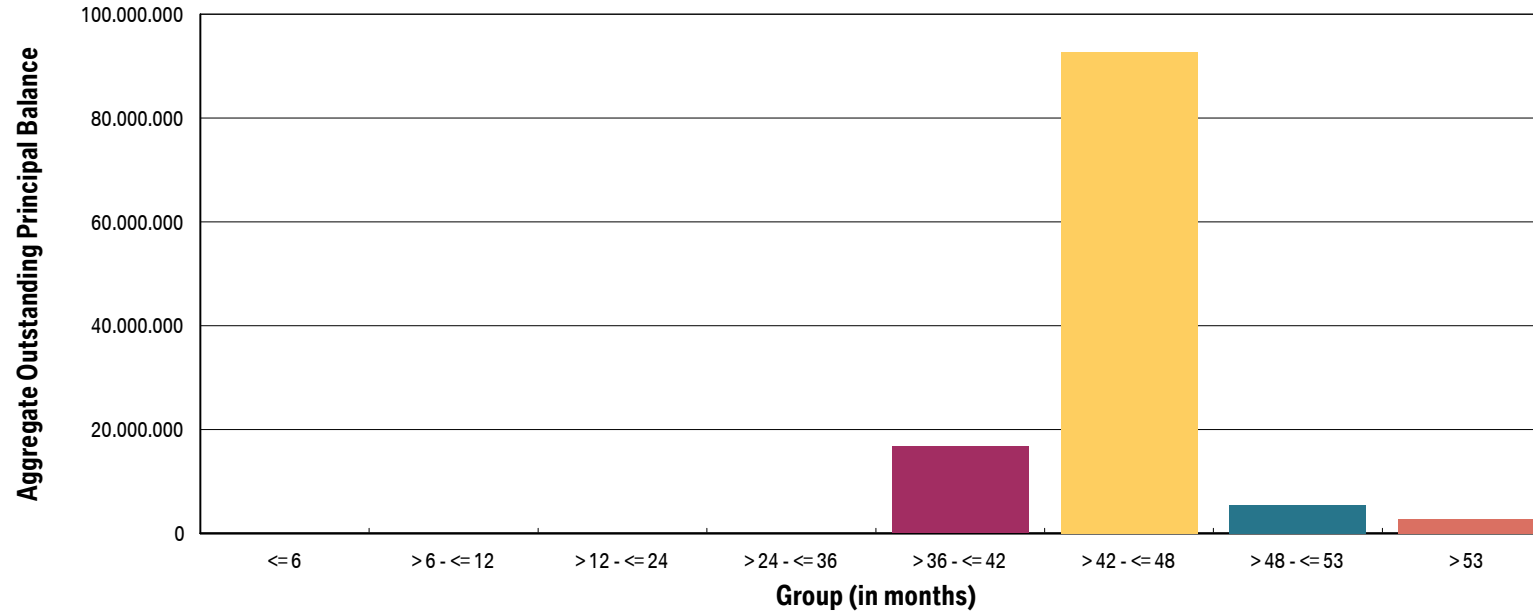
WA Seasoning (in months):	45.36
Min (in months):	42.00
Max (in months):	94.00



**Compartment German Auto Loans 8**  
**Monthly Investor Report**

Reporting Date:	Aug 11, 2021
Payment Date:	Aug 20, 2021
Period No.:	39
Monthly Period:	July, 2021
Interest Period:	July 20, 2021 to Aug 20, 2021 = 31 days

**19a. Seasoning (graph)**





**Compartment German Auto Loans 8**  
**Monthly Investor Report**

Reporting Date:	Aug 11, 2021
Payment Date:	Aug 20, 2021
Period No.:	39
Monthly Period:	July, 2021
Interest Period:	July 20, 2021 to Aug 20, 2021 = 31 days

**20. Remaining Term**

Initial Portfolio

Group (in months)	Aggregate Principal Balance (in EUR)	Aggregate Principal Balance (in % of total)	Number of Contracts	Number of Contracts (in % of total)
<= 6	16,053,540.58	1.49	1,460	2.60
> 6 - <= 12	28,451,320.08	2.65	2,297	4.10
> 12 - <= 24	130,153,234.30	12.10	9,416	16.79
> 24 - <= 36	462,331,005.88	43.00	23,661	42.20
> 36 - <= 42	142,815,618.83	13.28	7,056	12.58
> 42 - <= 48	72,965,238.70	6.79	3,327	5.93
> 48 - <= 53	91,317,767.33	8.49	3,738	6.67
> 53	131,212,185.01	12.20	5,116	9.12
<b>Total</b>	<b>1,075,299,910.71</b>	<b>100.00</b>	<b>56,071</b>	<b>100.00</b>

WA Remaining Term (in months):	35.12
Min (in months):	3.00
Max (in months):	60.00

**Compartment German Auto Loans 8**  
**Monthly Investor Report**

Reporting Date:	Aug 11, 2021
Payment Date:	Aug 20, 2021
Period No.:	39
Monthly Period:	July, 2021
Interest Period:	July 20, 2021 to Aug 20, 2021 = 31 days

**20. Remaining Term**

Portfolio as of: July 31, 2021

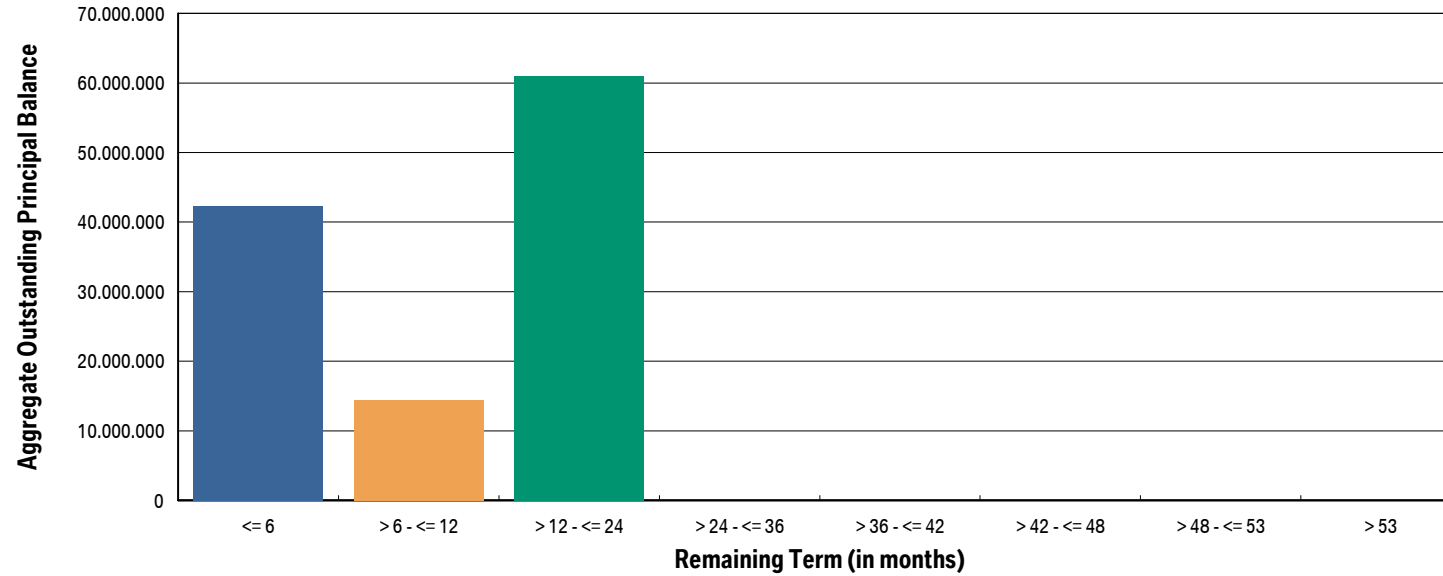
Group (in months)	Aggregate Outstanding Principal Balance (in EUR)	Aggregate Outstanding Principal Balance (in % of total)	Number of Contracts	Number of Contracts (in % of total)
<= 6	42,288,972.06	35.92	6,502	56.31
> 6 - <= 12	14,402,204.55	12.23	1,059	9.17
> 12 - <= 24	61,033,037.82	51.84	3,985	34.51
> 24 - <= 36	0.00	0.00	0	0.00
> 36 - <= 42	0.00	0.00	0	0.00
> 42 - <= 48	0.00	0.00	0	0.00
> 48 - <= 53	0.00	0.00	0	0.00
> 53	0.00	0.00	0	0.00
<b>Total</b>	<b>117,724,214.43</b>	<b>100.00</b>	<b>11,546</b>	<b>100.00</b>

WA Remaining Term (in months):	10.59
Min (in months):	0.00
Max (in months):	21.00

**Compartment German Auto Loans 8**  
**Monthly Investor Report**

Reporting Date:	Aug 11, 2021
Payment Date:	Aug 20, 2021
Period No.:	39
Monthly Period:	July, 2021
Interest Period:	July 20, 2021 to Aug 20, 2021 = 31 days

**20a. Remaining Term (graph)**



**Compartment German Auto Loans 8**  
**Monthly Investor Report**

Reporting Date:	Aug 11, 2021
Payment Date:	Aug 20, 2021
Period No.:	39
Monthly Period:	July, 2021
Interest Period:	July 20, 2021 to Aug 20, 2021 = 31 days

**21. Original Term**

Initial Portfolio

Group (in months)	Aggregate Principal Balance (in EUR)	Aggregate Principal Balance (in % of total)	Number of Contracts	Number of Contracts (in % of total)
<= 6	0.00	0.00	0	0.00
> 6 - <= 12	683,348.34	0.06	275	0.49
> 12 - <= 24	41,759,800.70	3.88	4,346	7.75
> 24 - <= 36	522,385,630.26	48.58	27,540	49.12
> 36 - <= 42	4,537,430.98	0.42	341	0.61
> 42 - <= 48	231,089,301.46	21.49	11,811	21.06
> 48 - <= 53	850,694.44	0.08	50	0.09
> 53	273,993,704.53	25.48	11,708	20.88
<b>Total</b>	<b>1,075,299,910.71</b>	<b>100.00</b>	<b>56,071</b>	<b>100.00</b>

WA Original Term (in months):	44.19
Min (in months):	7.00
Max (in months):	120.00

**Compartment German Auto Loans 8**  
**Monthly Investor Report**

Reporting Date:	Aug 11, 2021
Payment Date:	Aug 20, 2021
Period No.:	39
Monthly Period:	July, 2021
Interest Period:	July 20, 2021 to Aug 20, 2021 = 31 days

**21. Original Term**

Portfolio as of: July 31, 2021

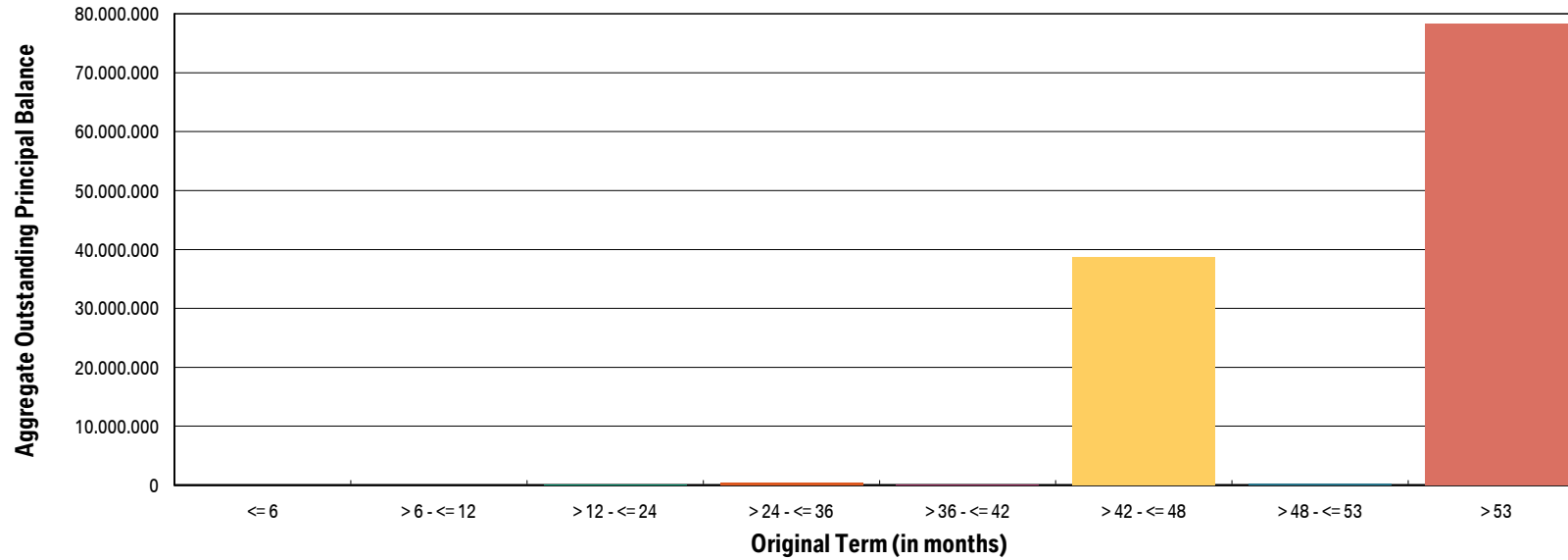
Group (in months)	Aggregate Outstanding Principal Balance (in EUR)	Aggregate Outstanding Principal Balance (in % of total)	Number of Contracts	Number of Contracts (in % of total)
<= 6	0.00	0.00	0	0.00
> 6 - <= 12	20.00	0.00	1	0.01
> 12 - <= 24	40,069.73	0.03	48	0.42
> 24 - <= 36	458,426.97	0.39	478	4.14
> 36 - <= 42	51,849.05	0.04	40	0.35
> 42 - <= 48	38,633,545.47	32.82	4,986	43.18
> 48 - <= 53	188,734.88	0.16	20	0.17
> 53	78,351,568.33	66.56	5,973	51.73
<b>Total</b>	<b>117,724,214.43</b>	<b>100.00</b>	<b>11,546</b>	<b>100.00</b>

WA Original Term (in months):	55.91
Min (in months):	12.00
Max (in months):	90.00

**Compartment German Auto Loans 8**  
**Monthly Investor Report**

Reporting Date:	Aug 11, 2021
Payment Date:	Aug 20, 2021
Period No.:	39
Monthly Period:	July, 2021
Interest Period:	July 20, 2021 to Aug 20, 2021 = 31 days

**21a. Original Term (graph)**



## Compartment German Auto Loans 8

### Monthly Investor Report

Reporting Date:	Aug 11, 2021
Payment Date:	Aug 20, 2021
Period No.:	39
Monthly Period:	July, 2021
Interest Period:	July 20, 2021 to Aug 20, 2021 = 31 days

## 22. Vehicle Class

### Initial Portfolio

Group	Aggregate Principal Balance (in EUR)	Aggregate Principal Balance (in % of total)	Number of Contracts	Number of Contracts (in % of total)
BMW 1 Series	129,865,755.35	12.08	9,511	16.96
BMW 2 Series	103,347,732.66	9.61	4,514	8.05
BMW 3 Series	145,598,511.94	13.54	8,561	15.27
BMW 4 Series	69,614,986.52	6.47	2,164	3.86
BMW 5 Series	153,275,207.30	14.25	6,718	11.98
BMW 6 Series	12,574,532.89	1.17	332	0.59
BMW 7 Series	15,588,328.20	1.45	505	0.90
BMW X1 Series	78,758,412.40	7.32	4,211	7.51
BMW X3 Series	67,685,228.04	6.29	2,881	5.14
BMW X4 Series	19,330,655.27	1.80	547	0.98
BMW X5 Series	59,449,059.17	5.53	1,757	3.13
BMW X6 Series	19,564,213.22	1.82	477	0.85
BMW Z Series	6,510,679.28	0.61	382	0.68
BMW i Series	4,017,788.04	0.37	134	0.24
MINI	143,991,857.94	13.39	9,217	16.44
Non BMW Group Models (incl. Motorcycles)	24,654,365.38	2.29	1,725	3.08
Other BMW Group (incl. Motorcycles)	21,472,597.11	2.00	2,435	4.34
<b>Total</b>	<b>1,075,299,910.71</b>	<b>100.00</b>	<b>56,071</b>	<b>100.00</b>

**Compartment German Auto Loans 8**  
**Monthly Investor Report**

Reporting Date:	Aug 11, 2021
Payment Date:	Aug 20, 2021
Period No.:	39
Monthly Period:	July, 2021
Interest Period:	July 20, 2021 to Aug 20, 2021 = 31 days

**22. Vehicle Class**

Portfolio as of: July 31, 2021

Group	Aggregate Outstanding Principal Balance (in EUR)	Aggregate Outstanding Principal Balance (in % of total)	Number of Contracts	Number of Contracts (in % of total)
BMW 1 Series	14,019,379.96	11.91	1,930	16.72
BMW 2 Series	11,576,137.31	9.83	913	7.91
BMW 3 Series	16,919,792.05	14.37	1,958	16.96
BMW 4 Series	8,640,589.97	7.34	490	4.24
BMW 5 Series	19,479,734.60	16.55	1,803	15.62
BMW 6 Series	1,632,539.27	1.39	70	0.61
BMW 7 Series	1,614,723.67	1.37	114	0.99
BMW X1 Series	9,464,621.71	8.04	880	7.62
BMW X3 Series	8,208,682.42	6.97	750	6.50
BMW X4 Series	2,234,089.73	1.90	121	1.05
BMW X5 Series	7,125,928.16	6.05	375	3.25
BMW X6 Series	2,223,040.70	1.89	89	0.77
BMW Z Series	572,435.64	0.49	66	0.57
BMWi Series	433,097.19	0.37	31	0.27
MINI	9,728,496.84	8.26	1,346	11.66
Non BMW Group Models (incl. Motorcycles)	3,174,238.26	2.70	431	3.73
Other BMW Group (incl. Motorcycles)	676,686.95	0.57	179	1.55
<b>Total</b>	<b>117,724,214.43</b>	<b>100.00</b>	<b>11,546</b>	<b>100.00</b>



**Compartment German Auto Loans 8**  
**Monthly Investor Report**

Reporting Date:	Aug 11, 2021
Payment Date:	Aug 20, 2021
Period No.:	39
Monthly Period:	July, 2021
Interest Period:	July 20, 2021 to Aug 20, 2021 = 31 days

**23. Payment Type**

Initial Portfolio:

Group	Aggregate Principal Balance (in EUR)	Aggregate Principal Balance (in % of total)	Number of Contracts	Number of Contracts (in % of total)
Direct debit	1,072,959,034.30	99.78	55,958	99.80
Self payment	2,340,876.41	0.22	113	0.20
<b>Total</b>	<b>1,075,299,910.71</b>	<b>100.00</b>	<b>56,071</b>	<b>100.00</b>

Portfolio as of: July 31, 2021

Group	Aggregate Outstanding Principal Balance (in EUR)	Aggregate Outstanding Principal Balance (in % of total)	Number of Contracts	Number of Contracts (in % of total)
Direct debit	115,698,549.08	98.28	11,304	97.90
Self payment	2,025,665.35	1.72	242	2.10
<b>Total</b>	<b>117,724,214.43</b>	<b>100.00</b>	<b>11,546</b>	<b>100.00</b>



**Compartment German Auto Loans 8**  
**Monthly Investor Report**

Reporting Date:	Aug 11, 2021
Payment Date:	Aug 20, 2021
Period No.:	39
Monthly Period:	July, 2021
Interest Period:	July 20, 2021 to Aug 20, 2021 = 31 days

**24. Interest Rates**

Weighted Average Nominal Interest Rate (in %)		
Aggregate Principal Balance (Initial)	1,075,299,910.71	3.20
Aggregate Outstanding Principal Balance	117,724,214.43	3.41

**Compartment German Auto Loans 8**  
**Monthly Investor Report**

Reporting Date:	Aug 11, 2021
Payment Date:	Aug 20, 2021
Period No.:	39
Monthly Period:	July, 2021
Interest Period:	July 20, 2021 to Aug 20, 2021 = 31 days

**25. Credit Type**
Initial Portfolio

Credit Type	Aggregate Principal Balance (in EUR)	Aggregate Principal Balance (in % of total)	Number of Contracts	Number of Contracts (in % of total)
Balloon	1,065,386,634.83	99.08	54,435	97.08
Equal Instalment Loan	9,913,275.88	0.92	1,636	2.92
<b>Total</b>	<b>1,075,299,910.71</b>	<b>100.00</b>	<b>56,071</b>	<b>100.00</b>

Portfolio as of: July 31, 2021

Credit Type	Aggregate Outstanding Principal Balance (in EUR)	Aggregate Outstanding Principal Balance (in % of total)	Number of Contracts	Number of Contracts (in % of total)
Balloon	117,291,389.31	99.63	11,375	98.52
Equal Instalment Loan	432,825.12	0.37	171	1.48
<b>Total</b>	<b>117,724,214.43</b>	<b>100.00</b>	<b>11,546</b>	<b>100.00</b>

**Compartment German Auto Loans 8**  
**Monthly Investor Report**

Reporting Date:	Aug 11, 2021
Payment Date:	Aug 20, 2021
Period No.:	39
Monthly Period:	July, 2021
Interest Period:	July 20, 2021 to Aug 20, 2021 = 31 days

**26. Contracts Per Customer**
Initial Portfolio

Group	Aggregate Principal Balance (in EUR)	Aggregate Principal Balance (in % of total)	Number of Contracts	Number of Contracts (in % of total)
1	1,021,847,444.53	95.03	53,818	95.98
2 - 4	44,933,659.05	4.18	1,879	3.35
5 - 7	2,469,885.89	0.23	109	0.19
8 - 10	879,227.35	0.08	45	0.08
> 10	5,169,693.89	0.48	220	0.39
<b>Total</b>	<b>1,075,299,910.71</b>	<b>100.00</b>	<b>56,071</b>	<b>100.00</b>

Portfolio as of: July 31, 2021

Group	Aggregate Outstanding Principal Balance (in EUR)	Aggregate Outstanding Principal Balance (in % of total)	Number of Contracts	Number of Contracts (in % of total)
1	116,371,390.09	98.85	11,442	99.10
2 - 4	1,352,824.34	1.15	104	0.90
5 - 7	0.00	0.00	0	0.00
8 - 10	0.00	0.00	0	0.00
> 10	0.00	0.00	0	0.00
<b>Total</b>	<b>117,724,214.43</b>	<b>100.00</b>	<b>11,546</b>	<b>100.00</b>

**Compartment German Auto Loans 8**  
**Monthly Investor Report**

Reporting Date:	Aug 11, 2021
Payment Date:	Aug 20, 2021
Period No.:	39
Monthly Period:	July, 2021
Interest Period:	July 20, 2021 to Aug 20, 2021 = 31 days

**27. Amortisation**

Initial Portfolio

Period	Principal Balance (in EUR)
	1,075,299,910.71
1	1,061,357,489.07
2	1,047,376,391.98
3	1,028,976,630.62
4	1,011,847,734.98
5	994,587,130.43
6	977,587,209.07
7	960,632,551.19
8	943,395,454.14
9	926,963,774.36
10	910,101,977.23
11	892,419,263.73
12	873,954,514.11
13	855,587,954.26
14	836,259,321.26
15	815,300,347.63
16	796,093,347.75
17	776,144,845.96
18	755,946,281.31
19	735,816,698.97
20	715,114,886.44
21	696,423,052.91
22	680,012,992.58
23	661,963,242.23
24	644,189,851.85
25	627,229,357.25
26	609,753,422.74
27	564,757,889.20
28	525,428,885.48
29	483,696,257.65
30	440,605,305.95

Current Portfolio

Period	Principal Balance in EUR	Reduction in EUR
	117,724,214.43	
1	105,621,818.30	12,102,396.13
2	95,983,449.96	9,638,368.34
3	87,897,860.28	8,085,589.68
4	80,912,543.73	6,985,316.55
5	74,053,565.56	6,858,978.17
6	67,542,510.80	6,511,054.76
7	65,529,355.47	2,013,155.33
8	63,285,504.92	2,243,850.55
9	60,840,029.60	2,445,475.32
10	58,745,346.05	2,094,683.55
11	56,492,084.14	2,253,261.91
12	48,484,782.29	8,007,301.85
13	40,868,308.85	7,616,473.44
14	33,309,350.86	7,558,957.99
15	25,425,859.10	7,883,491.76
16	17,185,568.99	8,240,290.11
17	8,043,429.21	9,142,139.78
18	11,174.18	8,032,255.03
19	5,298.19	5,875.99
20	1,095.70	4,202.49
21	0.00	1,095.70
22	0.00	0.00
23	0.00	0.00
24	0.00	0.00
25	0.00	0.00
26	0.00	0.00
27	0.00	0.00
28	0.00	0.00
29	0.00	0.00
30	0.00	0.00

**Compartment German Auto Loans 8**  
**Monthly Investor Report**

Reporting Date:	Aug 11, 2021
Payment Date:	Aug 20, 2021
Period No.:	39
Monthly Period:	July, 2021
Interest Period:	July 20, 2021 to Aug 20, 2021 = 31 days

**27. Amortisation**

Initial Portfolio

Period	Principal Balance (in EUR)
31	392,140,353.45
32	334,901,312.09
33	293,075,233.85
34	284,499,363.79
35	275,210,944.10
36	266,153,461.44
37	257,195,264.89
38	248,644,221.55
39	223,065,697.54
40	201,939,995.92
41	183,125,587.37
42	167,020,001.82
43	153,550,322.74
44	140,072,333.42
45	127,680,743.83
46	123,787,776.71
47	119,433,902.10
48	115,054,784.43
49	110,871,342.68
50	106,578,147.42
51	90,866,337.94
52	76,260,088.19
53	62,040,002.52
54	46,852,592.27
55	31,749,212.54
56	14,675,475.77
57	16,968.32
58	8,236.30
59	1,913.98
60	0.00

Current Portfolio

Period	Principal Balance in EUR	Reduction in EUR
31	0.00	0.00
32	0.00	0.00
33	0.00	0.00
34	0.00	0.00
35	0.00	0.00
36	0.00	0.00
37	0.00	0.00
38	0.00	0.00
39	0.00	0.00
40	0.00	0.00
41	0.00	0.00
42	0.00	0.00
43	0.00	0.00
44	0.00	0.00
45	0.00	0.00
46	0.00	0.00
47	0.00	0.00
48	0.00	0.00
49	0.00	0.00
50	0.00	0.00
51	0.00	0.00
52	0.00	0.00
53	0.00	0.00
54	0.00	0.00
55	0.00	0.00
56	0.00	0.00
57	0.00	0.00
58	0.00	0.00
59	0.00	0.00
60	0.00	0.00

**Compartment German Auto Loans 8**  
**Monthly Investor Report**

Reporting Date:	Aug 11, 2021
Payment Date:	Aug 20, 2021
Period No.:	39
Monthly Period:	July, 2021
Interest Period:	July 20, 2021 to Aug 20, 2021 = 31 days

**28. Priority of Payments**

**Priority of Payments\***

Available Distribution Amount	+	21,636,995.29
Taxes	-	6,166.67
Trustee Payment	-	0.00
Senior Expenses	-	11,681.17
Swap Net Payment	-	2,468.85
Class A Interest	-	0.00
Class B Interest	-	64,840.83
Cash Reserve	-	0.00
Principal Class A	-	9,044,329.40
Principal Class B	-	12,507,508.37
Swap Termination Event	-	0.00
Subordinated Loan Interest	-	0.00
Subordinated Loan Principal	-	0.00
Seller	-	0.00

\*all Amounts in EUR

**Compartment German Auto Loans 8**  
**Monthly Investor Report**

Reporting Date:	Aug 11, 2021
Payment Date:	Aug 20, 2021
Period No.:	39
Monthly Period:	July, 2021
Interest Period:	July 20, 2021 to Aug 20, 2021 = 31 days

**29. Transaction Costs**

<b>Cost Category (in EUR)</b>	<b>Class A</b>	<b>Class B</b>	<b>Subordinated Loan</b>	<b>Total</b>
Senior Expenses				11,681.17
Interest accrued for the Period	0.00	64,840.83	3,210.52	68,051.35
Interest payments for the Period	0.00	64,840.83	0.00	64,840.83
Cumulative Interest Payments	292,400.00	2,493,265.83	0.00	2,785,665.83
Unpaid Interest for the Period	0.00	0.00	3,210.52	3,210.52
Cumulative Unpaid Interest	0.00	0.00	141,656.16	141,656.16



**Compartment German Auto Loans 8**  
**Monthly Investor Report**

Reporting Date:	Aug 11, 2021
Payment Date:	Aug 20, 2021
Period No.:	39
Monthly Period:	July, 2021
Interest Period:	July 20, 2021 to Aug 20, 2021 = 31 days

**30. Ratings**

	Fitch	S&P	Moody's	DBRS
<b>Notes - current ratings</b>				
Class A	AAA	AAA	N/A	N/A
Class B	N/A	N/A	N/A	N/A

		Fitch	S&P	Moody's	DBRS	Trigger Breached	
<b>Transaction Parties - current ratings</b>							
	BMW AG	long term	N/A	A	A2	A high	no
		short term	N/A	A-1	P-1	N/A	no
<b>Issuer Account Bank:</b>	Bank of New York Mellon, Frankfurt Branch	long term	AA+	AA-	N/A	N/A	no
		short term	F1+	A-1+	N/A	N/A	no
<b>Swap Provider:</b>	Skandinaviska Enskilda Banken AB (publ)	long term	AA+	A+	N/A	N/A	no
		short term	F1+	A-1	N/A	N/A	no
<b>Calculation Agent:</b>	The Bank of New York Mellon	long term	AA	AA-	N/A	N/A	no
		short term	F1+	A-1+	N/A	N/A	no
<b>Trustee:</b>	BNY MELLON CORPORATE TRUSTEE SERVICES LIMITED	long term	AA	AA-	N/A	N/A	no
		short term	F1+	A-1+	N/A	N/A	no

		Fitch	S&P	Moody's	DBRS
<b>Transaction Parties - required ratings</b>					
	BMW AG	long term	A	N/A	N/A
		short term	F1	N/A	N/A
<b>Issuer Account Bank:</b>	Bank of New York Mellon, Frankfurt Branch	long term	A	A+	N/A
		short term	F1	A-1	N/A
<b>Swap Provider:</b>	Skandinaviska Enskilda Banken AB (publ)	long term	A	A+	N/A
		short term	F1	A-1	N/A

**Compartment German Auto Loans 8**  
**Monthly Investor Report**

Reporting Date:	Aug 11, 2021
Payment Date:	Aug 20, 2021
Period No.:	39
Monthly Period:	July, 2021
Interest Period:	July 20, 2021 to Aug 20, 2021 = 31 days

**31. Swap Counterparty Data**

<b>Swap Counterparty Data</b>	
Swap counterparty provider	Skandinaviska Enskilda Banken AB (publ)
Swap termination event	No

<b>Swap Data</b>	
Swap type	Fixed floating interest rate swap
Notional amount (in EUR)	9,044,329.40
Fixed rate (in %)	-0.2480
Floating rate (Euribor in %)	-0.5570
Net swap payments (in EUR) (- from SPV / + to SPV)	-2,468.85