



**Bavarian Sky S.A.,    Compartment German Auto Loans 7**

**Monthly Investor Report**

# Compartment German Auto Loans 7

## Monthly Investor Report



## Cover Sheet Monthly Investor Report

### Index

1. Contact Information
2. Reporting Contact Details
3. Counterparty History
4. Overview Dates
5. Portfolio information
6. Reserves
7. Performance data
8. Defaulted Amount & Recovery Amount
9. Defaulted Amount & Recovery Amount - Loan Level Data
10. Outstanding Note Balance
11. Original Principal Balance
12. Aggregate Principal Balance
13. Aggregate Outstanding Principal Balance
14. Down Payments
15. Borrower Concentration
16. Geographical Distribution
17. Object Type
18. Delinquencies
19. Seasoning
20. Remaining Term
21. Original Term
22. Vehicle Class
23. Payment Type
24. Interest Rates
25. Credit Type
26. Contracts per Customer
27. Amortisation
28. Priority of Payments
29. Transaction Costs
30. Ratings
31. Swap Counterparties

|                 |   |
|-----------------|---|
| Reporting Date  | Mar 09, 2018                                |
| Payment Date    | Mar 20, 2018                                |
| Period No       | 5   |
| Monthly Period  | Feb 28, 2018                                |
| Interest Period | From Feb 20, 2018 to Mar 20, 2018 = 28 days |

# Compartment German Auto Loans 7

## Monthly Investor Report



|                 |   |
|-----------------|---|
| Reporting Date  | Mar 09, 2018                                |
| Payment Date    | Mar 20, 2018                                |
| Period No       | 5   |
| Monthly Period  | Feb 28, 2018                                |
| Interest Period | From Feb 20, 2018 to Mar 20, 2018 = 28 days |

### **1. Contact Information**

#### **Transaction Parties**

##### **Issuer:**

##### **Bavarian Sky S.A.**

Acting in respect of its Compartment German Auto Loans 7  
6, Rue Eugène Ruppert  
L-2453 Luxembourg  
Luxembourg  
Attn.: Valérie Schleimer  
valerie.schleimer@intertrustgroup.com  
+352 26 44 91

##### **Corporate Administrator:**

##### **Intertrust (Luxembourg) S.à r.l.**

6, Rue Eugène Ruppert  
L-2453 Luxembourg  
Luxembourg  
Attn.: Valérie Schleimer  
valerie.schleimer@intertrustgroup.com  
+352 26 44 91

##### **Originator/Servicer:**

##### **BMW Bank GmbH**

Heidemannstrasse 164  
80939 Munich  
Germany  
Attn.: Anne Schoen  
abs.bmwgroup@bmw.de  
+49-89-382-13846  
Attn.: Michael Dalchow  
abs.bmwgroup@bmw.de  
+49-89-382-53070

# Compartment German Auto Loans 7

## Monthly Investor Report



|                 |   |
|-----------------|---|
| Reporting Date  | Mar 09, 2018                                |
| Payment Date    | Mar 20, 2018                                |
| Period No       | 5   |
| Monthly Period  | Feb 28, 2018                                |
| Interest Period | From Feb 20, 2018 to Mar 20, 2018 = 28 days |

### **1. Contact Information**

#### **Transaction Parties**

##### **Calculation Agent/Paying Agent/ Interest Determination Agent:**

**Bank of New York Mellon, London Branch**  
One Canada Square  
E14 5AL London  
United Kingdom  
Attn.: Corporate Trust Administration  
BNYM.structured.finance.team.8@bnymellon.com

##### **Trustee:**

**BNY Mellon Corporate Trustee Services Limited**  
One Canada Square  
E14 5AL London  
United Kingdom  
Attn.: Corporate Trust Administration  
BNYM.structured.finance.team.8@bnymellon.com

##### **Issuer Account Bank:**

**Bank of New York Mellon, Frankfurt Branch**  
Friedrich-Ebert-Anlage 49, Messeturm  
60327 Frankfurt am Main  
Germany  
Attn.: Corporate Trust Administrator  
BNYM.Structured.Finance.Team.8@bnymellon.com

##### **Data Trustee:**

**Bank of New York Mellon, Frankfurt Branch**  
Friedrich-Ebert-Anlage 46, Messeturm  
60327 Frankfurt am Main  
Germany  
Attn.: Corporate Trust Administration  
BNYM.structured.finance.team.8@bnymellon.com

# Compartment German Auto Loans 7

## Monthly Investor Report



|                 |   |
|-----------------|---|
| Reporting Date  | Mar 09, 2018                                |
| Payment Date    | Mar 20, 2018                                |
| Period No       | 5   |
| Monthly Period  | Feb 28, 2018                                |
| Interest Period | From Feb 20, 2018 to Mar 20, 2018 = 28 days |

### **1. Contact Information**

#### **Transaction Parties**

##### **Swap Counterparty:**

##### **Skandinaviska Enskilda Banken AB (publ)**

Kungsträdgårdsgatan 8  
SE-106 40 Stockholm  
Sweden  
docunit@seb.se

##### **Rating Agencies:**

##### **Fitch Ratings Ltd**

30 North Colonnade, Canary Wharf  
E14 5GN London  
United Kingdom  
ABSsurveillance@fitchratings.com

##### **Moody's Investors Service Limited**

One Canada Square, Canary Wharf  
E14 5FH London  
United Kingdom  
monitor.abs@moodys.com

# Compartment German Auto Loans 7

## Monthly Investor Report



|                 |   |
|-----------------|---|
| Reporting Date  | Mar 09, 2018                                |
| Payment Date    | Mar 20, 2018                                |
| Period No       | 5   |
| Monthly Period  | Feb 28, 2018                                |
| Interest Period | From Feb 20, 2018 to Mar 20, 2018 = 28 days |

## 2. Reporting Contact Details

### Contact for Servicer Report (Portfolio related information in Investor Report)

#### Contact for Investor Reporting:

#### **BMW Bank GmbH**

Heidemannstrasse 164  
80939 Munich  
Germany

Attn.: Anne Schoen

abs.bmwgroup@bmw.de  
+49-89-382-13846

Attn.: Michael Dalchow

abs.bmwgroup@bmw.de  
+49-89-382-53070

#### Calculation Agent:

#### **Bank of New York Mellon, London Branch**

One Canada Square  
E14 5AL London  
United Kingdom

Attn.: Corporate Trust Administration  
BNYM.structured.finance.team.8@bnymellon.com

# Compartment German Auto Loans 7

## Monthly Investor Report



### **3. Counterparty History**

**Replacement Party to be added if applicable**

|                 |   |
|-----------------|---|
| Reporting Date  | Mar 09, 2018                                |
| Payment Date    | Mar 20, 2018                                |
| Period No       | 5   |
| Monthly Period  | Feb 28, 2018                                |
| Interest Period | From Feb 20, 2018 to Mar 20, 2018 = 28 days |

**Compartment German Auto Loans 7**  
**Monthly Investor Report**



|                 |              |              |                           |
|-----------------|--------------|--------------|---------------------------|
| Reporting Date  | Mar 09, 2018 |              |                           |
| Payment Date    | Mar 20, 2018 |              |                           |
| Period No       | 5            |              |                           |
| Monthly Period  | Feb 28, 2018 |              |                           |
| Interest Period | From         | Feb 20, 2018 | to Mar 20, 2018 = 28 days |

**4. Overview Dates**

|   |            |                             |            |
|---|------------|-----------------------------|------------|
| <b>Initial Cut-Off Date:</b>                  | 30/09/2017 |                             |            |
| <b>Issue Date:</b>                            | 18/10/2017 | <b>Legal Maturity Date:</b> | 20/10/2024 |
| <b>Reporting Date</b>                         | 09/03/2018 |                             |            |
| <b>Investor Reporting Date</b>                | 16/03/2018 |                             |            |
| <b>Interest Determination Date</b>            | 16/02/2018 |                             |            |
| <b>Reporting Frequency:</b>                   | monthly    |                             |            |
| <b>Monthly Period No. (since Issue Date):</b> | 5          | <b>(since Issue Date)</b>   |            |
| <b>Payment Date:</b>                          | 20/03/2018 |                             |            |
| <b>Next Payment Date</b>                      | 20/04/2018 |                             |            |
| <b>Monthly Period:</b>                        | 01/02/2018 | <b>until</b>                | 28/02/2018 |



# Compartment German Auto Loans 7

## Monthly Investor Report



|                 |              |              |                           |
|-----------------|--------------|--------------|---------------------------|
| Reporting Date  | Mar 09, 2018 |              |                           |
| Payment Date    | Mar 20, 2018 |              |                           |
| Period No       | 5            |              |                           |
| Monthly Period  | Feb 28, 2018 |              |                           |
| Interest Period | From         | Feb 20, 2018 | to Mar 20, 2018 = 28 days |

### 5. Portfolio information

|   | current period                                 | prior period                                   |
|---|--|--|
| <b>Outstanding receivables in EUR</b>     | <b>Aggregate outstanding principal balance</b> | <b>Aggregate outstanding principal balance</b> |
| <b>Beginning of period in EUR</b>         | 967,957,659.65                                 | 995,994,140.23                                 |
| Scheduled principal payments in EUR       | 16,956,898.28                                  | 16,857,779.43                                  |
| Prepayment* principal in EUR              | 9,060,877.47                                   | 9,565,033.70                                   |
| Prepayments* number of contracts          | 628  | 604  |
| Repurchases* principal in EUR             | 1,383,843.73                                   | 1,577,843.67                                   |
| Repurchases* number of contracts          | 75   | 95   |
| <b>Total principal collections in EUR</b> | 27,401,619.48                                  | 28,000,656.80                                  |
| <b>Total interest collections in EUR</b>  | 2,549,101.97                                   | 2,624,167.24                                   |
| <b>Defaulted Amounts in EUR</b>           | 22,652.92                                      | 35,823.78                                      |
| <b>Late Recoveries in EUR</b>             | 1,283.16                                       | 0.00   |
| <b>End of Period in EUR</b>               | 940,533,387.25                                 | 967,957,659.65                                 |
| Current prepayment rate (annualised) in % | 10.85  | 11.11  |

\* Prepayments are defined as all contracts that are early settled by the borrower and repurchases are defined as all contracts that are repurchased due to modification of contract.

# Compartment German Auto Loans 7

## Monthly Investor Report



|                 |              |              |    |                        |
|-----------------|--------------|--------------|----|------------------------|
| Reporting Date  | Mar 09, 2018 |              |    |                        |
| Payment Date    | Mar 20, 2018 |              |    |                        |
| Period No       | 5            |              |    |                        |
| Monthly Period  | Feb 28, 2018 |              |    |                        |
| Interest Period | From         | Feb 20, 2018 | to | Mar 20, 2018 = 28 days |

### 6. Reserves

#### Aggregate outstanding notes balance

Initial outstanding notes balance in EUR 1,075,300,000.00

| Cash Reserve                                 | in % | in EUR       |
|--|------|--------------|
| Outstanding cash reserve beginning of period |      | 5,380,000.00 |
| Interest on cash reserve - previous period   |      | 0.00         |
| Required cash reserve                        |      | 5,380,000.00 |
| Outstanding cash reserve end of period       |      | 5,380,000.00 |

| Triggers*           |               |         |                        |     |         |      |                |    |
|---------------------|---------------|---------|------------------------|-----|---------|------|----------------|----|
| Reserves            | Current ratio | Trigger | Required Rating BMW AG |     |         |      | Trigger Breach |    |
|                     |               |         | Fitch                  | S&P | Moody's | DBRS |                |    |
| Commingling Reserve |               |         | Long Term              | A   | N/A     | A2   | N/A            | no |
|                     |               |         | Short Term             | F1  | N/A     | P-1  | N/A            |    |

\* Breach of one of these triggers in conjunction with any other event as set out in the Servicing Agreement and / or the Receivables Purchase Agreement will oblige BMW Bank GmbH to post additional cash collateral. The Reserves will be adjusted on a monthly basis and shall be deposited in the Issuer Account and exclusively reserved to cover risks.

| Commingling Reserve                           | in EUR |
|---|--------|
| Outstanding Commingling Reserve end of period | 0.00   |

**Set-Off Risk (current ratio): 0,00%**



|                 |   |
|-----------------|---|
| Reporting Date  | Mar 09, 2018                                |
| Payment Date    | Mar 20, 2018                                |
| Period No       | 5   |
| Monthly Period  | Feb 28, 2018                                |
| Interest Period | From Feb 20, 2018 to Mar 20, 2018 = 28 days |

**7. Performance data**

**Aggregate outstanding notes balance**

|                              |                |
|------------------------------|----------------|
| Beginning of period (in EUR) | 957,750,244.85 |
| End of period (in EUR)       | 927,928,286.32 |

**Ratios**

| <b>31- 60 days past due</b>                        | (in EUR)   | (in %) |
|--|------------|--------|
| 31- 60 days past due period before previous period | 924,546.79 | 0.09   |
| 31- 60 days past due previous period               | 609,321.06 | 0.06   |
| 31- 60 days past due current period                | 527,925.95 | 0.06   |

| <b>61- 90 days past due</b>                        | (in EUR)   | (in %) |
|--|------------|--------|
| 61- 90 days past due period before previous period | 74,589.12  | 0.01   |
| 61- 90 days past due previous period               | 249,539.42 | 0.03   |
| 61- 90 days past due current period                | 350,062.12 | 0.04   |

| <b>Cumulative net loss ratio</b> | <b>Current ratio</b> |
|----------------------------------|----------------------|
| Cumulative net loss ratio (in %) | 0.01                 |

**Performance data**

|   |            |
|---|------------|
| Number of contracts being 31 - 60 days delinquent           | 28         |
| Number of contracts being 61 - 90 days delinquent           | 13         |
| Balance of contracts being 31 - 60 days delinquent (in EUR) | 527,925.95 |
| Balance of contracts being 61 - 90 days delinquent (in EUR) | 350,062.12 |
| Defaulted amounts (in EUR)                                  | 22,652.92  |
| Cumulative defaulted amounts (in EUR)                       | 58,683.13  |
| Recoveries (in EUR)   | 61,520.07  |
| Cumulative recoveries (in EUR)                              | 113,203.25 |

# Compartment German Auto Loans 7

## Monthly Investor Report



|                 |              |              |                           |
|-----------------|--------------|--------------|---------------------------|
| Reporting Date  | Mar 09, 2018 |              |                           |
| Payment Date    | Mar 20, 2018 |              |                           |
| Period No       | 5            |              |                           |
| Monthly Period  | Feb 28, 2018 |              |                           |
| Interest Period | From         | Feb 20, 2018 | to Mar 20, 2018 = 28 days |

### 8. Defaulted Amount & Recovery Amount

(as at end of Monthly Period)

| Collection Period | Number of Defaulted Agreements in Collection Period | Defaulted Amount in Collection Period (in EUR) | Aggregate Defaulted Amount since Initial Cut-Off Date (in EUR) | Purchased Amount of New Receivables (in EUR) | Aggregate Amount of Purchased Receivables (in EUR) | Cumulative Net Loss Ratio (in %) | Recovery Amount in Collection Period (in EUR) | Cumulative Recovery Amount (in EUR) |
|-------------------|---|--|--|--|--|----------------------------------|---|-------------------------------------|
| Sept - 17         | 0   | n/a  | n/a  | 1,075,299,885.33                             | 1,075,299,885.33                                   | n/a                              | n/a   | n/a                                 |
| Oct - 17          | 12  | 62.01  | 62.01  | 0.00   | 1,075,299,885.33                                   | 0.00                             | 0.00  | 0.00                                |
| Nov - 17          | 18  | 79.32  | 141.33   | 0.00   | 1,075,299,885.33                                   | 0.00                             | 0.00  | 0.00                                |
| Dec - 17          | 17  | 65.10  | 206.43   | 0.00   | 1,075,299,885.33                                   | 0.00                             | 0.00  | 0.00                                |
| Jan - 18          | 20  | 35,823.78                                      | 36,030.21  | 0.00   | 1,075,299,885.33                                   | 0.00                             | 51,683.18                                     | 51,683.18                           |
| Feb - 18          | 18  | 22,652.92                                      | 58,683.13  | 0.00   | 1,075,299,885.33                                   | 0.01                             | 61,520.07                                     | 113,203.25                          |

### 9. Defaulted Amount & Recovery Amount - Loan Level Data\*

|    | Month / Year of Default | Month / Year of Loan Origination | Principal Balance (Initial in EUR) | Principal Balance of Loan at Default (in EUR) | Recovery Total (in EUR) | Principal Balance End of Period (in EUR) | Object Type (new / used) | Vehicle Series                    | Customer Type (private / commercial) | Out of Deal (Month / Year) |
|----|-------------------------|----------------------------------|------------------------------------|---|-------------------------|--|--------------------------|-----------------------------------|--------------------------------------|----------------------------|
| 1  | Jan - 18                | Sept - 14                        | 16,351.13                          | 16,351.13                                     | 12,044.87               | 4,306.26                                 | Used                     | 5 Series                          | Commercial                           |                            |
| 2  | Jan - 18                | June - 13                        | 12,963.55                          | 12,963.55                                     | 9,235.00                | 3,728.55                                 | Used                     | 5 Series                          | Private                              |                            |
| 3  | Jan - 18                | June - 17                        | 4,814.49                           | 4,678.96                                      | 3,733.32                | 945.64                                   | Used                     | 3 Series                          | Private                              |                            |
| 4  | Jan - 18                | Feb - 16                         | 15,652.00                          | 15,652.00                                     | 8,583.73                | 7,068.27                                 | Used                     | X1 Series                         | Commercial                           |                            |
| 5  | Jan - 18                | May - 17                         | 38,255.90                          | 37,796.02                                     | 19,369.42               | 18,426.60                                | Used                     | 5 Series                          | Commercial                           |                            |
| 6  | Feb - 18                | Jan - 17                         | 13,015.36                          | 13,015.36                                     | 8,918.70                | 4,096.66                                 | Used                     | 3 Series                          | Commercial                           |                            |
| 7  | Feb - 18                | Sept - 15                        | 16,194.30                          | 15,610.51                                     | 10,660.30               | 4,950.21                                 | Used                     | Non BMW Group (incl. Motorcycles) | Commercial                           |                            |
| 8  | Feb - 18                | Apr - 16                         | 18,392.34                          | 18,392.34                                     | 14,135.00               | 4,257.34                                 | New                      | 1 Series                          | Private                              |                            |
| 9  | Feb - 18                | July - 16                        | 26,755.60                          | 26,145.58                                     | 18,020.29               | 8,125.29                                 | Used                     | 5 Series                          | Commercial                           |                            |
| 10 | Feb - 18                | Feb - 17                         | 9,447.90                           | 9,295.57                                      | 8,515.46                | 780.11                                   | Used                     | Other BMW Group                   | Private                              |                            |
| 11 | Feb - 18                | Aug - 16                         | 12,385.40                          | 361.40  | -12.84                  | 374.24                                   | Used                     | MINI                              | Commercial                           |                            |

\*Applicable only if loans have defaulted. Does not include defaulted amounts less than 10 EUR.

# Compartment German Auto Loans 7

## Monthly Investor Report



|                 |              |              |    |                        |
|-----------------|--------------|--------------|----|------------------------|
| Reporting Date  | Mar 09, 2018 |              |    |                        |
| Payment Date    | Mar 20, 2018 |              |    |                        |
| Period No       | 5            |              |    |                        |
| Monthly Period  | Feb 28, 2018 |              |    |                        |
| Interest Period | From         | Feb 20, 2018 | to | Mar 20, 2018 = 28 days |

### 10. Outstanding note balance

| 1. Note balance  | All Notes                  | Class A              | Class B                    |                      |
|--|----------------------------|----------------------|----------------------------|----------------------|
| <b>Initial note information for Class</b>                    |                            |                      |                            |                      |
| ISIN code  |                            | XS1683494592         | XS1683494915               |                      |
| Currency   |                            | EUR                  | EUR                        |                      |
| Legal final maturity   |                            | Oct 2024             | Oct 2024                   |                      |
| Rating (Fitch / Moody's / S&P/DBRS)                          |                            | AAA/Aaa/N/A/N/A      | N/A/N/A/N/A/N/A            |                      |
| Initial notes aggregate principal outstanding balance in EUR | 1,075,300,000.00           | 1,000,000,000.00     | 75,300,000.00              |                      |
| Nominal amount per note in EUR                               |                            | 100,000.00           | 100,000.00                 |                      |
| Initial number of notes per class in EUR                     |                            | 10,000               | 753                        |                      |
| <b>Current Note Information</b>                              |                            |                      |                            |                      |
| Notes aggregate principal outstanding balance in EUR - BoP   | 957,750,244.85             | 882,450,244.85       | 75,300,000.00              |                      |
| Available distribution amount in EUR                         | 35,332,004.61              |                      |                            |                      |
| Redemption per class in EUR                                  |                            | 29,821,958.53        | 0,00                       |                      |
| Redemption per note in EUR                                   |                            | 2,982.20             | 0.00                       |                      |
| Notes aggregate principal outstanding balance in EUR - EoP   | 927,928,286.32             | 852,628,286.32       | 75,300,000.00              |                      |
| Current pool factor  |                            | 0.85                 | 1.00                       |                      |
| 2. Payments to investor per note                             |                            | Class A              | Class B                    |                      |
| Interest Type  |                            | Floating Rate        | Fixed Rate                 |                      |
| Reference Rate   |                            | 1M_EURIBOR           | NONE                       |                      |
| Actual Interest Rate   |                            | -0.369%              | NONE                       |                      |
| Spread   |                            | 0.400%               | NONE                       |                      |
| Coupon   |                            | 0.031%               | 1.000%                     |                      |
| Day count fraction   |                            | Actual/360           | Actual/360                 |                      |
| Interest days  |                            | 28 days              | 28 days                    |                      |
| Principal outstanding per note in EUR - BoP                  |                            | 88,245.02            | 100,000.00                 |                      |
| Principal repayment per note in EUR                          |                            | 2,982.20             | 0.00                       |                      |
| Principal outstanding per note in EUR - EoP                  |                            | 85,262.83            | 100,000.00                 |                      |
| Interest payment per Note in EUR                             |                            | 2.13                 | 77.78                      |                      |
| 3. Credit enhancement  | Initial Period<br>(in EUR) | Initial CE<br>(in %) | Current Period<br>(in EUR) | Current CE<br>(in %) |
| Class A  | 1,000,000,000.00           | 7.50                 | 852,628,286.32             | 9.92                 |
| Class B  | 75,300,000.00              | 0.50                 | 75,300,000.00              | 1.91                 |
| Cash Reserve (+ Overcollateralisation)                       | 5,379,885.33               | 0.00                 | 17,985,100.93              | 0.00                 |

"In its capacity as originator and lender, BMW Bank GmbH complies with the retention requirement of a material net economic interest in accordance with Art. 405 CRR. A minimum of 5.0% of the net economic interest will be retained throughout the life of the transaction in form of retention of the Class B Notes and the Subordinated Loan."

# Compartment German Auto Loans 7

## Monthly Investor Report



|                 |   |
|-----------------|---|
| Reporting Date  | Mar 09, 2018                                |
| Payment Date    | Mar 20, 2018                                |
| Period No       | 5   |
| Monthly Period  | Feb 28, 2018                                |
| Interest Period | From Feb 20, 2018 to Mar 20, 2018 = 28 days |

### 10. Outstanding note balance

#### **4. Clean-Up Call Option**

If the aggregate outstanding principal balance has been reduced to less than 10% of the aggregate outstanding principal balance at the Issue Date, the seller will have the option under the receivables purchase Agreement to acquire all outstanding purchased receivables.

Aggregate outstanding principal balance at end of period (in EUR)

940,533,387.25

Clean-Up option exercisable

No

# Compartment German Auto Loans 7

## Monthly Investor Report



|                 |              |              |    |                        |
|-----------------|--------------|--------------|----|------------------------|
| Reporting Date  | Mar 09, 2018 |              |    |                        |
| Payment Date    | Mar 20, 2018 |              |    |                        |
| Period No       | 5            |              |    |                        |
| Monthly Period  | Feb 28, 2018 |              |    |                        |
| Interest Period | From         | Feb 20, 2018 | to | Mar 20, 2018 = 28 days |

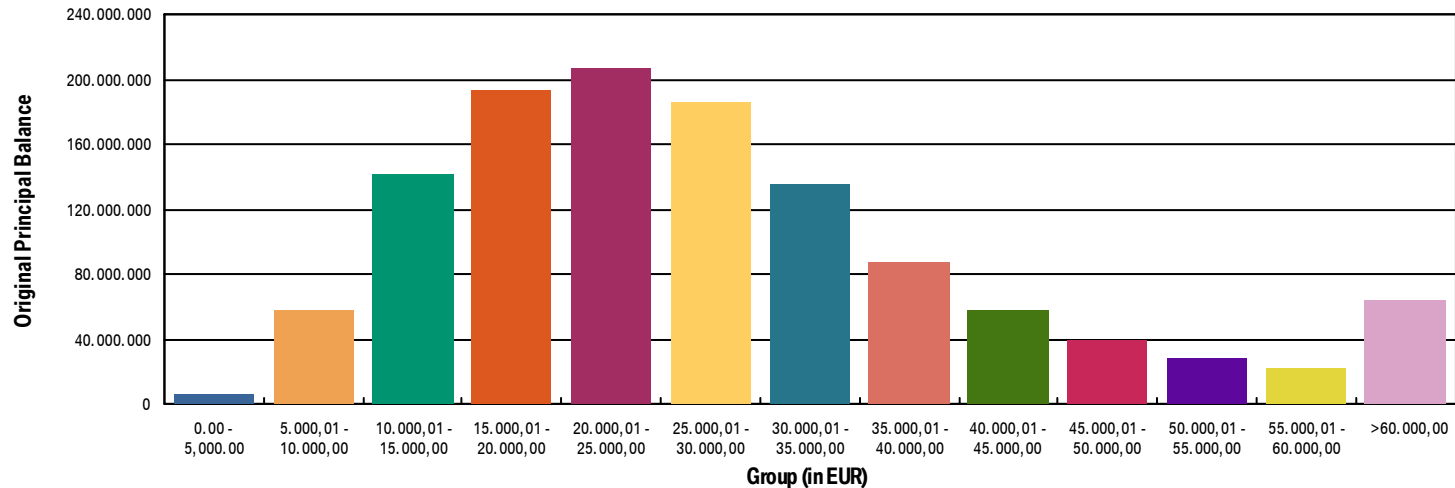
### 11. Original Principal Balance

Initial Portfolio as of origination of contract

| Group (in EUR)<br>(by Original Principal Balance) | Original principal balance<br>(in EUR) | Original Principal Balance<br>(in % of total) | Number<br>of Contracts | Number of Contracts<br>(in % of total) |
|---|--|---|------------------------|--|
| 0.00 - 5,000.00                                   | 6,952,214.98                           | 0.56  | 1,832                  | 3.15                                   |
| 5.000,01 - 10.000,00                              | 58,611,633.89                          | 4.75  | 7,457                  | 12.82                                  |
| 10.000,01 - 15.000,00                             | 142,071,546.45                         | 11.53   | 11,224                 | 19.29                                  |
| 15.000,01 - 20.000,00                             | 193,930,803.12                         | 15.73   | 11,075                 | 19.04                                  |
| 20.000,01 - 25.000,00                             | 206,957,002.69                         | 16.79   | 9,215                  | 15.84                                  |
| 25.000,01 - 30.000,00                             | 186,569,339.49                         | 15.14   | 6,810                  | 11.71                                  |
| 30.000,01 - 35.000,00                             | 135,414,459.95                         | 10.99   | 4,186                  | 7.20                                   |
| 35.000,01 - 40.000,00                             | 88,286,985.15                          | 7.16  | 2,362                  | 4.06                                   |
| 40.000,01 - 45.000,00                             | 58,732,363.84                          | 4.76  | 1,387                  | 2.38                                   |
| 45.000,01 - 50.000,00                             | 39,196,107.70                          | 3.18  | 826                    | 1.42                                   |
| 50.000,01 - 55.000,00                             | 28,713,754.16                          | 2.33  | 547                    | 0.94                                   |
| 55.000,01 - 60.000,00                             | 22,818,800.56                          | 1.85  | 397                    | 0.68                                   |
| > 60.000,00                                       | 64,430,047.86                          | 5.23  | 858                    | 1.47                                   |
| <b>Total</b>                                      | <b>1,232,685,059.84</b>                | <b>100.00</b>                                 | <b>58,176</b>          | <b>100.00</b>                          |

|          |            |
|----------|------------|
| Average: | 21,188.89  |
| Min:     | 1,000.00   |
| Max:     | 268,086.77 |

11a. Original Principal Balance (graph)



# Compartment German Auto Loans 7

## Monthly Investor Report



|                 |              |              |    |                        |
|-----------------|--------------|--------------|----|------------------------|
| Reporting Date  | Mar 09, 2018 |              |    |                        |
| Payment Date    | Mar 20, 2018 |              |    |                        |
| Period No       | 5            |              |    |                        |
| Monthly Period  | Feb 28, 2018 |              |    |                        |
| Interest Period | From         | Feb 20, 2018 | to | Mar 20, 2018 = 28 days |

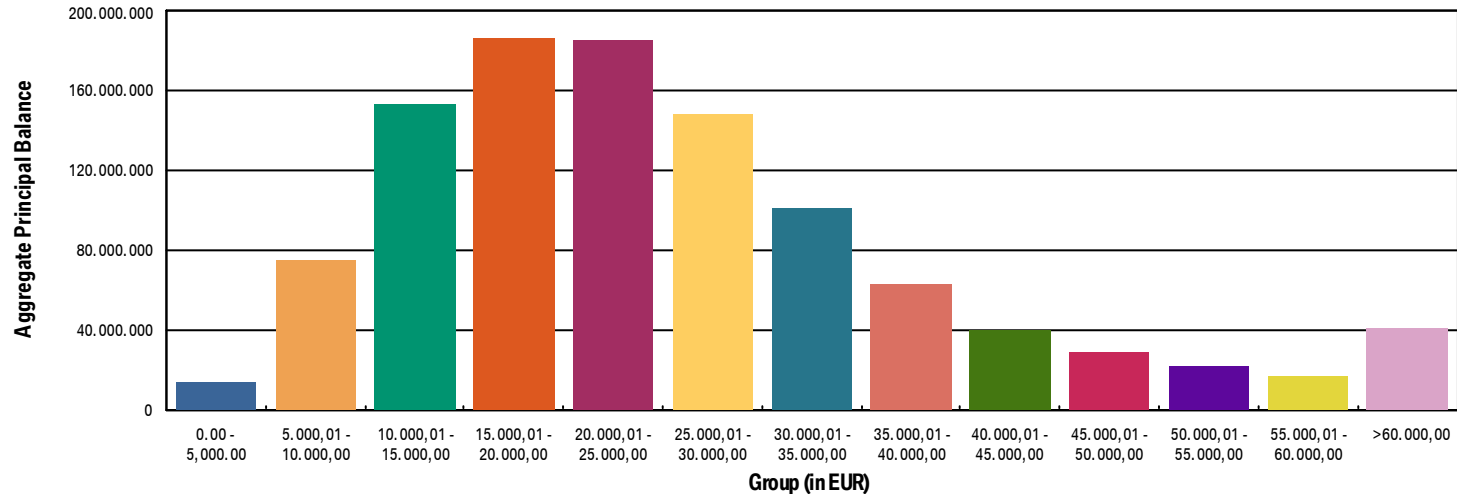
### 12. Aggregate Principal Balance

Initial Portfolio

| Group (in EUR)        | Aggregate Principal Balance (in EUR) | Aggregate Principal Balance (in % of total) | Number of Contracts | Number of Contracts (in % of total) |
|-----------------------|--------------------------------------|---|---------------------|-------------------------------------|
| 0.00 - 5,000.00       | 13,572,816.24                        | 1.26  | 4,004               | 6.88                                |
| 5.000,01 - 10.000,00  | 75,260,397.46                        | 7.00  | 9,826               | 16.89                               |
| 10.000,01 - 15.000,00 | 153,093,033.88                       | 14.24                                       | 12,241              | 21.04                               |
| 15.000,01 - 20.000,00 | 186,664,077.90                       | 17.36                                       | 10,717              | 18.42                               |
| 20.000,01 - 25.000,00 | 185,595,994.12                       | 17.26                                       | 8,295               | 14.26                               |
| 25.000,01 - 30.000,00 | 148,704,876.29                       | 13.83                                       | 5,446               | 9.36                                |
| 30.000,01 - 35.000,00 | 100,939,663.59                       | 9.39  | 3,135               | 5.39                                |
| 35.000,01 - 40.000,00 | 62,681,849.04                        | 5.83  | 1,683               | 2.89                                |
| 40.000,01 - 45.000,00 | 40,143,393.57                        | 3.73  | 951                 | 1.63                                |
| 45.000,01 - 50.000,00 | 29,364,008.53                        | 2.73  | 620                 | 1.07                                |
| 50.000,01 - 55.000,00 | 21,734,531.84                        | 2.02  | 415                 | 0.71                                |
| 55.000,01 - 60.000,00 | 16,627,329.18                        | 1.55  | 290                 | 0.50                                |
| > 60.000,00           | 40,917,913.69                        | 3.81  | 553                 | 0.95                                |
| <b>Total</b>          | <b>1,075,299,885.33</b>              | <b>100.00</b>                               | <b>58,176</b>       | <b>100.00</b>                       |

|          |            |
|----------|------------|
| Average: | 18,483.57  |
| Min:     | 197.19     |
| Max:     | 234,727.59 |

12a. Aggregate Principal Balance (graph)





# Compartment German Auto Loans 7

## Monthly Investor Report



|                 |              |              |    |                        |
|-----------------|--------------|--------------|----|------------------------|
| Reporting Date  | Mar 09, 2018 |              |    |                        |
| Payment Date    | Mar 20, 2018 |              |    |                        |
| Period No       | 5            |              |    |                        |
| Monthly Period  | Feb 28, 2018 |              |    |                        |
| Interest Period | From         | Feb 20, 2018 | to | Mar 20, 2018 = 28 days |

### 13. Aggregate Outstanding Principal Balance

Portfolio as of: Feb 28, 2018

| Group<br>(in EUR)     | Aggregate Outstanding<br>Principal Balance<br>(in EUR) | Aggregate Outstanding<br>Principal Balance<br>(in % of total) | Number<br>of Contracts | Number of Contracts<br>(in % of total) |
|-----------------------|--|---|------------------------|--|
| 0.00 - 5,000.00       | 14,767,465.59  | 1.57  | 7,002                  | 12.48                                  |
| 5.000,01 - 10.000,00  | 74,463,191.18  | 7.92  | 9,715                  | 17.31                                  |
| 10.000,01 - 15.000,00 | 143,544,997.38   | 15.26   | 11,507                 | 20.51                                  |
| 15.000,01 - 20.000,00 | 171,535,700.00   | 18.24   | 9,859                  | 17.57                                  |
| 20.000,01 - 25.000,00 | 164,697,528.66   | 17.51   | 7,373                  | 13.14                                  |
| 25.000,01 - 30.000,00 | 126,629,411.14   | 13.46   | 4,640                  | 8.27                                   |
| 30.000,01 - 35.000,00 | 79,831,912.16  | 8.49  | 2,478                  | 4.42                                   |
| 35.000,01 - 40.000,00 | 49,821,588.89  | 5.30  | 1,336                  | 2.38                                   |
| 40.000,01 - 45.000,00 | 30,673,276.26  | 3.26  | 725                    | 1.29                                   |
| 45.000,01 - 50.000,00 | 24,335,233.16  | 2.59  | 514                    | 0.92                                   |
| 50.000,01 - 55.000,00 | 17,506,158.35  | 1.86  | 334                    | 0.60                                   |
| 55.000,01 - 60.000,00 | 12,564,824.50  | 1.34  | 219                    | 0.39                                   |
| > 60.000,00           | 30,162,099.98  | 3.21  | 411                    | 0.73                                   |
| <b>Total</b>          | <b>940,533,387.25</b>                                  | <b>100.00</b>   | <b>56,113</b>          | <b>100.00</b>                          |

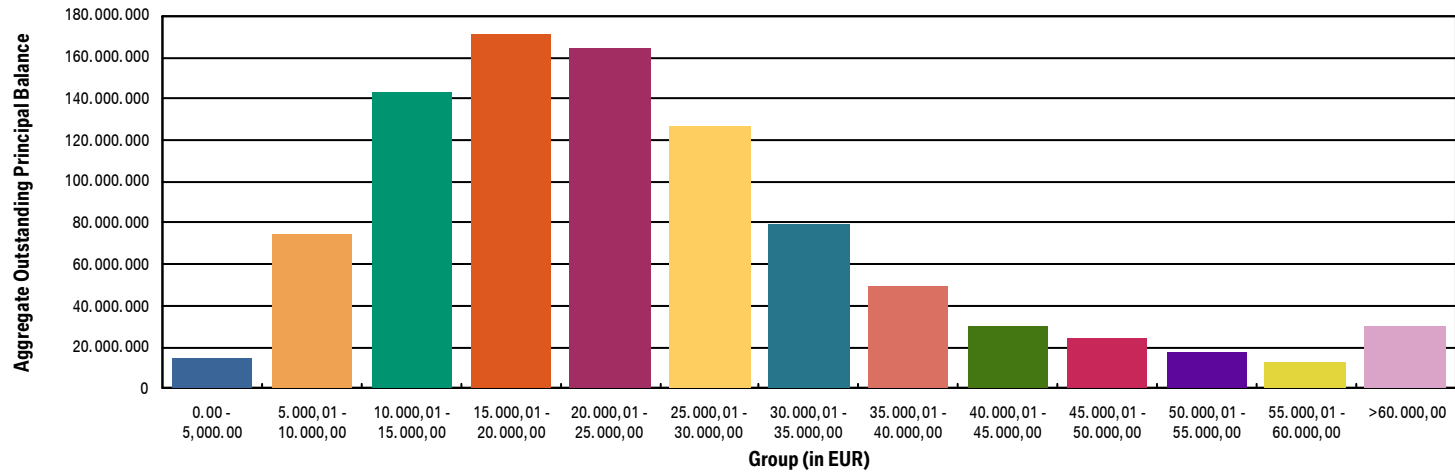
|      |            |
|------|------------|
| WA:  | 16,761.42  |
| Min: | 0.00       |
| Max: | 213,430.79 |

**Compartment German Auto Loans 7**  
**Monthly Investor Report**



|                 |              |              |    |                        |
|-----------------|--------------|--------------|----|------------------------|
| Reporting Date  | Mar 09, 2018 |              |    |                        |
| Payment Date    | Mar 20, 2018 |              |    |                        |
| Period No       | 5            |              |    |                        |
| Monthly Period  | Feb 28, 2018 |              |    |                        |
| Interest Period | From         | Feb 20, 2018 | to | Mar 20, 2018 = 28 days |

**13a. Aggregate Outstanding Principal Balance (graph)**



# Compartment German Auto Loans 7

## Monthly Investor Report



|                 |              |              |    |              |           |
|-----------------|--------------|--------------|----|--------------|-----------|
| Reporting Date  | Mar 09, 2018 |              |    |              |           |
| Payment Date    | Mar 20, 2018 |              |    |              |           |
| Period No       | 5            |              |    |              |           |
| Monthly Period  | Feb 28, 2018 |              |    |              |           |
| Interest Period | From         | Feb 20, 2018 | to | Mar 20, 2018 | = 28 days |

### 14. Down Payments

Portfolio as of: Feb 28, 2018

| Down Payment          | Aggregate Outstanding Principal Balance (in EUR) | Aggregate Outstanding Principal Balance (in % of total) | Number of Contracts | Number of Contracts (in % of total) | Down Payment/ Purchase Price (in %) |
|-----------------------|--|---|---------------------|-------------------------------------|-------------------------------------|
| No Down Payment       | 234,729,812.85                                   | 24.96   | 15,050              | 26.82                               | 0.00                                |
| <=1000                | 17,495,460.47                                    | 1.86  | 1,316               | 2.35                                | 4.65                                |
| 1.000,01 - 2.000,00   | 44,497,993.75                                    | 4.73  | 3,091               | 5.51                                | 8.94                                |
| 2.000,01 - 3.000,00   | 57,748,142.54                                    | 6.14  | 3,965               | 7.07                                | 12.94                               |
| 3.000,01 - 4.000,00   | 56,563,681.08                                    | 6.01  | 3,883               | 6.92                                | 16.69                               |
| 4.000,01 - 5.000,00   | 89,742,452.78                                    | 9.54  | 5,351               | 9.54                                | 18.47                               |
| 5.000,01 - 6.000,00   | 52,234,376.38                                    | 5.55  | 3,110               | 5.54                                | 20.87                               |
| 6.000,01 - 7.000,00   | 48,981,004.11                                    | 5.21  | 2,828               | 5.04                                | 22.82                               |
| 7.000,01 - 8.000,00   | 46,791,163.70                                    | 4.97  | 2,593               | 4.62                                | 24.44                               |
| 8.000,01 - 9.000,00   | 25,539,481.23                                    | 2.72  | 1,460               | 2.60                                | 26.29                               |
| 9.000,01 - 10.000,00  | 76,357,565.06                                    | 8.12  | 3,952               | 7.04                                | 27.61                               |
| 10.000,01 - 11.000,00 | 17,930,729.42                                    | 1.91  | 869                 | 1.55                                | 27.20                               |
| 11.000,01 - 12.000,00 | 21,996,959.37                                    | 2.34  | 1,103               | 1.97                                | 29.57                               |
| 12.000,01 - 13.000,00 | 15,076,443.97                                    | 1.60  | 760                 | 1.35                                | 30.95                               |
| 13.000,01 - 14.000,00 | 12,971,117.72                                    | 1.38  | 672                 | 1.20                                | 32.89                               |
| 14.000,01 - 15.000,00 | 33,269,318.98                                    | 3.54  | 1,670               | 2.98                                | 34.74                               |
| > 15.000,00           | 88,607,683.84                                    | 9.42  | 4,440               | 7.91                                | 41.27                               |
| <b>Total</b>          | <b>940,533,387.25</b>                            | <b>100.00</b>   | <b>56,113</b>       | <b>100.00</b>                       | <b>17.87</b>                        |

|  |           |
|--|-----------|
| Minimum Down Payment:                                      | 61.07     |
| Maximum Down Payment:                                      | 93,505.30 |
| Average Down Payment:                                      | 5,936.86  |
| Average Down Payment (customers that made a Down Payment): | 8,112.77  |

# Compartment German Auto Loans 7

## Monthly Investor Report



|                 |              |              |    |                        |
|-----------------|--------------|--------------|----|------------------------|
| Reporting Date  | Mar 09, 2018 |              |    |                        |
| Payment Date    | Mar 20, 2018 |              |    |                        |
| Period No       | 5            |              |    |                        |
| Monthly Period  | Feb 28, 2018 |              |    |                        |
| Interest Period | From         | Feb 20, 2018 | to | Mar 20, 2018 = 28 days |

### 15. Borrower Concentration

Portfolio as of: Feb 28, 2018

| Borrower (Top 20)              | Aggregate Outstanding Principal Balance (in EUR) | Aggregate Outstanding Principal Balance (in % of total) | Number of Contracts | Number of Contracts (in % of total) |
|--------------------------------|--|---|---------------------|-------------------------------------|
| 1                              | 885,117.32                                       | 0.09  | 44                  | 0.08                                |
| 2                              | 840,038.76                                       | 0.09  | 19                  | 0.03                                |
| 3                              | 496,965.41                                       | 0.05  | 29                  | 0.05                                |
| 4                              | 351,875.95                                       | 0.04  | 7                   | 0.01                                |
| 5                              | 346,799.46                                       | 0.04  | 11                  | 0.02                                |
| 6                              | 218,905.13                                       | 0.02  | 2                   | 0.00                                |
| 7                              | 213,430.79                                       | 0.02  | 1                   | 0.00                                |
| 8                              | 206,171.69                                       | 0.02  | 14                  | 0.02                                |
| 9                              | 197,809.79                                       | 0.02  | 2                   | 0.00                                |
| 10                             | 188,051.39                                       | 0.02  | 1                   | 0.00                                |
| 11                             | 176,610.37                                       | 0.02  | 1                   | 0.00                                |
| 12                             | 171,389.49                                       | 0.02  | 1                   | 0.00                                |
| 13                             | 165,160.06                                       | 0.02  | 10                  | 0.02                                |
| 14                             | 164,261.83                                       | 0.02  | 19                  | 0.03                                |
| 15                             | 163,354.75                                       | 0.02  | 3                   | 0.01                                |
| 16                             | 162,932.98                                       | 0.02  | 1                   | 0.00                                |
| 17                             | 155,670.53                                       | 0.02  | 2                   | 0.00                                |
| 18                             | 154,667.42                                       | 0.02  | 4                   | 0.01                                |
| 19                             | 153,604.53                                       | 0.02  | 2                   | 0.00                                |
| 20                             | 152,764.43                                       | 0.02  | 2                   | 0.00                                |
| <b>Total</b>                   | <b>5,565,582.08</b>                              | <b>0.59</b>   | <b>175</b>          | <b>0.31</b>                         |
| <b>Total Portfolio Balance</b> | <b>940,533,387.25</b>                            |   |                     |                                     |

# Compartment German Auto Loans 7

## Monthly Investor Report



|                 |   |
|-----------------|---|
| Reporting Date  | Mar 09, 2018                                |
| Payment Date    | Mar 20, 2018                                |
| Period No       | 5   |
| Monthly Period  | Feb 28, 2018                                |
| Interest Period | From Feb 20, 2018 to Mar 20, 2018 = 28 days |

### 16. Geographical Distribution

#### Initial Portfolio

| Post code area   | Aggregate Principal Balance<br>(in EUR) | Aggregate Principal Balance<br>(in % of total) | Number<br>of Contracts | Number of contracts<br>(in % of total) |
|------------------|---|--|------------------------|--|
| post code area 0 | 60,077,202.26                           | 5.59   | 3,214                  | 5.52                                   |
| post code area 1 | 61,378,550.20                           | 5.71   | 3,176                  | 5.46                                   |
| post code area 2 | 99,202,184.48                           | 9.23   | 5,354                  | 9.20                                   |
| post code area 3 | 101,570,427.34                          | 9.45   | 5,572                  | 9.58                                   |
| post code area 4 | 123,361,453.69                          | 11.47  | 6,787                  | 11.67                                  |
| post code area 5 | 116,364,864.70                          | 10.82  | 6,367                  | 10.94                                  |
| post code area 6 | 135,978,558.12                          | 12.65  | 7,314                  | 12.57                                  |
| post code area 7 | 133,996,727.10                          | 12.46  | 7,441                  | 12.79                                  |
| post code area 8 | 145,662,142.02                          | 13.55  | 7,666                  | 13.18                                  |
| post code area 9 | 97,707,775.42                           | 9.09   | 5,285                  | 9.08                                   |
| <b>Total</b>     | <b>1,075,299,885.33</b>                 | <b>100.00</b>                                  | <b>58,176</b>          | <b>100.00</b>                          |

# Compartment German Auto Loans 7

## Monthly Investor Report



|                 |              |              |    |                        |
|-----------------|--------------|--------------|----|------------------------|
| Reporting Date  | Mar 09, 2018 |              |    |                        |
| Payment Date    | Mar 20, 2018 |              |    |                        |
| Period No       | 5            |              |    |                        |
| Monthly Period  | Feb 28, 2018 |              |    |                        |
| Interest Period | From         | Feb 20, 2018 | to | Mar 20, 2018 = 28 days |

### 16. Geographical Distribution

Portfolio as of: Feb 28, 2018

| Post code area        | Aggregate Outstanding Principal Balance (in EUR) | Aggregate Outstanding Principal Balance (in % of total) | Number of Contracts | Number of Contracts (in % of total) |
|-----------------------|--|---|---------------------|-------------------------------------|
| post code area 0      | 52,647,189.91                                    | 5.60  | 3,104               | 5.53                                |
| post code area 1      | 53,517,521.27                                    | 5.69  | 3,061               | 5.46                                |
| post code area 2      | 86,866,118.25                                    | 9.24  | 5,166               | 9.21                                |
| post code area 3      | 87,744,101.04                                    | 9.33  | 5,321               | 9.48                                |
| post code area 4      | 107,716,170.44                                   | 11.45   | 6,544               | 11.66                               |
| post code area 5      | 101,163,622.25                                   | 10.76   | 6,150               | 10.96                               |
| post code area 6      | 119,660,100.02                                   | 12.72   | 7,087               | 12.63                               |
| post code area 7      | 117,506,008.34                                   | 12.49   | 7,185               | 12.80                               |
| post code area 8      | 128,229,119.16                                   | 13.63   | 7,397               | 13.18                               |
| post code area 9      | 85,319,550.48                                    | 9.07  | 5,085               | 9.06                                |
| post code area Others | 163,886.09                                       | 0.02  | 13                  | 0.02                                |
| <b>Total</b>          | <b>940,533,387.25</b>                            | <b>100.00</b>   | <b>56,113</b>       | <b>100.00</b>                       |

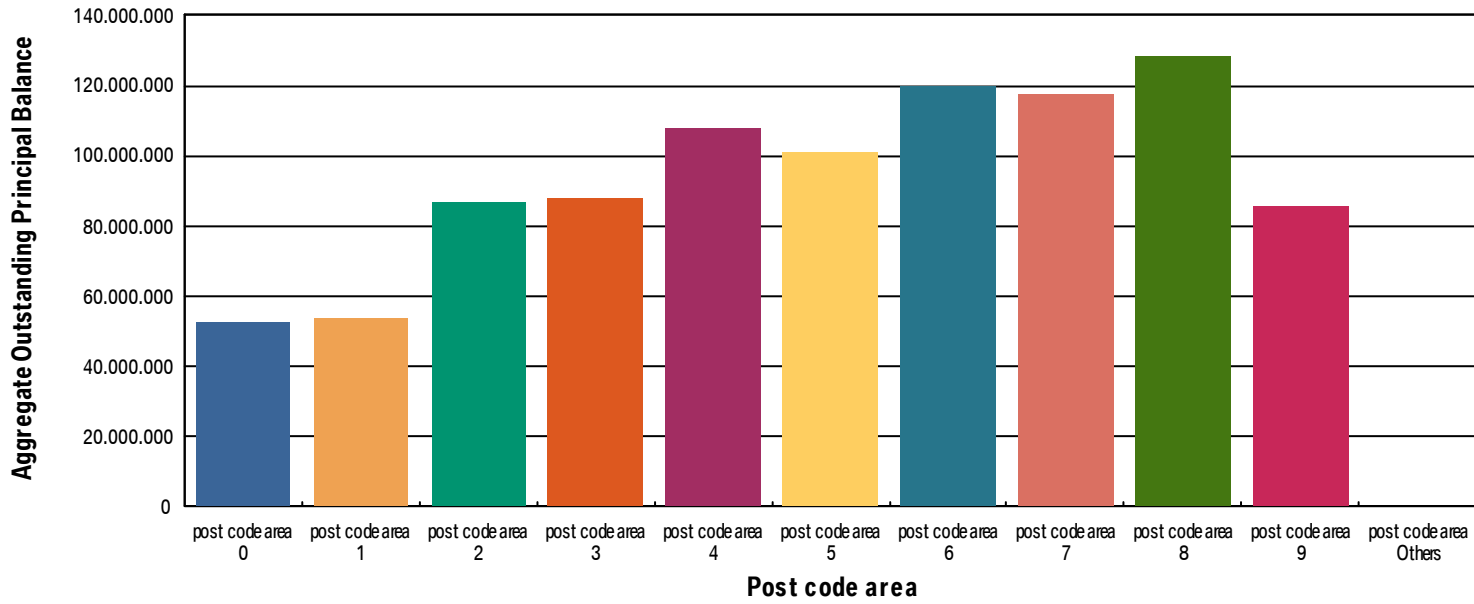
# Compartment German Auto Loans 7

## Monthly Investor Report



|                 |              |              |    |              |           |
|-----------------|--------------|--------------|----|--------------|-----------|
| Reporting Date  | Mar 09, 2018 |              |    |              |           |
| Payment Date    | Mar 20, 2018 |              |    |              |           |
| Period No       | 5            |              |    |              |           |
| Monthly Period  | Feb 28, 2018 |              |    |              |           |
| Interest Period | From         | Feb 20, 2018 | to | Mar 20, 2018 | = 28 days |

16a. Geographical Distribution (graph)



# Compartment German Auto Loans 7

## Monthly Investor Report



|                 |              |              |    |                        |
|-----------------|--------------|--------------|----|------------------------|
| Reporting Date  | Mar 09, 2018 |              |    |                        |
| Payment Date    | Mar 20, 2018 |              |    |                        |
| Period No       | 5            |              |    |                        |
| Monthly Period  | Feb 28, 2018 |              |    |                        |
| Interest Period | From         | Feb 20, 2018 | to | Mar 20, 2018 = 28 days |

### 17. Object Type

#### Initial Portfolio

| Car Type     | Aggregate Principal Balance<br>(in EUR) | Aggregate Principal Balance<br>(in % of total) | Number<br>of Contracts | Number of Contracts<br>(in % of total) |
|--------------|---|--|------------------------|--|
| New          | 501,846,144.20                          | 46.67  | 21,173                 | 36.39                                  |
| Used         | 573,453,741.13                          | 53.33  | 37,003                 | 63.61                                  |
| <b>Total</b> | <b>1,075,299,885.33</b>                 | <b>100.00</b>                                  | <b>58,176</b>          | <b>100.00</b>                          |

| Customer Group     | Aggregate Principal Balance<br>(in EUR) | Aggregate Principal Balance<br>(in % of total) | Number<br>of Contracts | Number of Contracts<br>(in % of total) |
|--------------------|---|--|------------------------|--|
| Commercial         | 284,006,070.70                          | 26.41  | 11,469                 | 19.71                                  |
| Private Individual | 791,293,814.63                          | 73.59  | 46,707                 | 80.29                                  |
| <b>Total</b>       | <b>1,075,299,885.33</b>                 | <b>100.00</b>                                  | <b>58,176</b>          | <b>100.00</b>                          |

Portfolio as of: Feb 28, 2018

| Car Type     | Aggregate Outstanding<br>Principal Balance<br>(in EUR) | Aggregate Outstanding<br>Principal Balance<br>(in % of total) | Number<br>of Contracts | Number of Contracts<br>(in % of total) |
|--------------|--|---|------------------------|--|
| New          | 443,783,611.78   | 47.18   | 20,448                 | 36.44                                  |
| Used         | 496,749,775.47   | 52.82   | 35,665                 | 63.56                                  |
| <b>Total</b> | <b>940,533,387.25</b>                                  | <b>100.00</b>   | <b>56,113</b>          | <b>100.00</b>                          |

| Customer Group     | Aggregate Outstanding<br>Principal Balance<br>(in EUR) | Aggregate Outstanding<br>Principal Balance<br>(in % of total) | Number<br>of Contracts | Number of Contracts<br>(in % of total) |
|--------------------|--|---|------------------------|--|
| Commercial         | 245,189,359.42   | 26.07   | 11,016                 | 19.63                                  |
| Private Individual | 695,344,027.83   | 73.93   | 45,097                 | 80.37                                  |
| <b>Total</b>       | <b>940,533,387.25</b>                                  | <b>100.00</b>   | <b>56,113</b>          | <b>100.00</b>                          |



# Compartment German Auto Loans 7

## Monthly Investor Report



|                 |              |              |    |                        |
|-----------------|--------------|--------------|----|------------------------|
| Reporting Date  | Mar 09, 2018 |              |    |                        |
| Payment Date    | Mar 20, 2018 |              |    |                        |
| Period No       | 5            |              |    |                        |
| Monthly Period  | Feb 28, 2018 |              |    |                        |
| Interest Period | From         | Feb 20, 2018 | to | Mar 20, 2018 = 28 days |

### 18. Delinquencies

#### Initial Portfolio

| Days past due | Aggregate Principal Balance<br>(in EUR) | Aggregate Principal Balance<br>(in % of total) | Number<br>of Contracts | Number of Contracts<br>(in % of total) |
|---------------|---|--|------------------------|--|
| 1 - 30        | 0.00                                    | 0.00   | 0                      | 0.00                                   |
| 31 - 60       | 0.00                                    | 0.00   | 0                      | 0.00                                   |
| 61 - 90       | 0.00                                    | 0.00   | 0                      | 0.00                                   |
| 91 - 120      | 0.00                                    | 0.00   | 0                      | 0.00                                   |
| > 120         | 0.00                                    | 0.00   | 0                      | 0.00                                   |
| <b>Total</b>  | <b>0.00</b>                             | <b>0.00</b>                                    | <b>0</b>               | <b>0.00</b>                            |

Portfolio as of: Feb 28, 2018

| Days past due | Aggregate Outstanding<br>Principal Balance<br>(in EUR) | Aggregate Outstanding<br>Principal Balance<br>(in % of total) | Number<br>of Contracts | Number of Contracts<br>(in % of total) |
|---------------|--|---|------------------------|--|
| 1 - 30        | 6,754,041.33   | 0.72  | 363                    | 0.65                                   |
| 31 - 60       | 527,925.95   | 0.06  | 28                     | 0.05                                   |
| 61 - 90       | 350,062.12   | 0.04  | 13                     | 0.02                                   |
| 91 - 120      | 129,524.32   | 0.01  | 5                      | 0.01                                   |
| > 120         | 45,173.29  | 0.00  | 2                      | 0.00                                   |
| <b>Total</b>  | <b>7,806,727.01</b>                                    | <b>0.83</b>   | <b>411</b>             | <b>0.73</b>                            |

# Compartment German Auto Loans 7

## Monthly Investor Report



|                 |   |
|-----------------|---|
| Reporting Date  | Mar 09, 2018                                |
| Payment Date    | Mar 20, 2018                                |
| Period No       | 5   |
| Monthly Period  | Feb 28, 2018                                |
| Interest Period | From Feb 20, 2018 to Mar 20, 2018 = 28 days |

### 18a. Delinquencies Analysis

| Monthly Period | Performing<br>(in EUR) | 31-60 days past due<br>(in EUR) | 61-90 days past due<br>(in EUR) | 91-120 days past due<br>(in EUR) | >120 days past due<br>(in EUR) |
|----------------|------------------------|---------------------------------|---------------------------------|----------------------------------|--------------------------------|
| Oct - 17       | 1,050,705,316.43       | 0.00                            | 0.00                            | 0.00                             | 0.00                           |
| Nov - 17       | 1,024,400,687.00       | 192,605.04                      | 0.00                            | 0.00                             | 0.00                           |
| Dec - 17       | 994,995,004.32         | 924,546.79                      | 74,589.12                       | 0.00                             | 0.00                           |
| Jan - 18       | 967,039,862.05         | 609,321.06                      | 249,539.42                      | 58,937.12                        | 0.00                           |
| Feb - 18       | 939,480,701.57         | 527,925.95                      | 350,062.12                      | 129,524.32                       | 45,173.29                      |

# Compartment German Auto Loans 7

## Monthly Investor Report



|                 |              |              |    |                        |
|-----------------|--------------|--------------|----|------------------------|
| Reporting Date  | Mar 09, 2018 |              |    |                        |
| Payment Date    | Mar 20, 2018 |              |    |                        |
| Period No       | 5            |              |    |                        |
| Monthly Period  | Feb 28, 2018 |              |    |                        |
| Interest Period | From         | Feb 20, 2018 | to | Mar 20, 2018 = 28 days |

### 19. Seasoning

#### Initial Portfolio

| Group<br>(in months) | Aggregate Principal Balance<br>(in EUR) | Aggregate Principal Balance<br>(in % of total) | Number<br>of Contracts | Number of Contracts<br>(in % of total) |
|----------------------|---|--|------------------------|--|
| <= 6                 | 576,370,179.60                          | 53.60  | 29,246                 | 50.27                                  |
| > 6 - <= 12          | 222,745,645.89                          | 20.71  | 11,596                 | 19.93                                  |
| > 12 - <= 24         | 186,842,759.18                          | 17.38  | 10,877                 | 18.70                                  |
| > 24 - <= 36         | 73,724,365.83                           | 6.86   | 5,112                  | 8.79                                   |
| > 36 - <= 42         | 8,286,360.63                            | 0.77   | 699                    | 1.20                                   |
| > 42 - <= 48         | 4,269,898.26                            | 0.40   | 360                    | 0.62                                   |
| > 48 - <= 53         | 1,983,410.97                            | 0.18   | 178                    | 0.31                                   |
| > 53                 | 1,077,264.97                            | 0.10   | 108                    | 0.19                                   |
| <b>Total</b>         | <b>1,075,299,885.33</b>                 | <b>100.00</b>                                  | <b>58,176</b>          | <b>100.00</b>                          |

|                           |       |
|---------------------------|-------|
| WA Seasoning (in months): | 9.82  |
| Min (in months):          | 3.00  |
| Max (in months):          | 63.00 |

# Compartment German Auto Loans 7

## Monthly Investor Report



|                 |              |              |    |                        |
|-----------------|--------------|--------------|----|------------------------|
| Reporting Date  | Mar 09, 2018 |              |    |                        |
| Payment Date    | Mar 20, 2018 |              |    |                        |
| Period No       | 5            |              |    |                        |
| Monthly Period  | Feb 28, 2018 |              |    |                        |
| Interest Period | From         | Feb 20, 2018 | to | Mar 20, 2018 = 28 days |

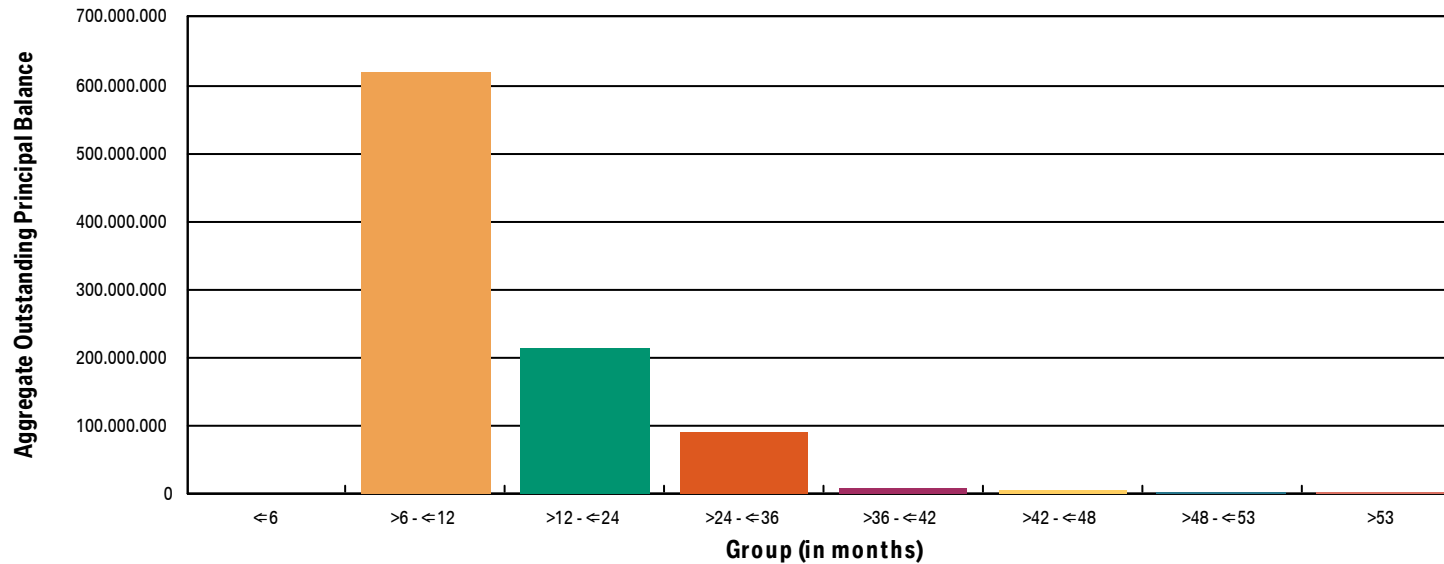
### 19. Seasoning

Portfolio as of: Feb 28, 2018

| Group (in months) | Aggregate Outstanding Principal Balance (in EUR) | Aggregate Outstanding Principal Balance (in % of total) | Number of Contracts | Number of Contracts (in % of total) |
|-------------------|--|---|---------------------|-------------------------------------|
| <= 6              | 0.00   | 0.00  | 0                   | 0.00                                |
| > 6 - <= 12       | 618,740,254.20                                   | 65.79   | 34,321              | 61.16                               |
| > 12 - <= 24      | 213,012,838.86                                   | 22.65   | 12,834              | 22.87                               |
| > 24 - <= 36      | 89,981,517.43                                    | 9.57  | 6,775               | 12.07                               |
| > 36 - <= 42      | 8,994,634.74                                     | 0.96  | 1,079               | 1.92                                |
| > 42 - <= 48      | 5,818,290.33                                     | 0.62  | 624                 | 1.11                                |
| > 48 - <= 53      | 2,102,550.05                                     | 0.22  | 234                 | 0.42                                |
| > 53              | 1,883,301.64                                     | 0.20  | 246                 | 0.44                                |
| <b>Total</b>      | <b>940,533,387.25</b>                            | <b>100.00</b>   | <b>56,113</b>       | <b>100.00</b>                       |

|                           |       |
|---------------------------|-------|
| WA Seasoning (in months): | 14.35 |
| Min (in months):          | 8.00  |
| Max (in months):          | 68.00 |

19a. Seasoning (graph)



# Compartment German Auto Loans 7

## Monthly Investor Report



|                 |              |              |    |                        |
|-----------------|--------------|--------------|----|------------------------|
| Reporting Date  | Mar 09, 2018 |              |    |                        |
| Payment Date    | Mar 20, 2018 |              |    |                        |
| Period No       | 5            |              |    |                        |
| Monthly Period  | Feb 28, 2018 |              |    |                        |
| Interest Period | From         | Feb 20, 2018 | to | Mar 20, 2018 = 28 days |

### 20. Remaining Term

#### Initial Portfolio

| Group (in months) | Aggregate Principal Balance (in EUR) | Aggregate Principal Balance (in % of total) | Number of Contracts | Number of Contracts (in % of total) |
|-------------------|--------------------------------------|---|---------------------|-------------------------------------|
| <= 6              | 20,139,249.55                        | 1.87  | 1,845               | 3.17                                |
| > 6 - <= 12       | 50,536,528.09                        | 4.70  | 3,933               | 6.76                                |
| > 12 - <= 24      | 171,299,952.34                       | 15.93                                       | 11,654              | 20.03                               |
| > 24 - <= 36      | 388,304,361.55                       | 36.11                                       | 20,241              | 34.79                               |
| > 36 - <= 42      | 130,449,406.13                       | 12.13                                       | 6,507               | 11.19                               |
| > 42 - <= 48      | 156,183,577.11                       | 14.52                                       | 7,315               | 12.57                               |
| > 48 - <= 53      | 40,426,095.56                        | 3.76  | 1,793               | 3.08                                |
| > 53              | 117,960,715.00                       | 10.97                                       | 4,888               | 8.40                                |
| <b>Total</b>      | <b>1,075,299,885.33</b>              | <b>100.00</b>                               | <b>58,176</b>       | <b>100.00</b>                       |

|                                |       |
|--------------------------------|-------|
| WA Remaining Term (in months): | 34.05 |
| Min (in months):               | 3.00  |
| Max (in months):               | 60.00 |

# Compartment German Auto Loans 7

## Monthly Investor Report



|                 |              |              |    |                        |
|-----------------|--------------|--------------|----|------------------------|
| Reporting Date  | Mar 09, 2018 |              |    |                        |
| Payment Date    | Mar 20, 2018 |              |    |                        |
| Period No       | 5            |              |    |                        |
| Monthly Period  | Feb 28, 2018 |              |    |                        |
| Interest Period | From         | Feb 20, 2018 | to | Mar 20, 2018 = 28 days |

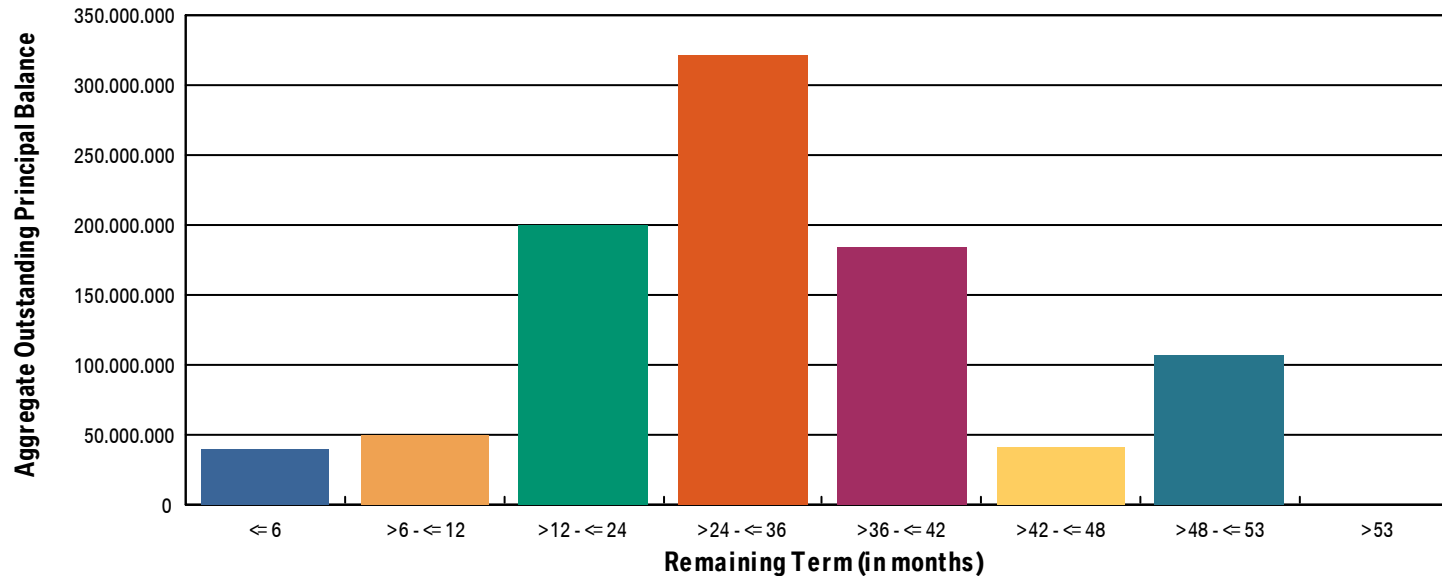
### 20. Remaining Term

Portfolio as of: Feb 28, 2018

| Group (in months) | Aggregate Outstanding Principal Balance (in EUR) | Aggregate Outstanding Principal Balance (in % of total) | Number of Contracts | Number of Contracts (in % of total) |
|-------------------|--|---|---------------------|-------------------------------------|
| <= 6              | 39,330,862.44                                    | 4.18  | 5,911               | 10.53                               |
| > 6 - <= 12       | 49,441,964.75                                    | 5.26  | 3,929               | 7.00                                |
| > 12 - <= 24      | 199,313,517.79                                   | 21.19   | 13,135              | 23.41                               |
| > 24 - <= 36      | 320,202,655.96                                   | 34.04   | 17,284              | 30.80                               |
| > 36 - <= 42      | 183,702,833.40                                   | 19.53   | 9,247               | 16.48                               |
| > 42 - <= 48      | 41,211,601.68                                    | 4.38  | 1,923               | 3.43                                |
| > 48 - <= 53      | 107,226,835.99                                   | 11.40   | 4,677               | 8.33                                |
| > 53              | 103,115.24                                       | 0.01  | 7                   | 0.01                                |
| <b>Total</b>      | <b>940,533,387.25</b>                            | <b>100.00</b>   | <b>56,113</b>       | <b>100.00</b>                       |

|                                |       |
|--------------------------------|-------|
| WA Remaining Term (in months): | 29.76 |
| Min (in months):               | 0.00  |
| Max (in months):               | 55.00 |

20a. Remaining Term (graph)



# Compartment German Auto Loans 7

## Monthly Investor Report



|                 |              |              |    |                        |
|-----------------|--------------|--------------|----|------------------------|
| Reporting Date  | Mar 09, 2018 |              |    |                        |
| Payment Date    | Mar 20, 2018 |              |    |                        |
| Period No       | 5            |              |    |                        |
| Monthly Period  | Feb 28, 2018 |              |    |                        |
| Interest Period | From         | Feb 20, 2018 | to | Mar 20, 2018 = 28 days |

### 21. Original Term

Initial Portfolio

| Group<br>(in months) | Aggregate Principal Balance<br>(in EUR) | Aggregate Principal Balance<br>(in % of total) | Number<br>of Contracts | Number of Contracts<br>(in % of total) |
|----------------------|---|--|------------------------|--|
| <= 6                 | 0.00                                    | 0.00   | 0                      | 0.00                                   |
| > 6 - <= 12          | 741,642.57                              | 0.07   | 269                    | 0.46                                   |
| > 12 - <= 24         | 41,782,594.85                           | 3.89   | 4,381                  | 7.53                                   |
| > 24 - <= 36         | 508,474,086.15                          | 47.29  | 27,485                 | 47.24                                  |
| > 36 - <= 42         | 5,442,641.12                            | 0.51   | 386                    | 0.66                                   |
| > 42 - <= 48         | 285,160,953.22                          | 26.52  | 14,779                 | 25.40                                  |
| > 48 - <= 53         | 773,733.14                              | 0.07   | 51                     | 0.09                                   |
| > 53                 | 232,924,234.28                          | 21.66  | 10,825                 | 18.61                                  |
| <b>Total</b>         | <b>1,075,299,885.33</b>                 | <b>100.00</b>                                  | <b>58,176</b>          | <b>100.00</b>                          |

|                               |        |
|-------------------------------|--------|
| WA Original Term (in months): | 43.87  |
| Min (in months):              | 7.00   |
| Max (in months):              | 120.00 |

# Compartment German Auto Loans 7

## Monthly Investor Report



|                 |              |              |    |                        |
|-----------------|--------------|--------------|----|------------------------|
| Reporting Date  | Mar 09, 2018 |              |    |                        |
| Payment Date    | Mar 20, 2018 |              |    |                        |
| Period No       | 5            |              |    |                        |
| Monthly Period  | Feb 28, 2018 |              |    |                        |
| Interest Period | From         | Feb 20, 2018 | to | Mar 20, 2018 = 28 days |

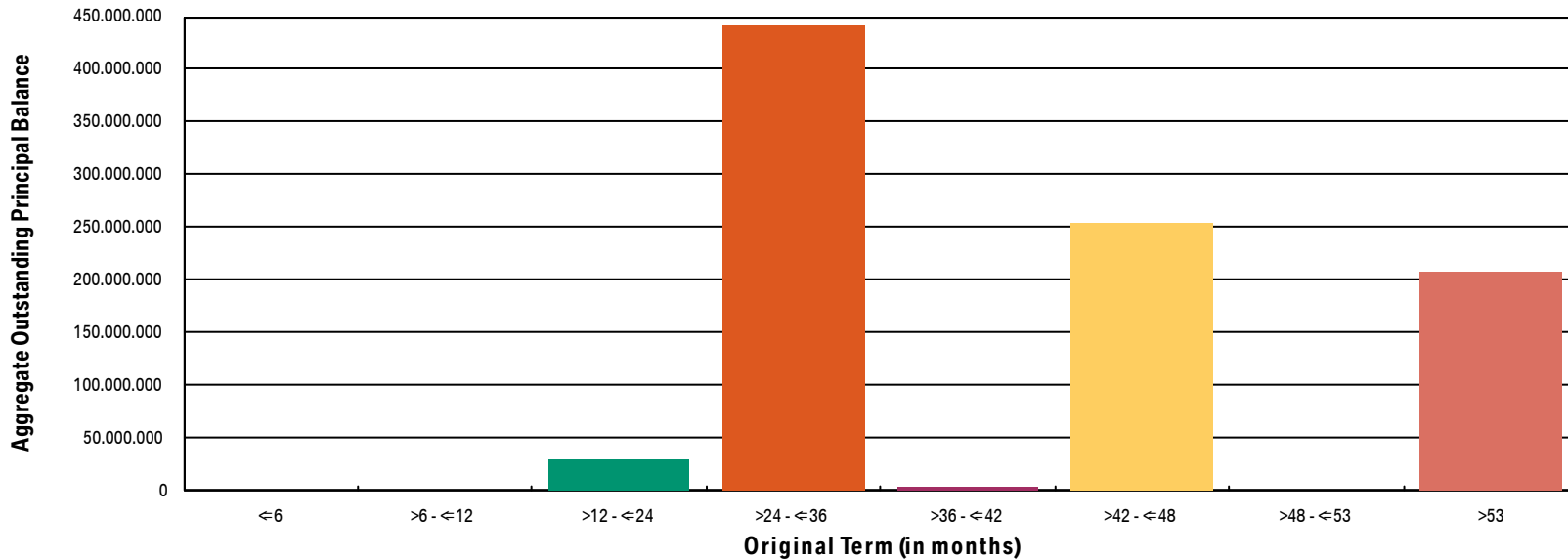
### 21. Original Term

Portfolio as of: Feb 28, 2018

| Group (in months) | Aggregate Outstanding Principal Balance (in EUR) | Aggregate Outstanding Principal Balance (in % of total) | Number of Contracts | Number of Contracts (in % of total) |
|-------------------|--|---|---------------------|-------------------------------------|
| <= 6              | 0.00   | 0.00  | 0                   | 0.00                                |
| > 6 - <= 12       | 243,959.22                                       | 0.03  | 252                 | 0.45                                |
| > 12 - <= 24      | 30,696,762.57                                    | 3.26  | 4,111               | 7.33                                |
| > 24 - <= 36      | 441,154,626.02                                   | 46.90   | 26,470              | 47.17                               |
| > 36 - <= 42      | 4,675,699.67                                     | 0.50  | 370                 | 0.66                                |
| > 42 - <= 48      | 255,095,891.31                                   | 27.12   | 14,377              | 25.62                               |
| > 48 - <= 53      | 702,780.37                                       | 0.07  | 49                  | 0.09                                |
| > 53              | 207,963,668.09                                   | 22.11   | 10,484              | 18.68                               |
| <b>Total</b>      | <b>940,533,387.25</b>                            | <b>100.00</b>   | <b>56,113</b>       | <b>100.00</b>                       |

|                               |        |
|-------------------------------|--------|
| WA Original Term (in months): | 44.14  |
| Min (in months):              | 7.00   |
| Max (in months):              | 120.00 |

21a. Original Term (graph)





# Compartment German Auto Loans 7

## Monthly Investor Report



|                 |              |              |    |                        |
|-----------------|--------------|--------------|----|------------------------|
| Reporting Date  | Mar 09, 2018 |              |    |                        |
| Payment Date    | Mar 20, 2018 |              |    |                        |
| Period No       | 5            |              |    |                        |
| Monthly Period  | Feb 28, 2018 |              |    |                        |
| Interest Period | From         | Feb 20, 2018 | to | Mar 20, 2018 = 28 days |

### 22. Vehicle Class

#### Initial Portfolio

| Group                                    | Aggregate Principal Balance<br>(in EUR) | Aggregate Principal Balance<br>(in % of total) | Number<br>of Contracts | Number of Contracts<br>(in % of total) |
|--|---|--|------------------------|--|
| BMW 1 Series                             | 124,156,707.04                          | 11.55  | 9,479                  | 16.29                                  |
| BMW 2 Series                             | 102,433,319.71                          | 9.53   | 4,414                  | 7.59                                   |
| BMW 3 Series                             | 161,594,042.71                          | 15.03  | 9,553                  | 16.42                                  |
| BMW 4 Series                             | 57,511,545.30                           | 5.35   | 1,757                  | 3.02                                   |
| BMW 5 Series                             | 154,036,449.18                          | 14.32  | 7,004                  | 12.04                                  |
| BMW 6 Series                             | 13,627,445.82                           | 1.27   | 365                    | 0.63                                   |
| BMW 7 Series                             | 17,876,857.30                           | 1.66   | 590                    | 1.01                                   |
| BMW X1 Series                            | 77,679,575.16                           | 7.22   | 4,206                  | 7.23                                   |
| BMW X3 Series                            | 62,911,891.13                           | 5.85   | 2,830                  | 4.86                                   |
| BMW X4 Series                            | 14,559,594.63                           | 1.35   | 378                    | 0.65                                   |
| BMW X5 Series                            | 56,974,044.39                           | 5.30   | 1,642                  | 2.82                                   |
| BMW X6 Series                            | 19,870,199.08                           | 1.85   | 513                    | 0.88                                   |
| BMW Z Series                             | 10,713,603.03                           | 1.00   | 598                    | 1.03                                   |
| BMW i Series                             | 3,039,138.94                            | 0.28   | 91                     | 0.16                                   |
| MINI                                     | 136,089,516.00                          | 12.66  | 8,921                  | 15.33                                  |
| Non BMW Group Models (incl. Motorcycles) | 28,553,711.71                           | 2.66   | 2,147                  | 3.69                                   |
| Other BMW Group (incl. Motorcycles)      | 33,672,244.20                           | 3.13   | 3,688                  | 6.34                                   |
| <b>Total</b>                             | <b>1,075,299,885.33</b>                 | <b>100.00</b>                                  | <b>58,176</b>          | <b>100.00</b>                          |

# Compartment German Auto Loans 7

## Monthly Investor Report



|                 |              |              |    |                        |
|-----------------|--------------|--------------|----|------------------------|
| Reporting Date  | Mar 09, 2018 |              |    |                        |
| Payment Date    | Mar 20, 2018 |              |    |                        |
| Period No       | 5            |              |    |                        |
| Monthly Period  | Feb 28, 2018 |              |    |                        |
| Interest Period | From         | Feb 20, 2018 | to | Mar 20, 2018 = 28 days |

Portfolio as of: Feb 28, 2018

| Group                                    | Aggregate Outstanding Principal Balance (in EUR) | Aggregate Outstanding Principal Balance (in % of total) | Number of Contracts | Number of Contracts (in % of total) |
|--|--|---|---------------------|-------------------------------------|
| BMW 1 Series                             | 107,321,056.42                                   | 11.41   | 9,130               | 16.27                               |
| BMW 2 Series                             | 91,755,984.39                                    | 9.76  | 4,276               | 7.62                                |
| BMW 3 Series                             | 140,413,210.60                                   | 14.93   | 9,218               | 16.43                               |
| BMW 4 Series                             | 50,323,176.33                                    | 5.35  | 1,678               | 2.99                                |
| BMW 5 Series                             | 134,135,314.98                                   | 14.26   | 6,737               | 12.01                               |
| BMW 6 Series                             | 11,906,566.20                                    | 1.27  | 352                 | 0.63                                |
| BMW 7 Series                             | 15,351,473.82                                    | 1.63  | 562                 | 1.00                                |
| BMW X1 Series                            | 67,679,283.90                                    | 7.20  | 4,040               | 7.20                                |
| BMW X3 Series                            | 55,215,142.76                                    | 5.87  | 2,728               | 4.86                                |
| BMW X4 Series                            | 13,020,152.11                                    | 1.38  | 365                 | 0.65                                |
| BMW X5 Series                            | 50,070,320.76                                    | 5.32  | 1,582               | 2.82                                |
| BMW X6 Series                            | 17,291,046.54                                    | 1.84  | 487                 | 0.87                                |
| BMW Z Series                             | 9,276,821.75                                     | 0.99  | 575                 | 1.02                                |
| BMW i Series                             | 2,608,606.59                                     | 0.28  | 86                  | 0.15                                |
| MINI                                     | 120,819,454.76                                   | 12.85   | 8,672               | 15.45                               |
| Non BMW Group Models (incl. Motorcycles) | 24,705,842.49                                    | 2.63  | 2,069               | 3.69                                |
| Other BMW Group (incl. Motorcycles)      | 28,639,932.85                                    | 3.05  | 3,556               | 6.34                                |
| <b>Total</b>                             | <b>940,533,387.25</b>                            | <b>100.00</b>   | <b>56,113</b>       | <b>100.00</b>                       |

# Compartment German Auto Loans 7

## Monthly Investor Report



|                 |              |              |    |                        |
|-----------------|--------------|--------------|----|------------------------|
| Reporting Date  | Mar 09, 2018 |              |    |                        |
| Payment Date    | Mar 20, 2018 |              |    |                        |
| Period No       | 5            |              |    |                        |
| Monthly Period  | Feb 28, 2018 |              |    |                        |
| Interest Period | From         | Feb 20, 2018 | to | Mar 20, 2018 = 28 days |

### 23. Payment Type

Initial Portfolio:

| Group        | Aggregate Principal Balance<br>(in EUR) | Aggregate Principal Balance<br>(in % of total) | Number<br>of Contracts | Number of Contracts<br>(in % of total) |
|--------------|---|--|------------------------|--|
| Direct debit | 1,072,573,425.67                        | 99.75  | 58,012                 | 99.72                                  |
| Self payment | 2,726,459.66                            | 0.25   | 164                    | 0.28                                   |
| <b>Total</b> | <b>1,075,299,885.33</b>                 | <b>100.00</b>                                  | <b>58,176</b>          | <b>100.00</b>                          |

Portfolio as of: Feb 28, 2018

| Group        | Aggregate Outstanding<br>Principal Balance<br>(in EUR) | Aggregate Outstanding<br>Principal Balance<br>(in % of total) | Number<br>of Contracts | Number of Contracts<br>(in % of total) |
|--------------|--|---|------------------------|--|
| Direct debit | 934,618,509.98   | 99.37   | 55,416                 | 98.76                                  |
| Self payment | 5,914,877.27   | 0.63  | 697                    | 1.24                                   |
| <b>Total</b> | <b>940,533,387.25</b>                                  | <b>100.00</b>   | <b>56,113</b>          | <b>100.00</b>                          |

### 24. Interest Rates

| Weighted Average Nominal Interest Rate (in %) |                  |      |
|---|------------------|------|
| Aggregate Principal Balance (Initial)         | 1,075,299,885.33 | 3.20 |
| Aggregate Outstanding Principal Balance       | 940,533,387.25   | 3.17 |

# Compartment German Auto Loans 7

## Monthly Investor Report



|                 |              |              |    |                        |
|-----------------|--------------|--------------|----|------------------------|
| Reporting Date  | Mar 09, 2018 |              |    |                        |
| Payment Date    | Mar 20, 2018 |              |    |                        |
| Period No       | 5            |              |    |                        |
| Monthly Period  | Feb 28, 2018 |              |    |                        |
| Interest Period | From         | Feb 20, 2018 | to | Mar 20, 2018 = 28 days |

### 25. Credit Type

Initial Portfolio

| Credit Type           | Aggregate Principal Balance<br>(in EUR) | Aggregate Principal Balance<br>(in % of total) | Number<br>of Contracts | Number of Contracts<br>(in % of total) |
|-----------------------|---|--|------------------------|--|
| Balloon               | 1,062,022,231.05                        | 98.77  | 56,097                 | 96.43                                  |
| Equal Instalment Loan | 13,277,654.28                           | 1.23   | 2,079                  | 3.57                                   |
| <b>Total</b>          | <b>1,075,299,885.33</b>                 | <b>100.00</b>                                  | <b>58,176</b>          | <b>100.00</b>                          |

Portfolio as of: Feb 28, 2018

| Credit Type           | Aggregate Outstanding<br>Principal Balance<br>(in EUR) | Aggregate Outstanding<br>Principal Balance<br>(in % of total) | Number<br>of Contracts | Number of Contracts<br>(in % of total) |
|-----------------------|--|---|------------------------|--|
| Balloon               | 930,734,905.58   | 98.96   | 54,130                 | 96.47                                  |
| Equal Instalment Loan | 9,798,481.67   | 1.04  | 1,983                  | 3.53                                   |
| <b>Total</b>          | <b>940,533,387.25</b>                                  | <b>100.00</b>   | <b>56,113</b>          | <b>100.00</b>                          |

# Compartment German Auto Loans 7

## Monthly Investor Report



|                 |              |              |    |                        |
|-----------------|--------------|--------------|----|------------------------|
| Reporting Date  | Mar 09, 2018 |              |    |                        |
| Payment Date    | Mar 20, 2018 |              |    |                        |
| Period No       | 5            |              |    |                        |
| Monthly Period  | Feb 28, 2018 |              |    |                        |
| Interest Period | From         | Feb 20, 2018 | to | Mar 20, 2018 = 28 days |

### 26. Contracts Per Customer

Initial Portfolio:

| Group        | Aggregate Principal Balance<br>(in EUR) | Aggregate Principal Balance<br>(in % of total) | Number<br>of Contracts | Number of Contracts<br>(in % of total) |
|--------------|---|--|------------------------|--|
| 1            | 1,018,379,438.01                        | 94.71  | 55,690                 | 95.73                                  |
| 2 - 4        | 50,359,193.50                           | 4.68   | 2,194                  | 3.77                                   |
| 5 - 7        | 1,300,446.96                            | 0.12   | 59                     | 0.10                                   |
| 8 - 10       | 106,131.77                              | 0.01   | 16                     | 0.03                                   |
| > 10         | 5,154,675.09                            | 0.48   | 217                    | 0.37                                   |
| <b>Total</b> | <b>1,075,299,885.33</b>                 | <b>100.00</b>                                  | <b>58,176</b>          | <b>100.00</b>                          |

Portfolio as of: Feb 28, 2018

| Group        | Aggregate Outstanding<br>Principal Balance<br>(in EUR) | Aggregate Outstanding<br>Principal Balance<br>(in % of total) | Number<br>of Contracts | Number of Contracts<br>(in % of total) |
|--------------|--|---|------------------------|--|
| 1            | 894,245,570.05   | 95.08   | 53,865                 | 95.99                                  |
| 2 - 4        | 41,893,512.01  | 4.45  | 2,010                  | 3.58                                   |
| 5 - 7        | 1,038,173.91   | 0.11  | 54                     | 0.10                                   |
| 8 - 10       | 324,646.50   | 0.03  | 35                     | 0.06                                   |
| > 10         | 3,031,484.78   | 0.32  | 149                    | 0.27                                   |
| <b>Total</b> | <b>940,533,387.25</b>                                  | <b>100.00</b>   | <b>56,113</b>          | <b>100.00</b>                          |

# Compartment German Auto Loans 7

## Monthly Investor Report



|                 |              |              |                           |
|-----------------|--------------|--------------|---------------------------|
| Reporting Date  | Mar 09, 2018 |              |                           |
| Payment Date    | Mar 20, 2018 |              |                           |
| Period No       | 5            |              |                           |
| Monthly Period  | Feb 28, 2018 |              |                           |
| Interest Period | From         | Feb 20, 2018 | to Mar 20, 2018 = 28 days |

### 27. Amortisation

#### Initial Portfolio

| Period | Principal Balance (in EUR) |
|--------|----------------------------|
|        | 1,075,299,885.33           |
| 1      | 1,060,943,391.23           |
| 2      | 1,046,546,518.25           |
| 3      | 1,028,143,480.96           |
| 4      | 1,009,946,120.87           |
| 5      | 991,276,856.02             |
| 6      | 971,651,928.95             |
| 7      | 951,997,456.32             |
| 8      | 932,474,767.43             |
| 9      | 912,587,307.97             |
| 10     | 890,868,439.21             |
| 11     | 869,990,343.74             |
| 12     | 849,480,237.36             |
| 13     | 829,978,972.02             |
| 14     | 810,931,432.99             |
| 15     | 790,929,469.38             |
| 16     | 772,219,217.94             |
| 17     | 750,648,817.76             |
| 18     | 726,612,568.15             |
| 19     | 702,257,186.81             |
| 20     | 679,888,041.08             |
| 21     | 655,697,343.74             |
| 22     | 633,150,616.59             |
| 23     | 613,571,691.51             |
| 24     | 593,874,982.31             |
| 25     | 573,575,290.96             |
| 26     | 553,638,349.72             |
| 27     | 532,836,607.01             |
| 28     | 515,589,425.57             |
| 29     | 477,211,044.30             |
| 30     | 425,194,308.95             |

#### Current Portfolio

| Period | Principal Balance in EUR | Reduction in EUR |
|--------|--------------------------|------------------|
|        | 940,533,387.25           |                  |
| 1      | 921,609,463.16           | 18,923,924.09    |
| 2      | 903,324,480.86           | 18,284,982.30    |
| 3      | 884,958,793.54           | 18,365,687.32    |
| 4      | 866,318,346.22           | 18,640,447.32    |
| 5      | 845,995,011.34           | 20,323,334.88    |
| 6      | 826,401,737.12           | 19,593,274.22    |
| 7      | 807,187,217.17           | 19,214,519.95    |
| 8      | 788,951,334.59           | 18,235,882.58    |
| 9      | 771,000,215.69           | 17,951,118.90    |
| 10     | 752,204,377.01           | 18,795,838.68    |
| 11     | 734,550,208.94           | 17,654,168.07    |
| 12     | 714,295,852.41           | 20,254,356.53    |
| 13     | 691,717,853.22           | 22,577,999.19    |
| 14     | 669,865,582.58           | 21,852,270.64    |
| 15     | 648,717,846.95           | 21,147,735.63    |
| 16     | 625,899,445.81           | 22,818,401.14    |
| 17     | 604,450,566.84           | 21,448,878.97    |
| 18     | 585,879,974.16           | 18,570,592.68    |
| 19     | 567,070,343.85           | 18,809,630.31    |
| 20     | 547,737,888.68           | 19,332,455.17    |
| 21     | 528,672,737.40           | 19,065,151.28    |
| 22     | 509,001,269.19           | 19,671,468.21    |
| 23     | 492,754,632.79           | 16,246,636.40    |
| 24     | 456,206,450.25           | 36,548,182.54    |
| 25     | 406,485,564.99           | 49,720,885.26    |
| 26     | 361,895,621.00           | 44,589,943.99    |
| 27     | 321,711,294.69           | 40,184,326.31    |
| 28     | 276,670,345.89           | 45,040,948.80    |
| 29     | 268,122,595.90           | 8,547,749.99     |
| 30     | 260,072,024.72           | 8,050,571.18     |

# Compartment German Auto Loans 7

## Monthly Investor Report



|                 |              |              |                           |
|-----------------|--------------|--------------|---------------------------|
| Reporting Date  | Mar 09, 2018 |              |                           |
| Payment Date    | Mar 20, 2018 |              |                           |
| Period No       | 5            |              |                           |
| Monthly Period  | Feb 28, 2018 |              |                           |
| Interest Period | From         | Feb 20, 2018 | to Mar 20, 2018 = 28 days |

### 27. Amortisation

Initial Portfolio

| Period | Principal Balance (in EUR) |
|--------|----------------------------|
| 31     | 378,332,531.28             |
| 32     | 336,316,528.85             |
| 33     | 289,247,873.94             |
| 34     | 280,298,657.42             |
| 35     | 271,916,844.49             |
| 36     | 263,687,868.36             |
| 37     | 254,598,533.08             |
| 38     | 244,763,914.79             |
| 39     | 234,739,277.31             |
| 40     | 225,614,638.49             |
| 41     | 199,638,859.87             |
| 42     | 170,229,127.29             |
| 43     | 145,192,330.37             |
| 44     | 121,255,944.52             |
| 45     | 93,869,705.18              |
| 46     | 89,405,174.31              |
| 47     | 85,501,055.08              |
| 48     | 81,172,434.65              |
| 49     | 77,410,499.88              |
| 50     | 73,828,614.72              |
| 51     | 70,432,279.34              |
| 52     | 67,340,372.25              |
| 53     | 55,044,094.06              |
| 54     | 39,464,117.62              |
| 55     | 26,196,870.79              |
| 56     | 13,694,526.94              |
| 57     | 11,530.21                  |
| 58     | 4,318.90                   |
| 59     | 1,770.62                   |
| 60     | 0.00                       |

Current Portfolio

| Period | Principal Balance in EUR | Reduction in EUR |
|--------|--------------------------|------------------|
| 31     | 252,207,641.06           | 7,864,383.66     |
| 32     | 243,565,227.77           | 8,642,413.29     |
| 33     | 234,280,587.41           | 9,284,640.36     |
| 34     | 224,778,099.54           | 9,502,487.87     |
| 35     | 216,060,889.75           | 8,717,209.79     |
| 36     | 191,420,072.10           | 24,640,817.65    |
| 37     | 163,005,686.93           | 28,414,385.17    |
| 38     | 138,839,486.24           | 24,166,200.69    |
| 39     | 115,728,079.67           | 23,111,406.57    |
| 40     | 89,266,300.33            | 26,461,779.34    |
| 41     | 85,119,630.91            | 4,146,669.42     |
| 42     | 81,398,121.58            | 3,721,509.33     |
| 43     | 77,319,659.93            | 4,078,461.65     |
| 44     | 73,784,962.51            | 3,534,697.42     |
| 45     | 70,414,883.29            | 3,370,079.22     |
| 46     | 67,142,942.15            | 3,271,941.14     |
| 47     | 64,159,364.89            | 2,983,577.26     |
| 48     | 52,501,650.33            | 11,657,714.56    |
| 49     | 37,656,201.79            | 14,845,448.54    |
| 50     | 25,163,635.90            | 12,492,565.89    |
| 51     | 13,242,434.55            | 11,921,201.35    |
| 52     | 11,091.10                | 13,231,343.45    |
| 53     | 3,539.39                 | 7,551.71         |
| 54     | 1,379.39                 | 2,160.00         |
| 55     | 0.00                     | 1,379.39         |
| 56     | 0.00                     | 0.00             |
| 57     | 0.00                     | 0.00             |
| 58     | 0.00                     | 0.00             |
| 59     | 0.00                     | 0.00             |
| 60     | 0.00                     | 0.00             |

# Compartment German Auto Loans 7

## Monthly Investor Report



|                 |   |
|-----------------|---|
| Reporting Date  | Mar 09, 2018                                |
| Payment Date    | Mar 20, 2018                                |
| Period No       | 5   |
| Monthly Period  | Feb 28, 2018                                |
| Interest Period | From Feb 20, 2018 to Mar 20, 2018 = 28 days |

### 28. Priority of Payments

#### Priority of Payments\*

|                               |   |               |
|-------------------------------|---|---------------|
| Available Distribution Amount | + | 35,332,004.61 |
| Taxes                         | - | 0.00          |
| Trustee Payment               | - | 0.00          |
| Senior Expenses               | - | 2,084.20      |
| Swap Net Payment              | - | 48,093.54     |
| Class A Interest              | - | 21,300.00     |
| Class B Interest              | - | 58,568.34     |
| Cash Reserve                  | - | 5,380,000.00  |
| Principal Class A             | - | 29,821,958.53 |
| Principal Class B             | - | 0.00          |
| Swap Termination Event        | - | 0.00          |
| Subordinated Loan Interest    | - | 0.00          |
| Subordinated Loan Principal   | - | 0.00          |
| Seller                        | - | 0.00          |

\*all Amounts in EUR



# Compartment German Auto Loans 7

## Monthly Investor Report



|                 |   |
|-----------------|---|
| Reporting Date  | Mar 09, 2018                                |
| Payment Date    | Mar 20, 2018                                |
| Period No       | 5   |
| Monthly Period  | Feb 28, 2018                                |
| Interest Period | From Feb 20, 2018 to Mar 20, 2018 = 28 days |

### 29. Transaction costs

|   | Class A    | Class B    | Subordinated Loan | Total      |
|---|------------|------------|-------------------|------------|
| Senior Expenses                           |            |            |                   | 2,084.20   |
| Interest accrued for the Period (in EUR)  | 21,300.00  | 58,568.34  | 3,686.50          | 83,554.84  |
| Interest payments for the Period (in EUR) | 21,300.00  | 58,568.34  | 0.00              | 79,868.34  |
| Cumulative Interest Payments (in EUR)     | 119,400.00 | 320,032.53 | 0.00              | 439,432.53 |
| Unpaid Interest for the Period (in EUR)   | 0.00       | 0.00       | 3,686.50          | 3,686.50   |
| Cumulative Unpaid Interest (in EUR)       | 0.00       | 0.00       | 20,115.84         | 20,115.84  |

# Compartment German Auto Loans 7

## Monthly Investor Report



|                 |              |              |    |                        |
|-----------------|--------------|--------------|----|------------------------|
| Reporting Date  | Mar 09, 2018 |              |    |                        |
| Payment Date    | Mar 20, 2018 |              |    |                        |
| Period No       | 5            |              |    |                        |
| Monthly Period  | Feb 28, 2018 |              |    |                        |
| Interest Period | From         | Feb 20, 2018 | to | Mar 20, 2018 = 28 days |

### 30. Ratings

|                                | Fitch | S&P | Moody's | DBRS |
|--------------------------------|-------|-----|---------|------|
| <b>Notes - current ratings</b> |       |     |         |      |
| Class A                        | AAA   | N/A | Aaa     | N/A  |
| Class B                        | N/A   | N/A | N/A     | N/A  |

|  |   | Fitch      | S&P | Moody's | DBRS | Trigger Breached |    |
|--|---|------------|-----|---------|------|------------------|----|
| <b>Transaction Parties - current ratings</b> |   |            |     |         |      |                  |    |
|  | BMW AG  | long term  | N/A | A+      | A1   | A high           | no |
|  |   | short term | N/A | A-1     | P-1  | N/A              | no |
| <b>Issuer Account Bank:</b>                  | Bank of New York Mellon, Frankfurt Branch     | long term  | AA  | N/A     | Aa1  | N/A              | no |
|  |   | short term | F1+ | N/A     | P-1  | N/A              | no |
| <b>Swap Provider:</b>                        | Skandinaviska Enskilda Banken AB (publ)       | long term  | AA- | N/A     | Aa3  | N/A              | no |
|  |   | short term | F1+ | N/A     | P-1  | N/A              | no |
| <b>Calculation Agent:</b>                    | Bank of New York Mellon, London Branch        | long term  | AA  | N/A     | Aa1  | N/A              | no |
|  |   | short term | F1+ | N/A     | P-1  | N/A              | no |
| <b>Trustee:</b>                              | BNY Mellon Corporate Trustee Services Limited | long term  | AA  | N/A     | Aa1  | N/A              | no |
|  |   | short term | F1+ | N/A     | P-1  | N/A              | no |

|   |   | Fitch      | S&P | Moody's | DBRS |     |
|---|---|------------|-----|---------|------|-----|
| <b>Transaction Parties - required ratings</b> |   |            |     |         |      |     |
|   | BMW AG                                    | long term  | N/A | N/A     | A2   | N/A |
|   |   | short term | N/A | N/A     | P-1  | N/A |
| <b>Issuer Account Bank:</b>                   | Bank of New York Mellon, Frankfurt Branch | long term  | A   | N/A     | A2   | N/A |
|   |   | short term | F1  | N/A     | P-1  | N/A |
| <b>Swap Provider:</b>                         | Skandinaviska Enskilda Banken AB (publ)   | long term  | A   | N/A     | A2   | N/A |
|   |   | short term | F1  | N/A     | P-1  | N/A |

# Compartment German Auto Loans 7

## Monthly Investor Report



|                 |   |
|-----------------|---|
| Reporting Date  | Mar 09, 2018                                |
| Payment Date    | Mar 20, 2018                                |
| Period No       | 5   |
| Monthly Period  | Feb 28, 2018                                |
| Interest Period | From Feb 20, 2018 to Mar 20, 2018 = 28 days |

### 31. Swap counterparty data

| Swap counterparty data     |   |
|----------------------------|---|
| Swap counterparty provider | Skandinaviska Enskilda Banken AB (publ) |
| Swap termination event     | No                                      |

| Swap data   |                                   |
|---|-----------------------------------|
| Swap type   | Fixed floating interest rate swap |
| Notional amount (in EUR)                              | 882,450,244.85                    |
| Fixed rate (in %)                                     | -0.2790                           |
| Floating rate (Euribor in %)                          | -0.3690                           |
| Net swap payments (in EUR)<br>(- from SPV / + to SPV) | -48,093.54                        |