

Bavarian Sky S.A., Compartment German Auto Loans 6
Monthly Investor Report

Compartment German Auto Loans 6

Monthly Investor Report



Cover Sheet Monthly Investor Report

Index

1. Contact Information
2. Reporting Contact Details
3. Counterparty History
4. Overview Dates
5. Portfolio information
6. Reserves
7. Performance data
8. Defaulted Amount & Recovery Amount
9. Defaulted Amount & Recovery Amount - Loan Level Data
10. Outstanding Note Balance
11. Original Principal Balance
12. Aggregate Principal Balance
13. Aggregate Outstanding Principal Balance
14. Down Payments
15. Borrower Concentration
16. Geographical Distribution
17. Object Type
18. Delinquencies
19. Seasoning
20. Remaining Term
21. Original Term
22. Vehicle Class
23. Payment Type
24. Interest Rates
25. Credit Type
26. Contracts per Customer
27. Amortisation
28. Priority of Payments
29. Transaction Costs
30. Ratings
31. Swap Counterparties

Reporting Date	Sept 11, 2018
Payment Date	Sept 20, 2018
Period No	16
Monthly Period	Aug 31, 2018
Interest Period	From Aug 20, 2018 to Sept 20, 2018 = 31 days

Compartment German Auto Loans 6

Monthly Investor Report



Reporting Date	Sept 11, 2018		
Payment Date	Sept 20, 2018		
Period No	16		
Monthly Period	Aug 31, 2018		
Interest Period	From	Aug 20, 2018	to Sept 20, 2018 = 31 days

1. Contact Information

Transaction Parties

Issuer:

Bavarian Sky S.A.

Acting in respect of its Compartment German Auto Loans 6
2a, rue Nicolas Bové
L-1253 Luxembourg
Luxembourg
Att.: Valérie Schleimer
valerie.schleimer@intertrustgroup.com
+352 26 44 91

Corporate Administrator:

Intertrust (Luxembourg) S.à r.l.

6, Rue Eugène Ruppert
L-2453 Luxembourg
Luxembourg
Att.: Valérie Schleimer
valerie.schleimer@intertrustgroup.com
+352 26 44 91

Originator/Service:

BMW Bank GmbH

Heidemannstrasse 164
80939 Munich
Germany
Att.: Antoun Zakhour
abs.bmwgroup@bmw.de
+49-89-382-61467
Att.: Michael Dalchow
abs.bmwgroup@bmw.de
+49-89-382-53070

Compartment German Auto Loans 6

Monthly Investor Report



Reporting Date	Sept 11, 2018
Payment Date	Sept 20, 2018
Period No	16
Monthly Period	Aug 31, 2018
Interest Period	From Aug 20, 2018 to Sept 20, 2018 = 31 days

1. Contact Information

Transaction Parties

Calculation Agent/Paying Agent/ Interest Determination Agent:

Bank of New York Mellon, London Branch
One Canada Square
E14 5AL London
United Kingdom
Att.: Corporate Trust Administration
BNYM.structured.finance.team.8@bnymellon.com

Trustee:

BNY Mellon Corporate Trustee Services Limited
One Canada Square
E14 5AL London
United Kingdom
Att.: Corporate Trust Administration
BNYM.structured.finance.team.8@bnymellon.com

Issuer Account Bank:

Bank of New York Mellon, Frankfurt Branch
Friedrich-Ebert-Anlage 49, Messeturm
60327 Frankfurt am Main
Germany
Att.: Corporate Trust Administration
BNYM.structured.finance.team.8@bnymellon.com

Data Trustee:

Bank of New York Mellon, Frankfurt Branch
Friedrich-Ebert-Anlage 46, Messeturm
60327 Frankfurt am Main
Germany
Att.: Corporate Trust Administration
BNYM.structured.finance.team.8@bnymellon.com

Compartment German Auto Loans 6

Monthly Investor Report



Reporting Date	Sept 11, 2018
Payment Date	Sept 20, 2018
Period No	16
Monthly Period	Aug 31, 2018
Interest Period	From Aug 20, 2018 to Sept 20, 2018 = 31 days

1. Contact Information

Transaction Parties

Swap Counterparty:

Royal Bank of Canada

Riverbank House
EC4R 3BF London
United Kingdom
FIDO-LON-RATESETTING@rbc.com

Rating Agencies:

Fitch Ratings Ltd

30 North Colonnade, Canary Wharf
E14 5GN London
United Kingdom
ABSsurveillance@fitchratings.com

Standard and Poor's Credit Market Services Europe Limited

20 Canada Square, Canary Wharf
E14 5LH London
United Kingdom
StructuredFinanceEurope@spglobal.com

Compartment German Auto Loans 6

Monthly Investor Report



Reporting Date	Sept 11, 2018
Payment Date	Sept 20, 2018
Period No	16
Monthly Period	Aug 31, 2018
Interest Period	From Aug 20, 2018 to Sept 20, 2018 = 31 days

2. Reporting Contact Details

Contact for Servicer Report (Portfolio related information in Investor Report)

Contact for Investor Reporting:

BMW Bank GmbH

Heidemannstrasse 164
80939 Munich
Germany

Att.: Antoun Zakhour

abs.bmwgroup@bmw.de
+49-89-382-61467

Att.: Michael Dalchow

abs.bmwgroup@bmw.de
+49-89-382-53070

Calculation Agent:

Bank of New York Mellon, London Branch

One Canada Square
E14 5AL London
United Kingdom

Att.: Corporate Trust Administration
BNYM.structured.finance.team.8@bnymellon.com

Compartment German Auto Loans 6

Monthly Investor Report



3. Counterparty History

Replacement Party to be added if applicable

Reporting Date	Sept 11, 2018		
Payment Date	Sept 20, 2018		
Period No	16		
Monthly Period	Aug 31, 2018		
Interest Period	From	Aug 20, 2018	to Sept 20, 2018 = 31 days

Compartment German Auto Loans 6
Monthly Investor Report



Reporting Date	Sept 11, 2018		
Payment Date	Sept 20, 2018		
Period No	16		
Monthly Period	Aug 31, 2018		
Interest Period	From	Aug 20, 2018	to Sept 20, 2018 = 31 days

4. Overview Dates

Initial Cut-Off Date:	30/04/2017		
Issue Date:	23/05/2017	Legal Maturity Date:	20/05/2024
Reporting Date	11/09/2018		
Investor Reporting Date	18/09/2018		
Interest Determination Date	16/08/2018		
Reporting Frequency:	monthly		
Monthly Period No. (since Issue Date):	16	(since Issue Date)	
Payment Date:	20/09/2018		
Next Payment Date	22/10/2018		
Monthly Period:	01/08/2018	until	31/08/2018

Compartment German Auto Loans 6

Monthly Investor Report



Reporting Date	Sept 11, 2018		
Payment Date	Sept 20, 2018		
Period No	16		
Monthly Period	Aug 31, 2018		
Interest Period	From	Aug 20, 2018	to Sept 20, 2018 = 31 days

5. Portfolio information

	current period	prior period
Outstanding receivables in EUR	Aggregate outstanding principal balance	Aggregate outstanding principal balance
Beginning of period in EUR	667,663,123.43	694,315,324.75
Scheduled principal payments in EUR	15,737,237.24	16,698,195.20
Prepayment* principal in EUR	9,814,491.80	9,117,180.86
Prepayments* number of contracts	656	572
Repurchases* principal in EUR	1,521,813.61	789,519.71
Repurchases* number of contracts	98	42
Total principal collections in EUR	27,073,542.65	26,604,895.77
Total interest collections in EUR	1,748,605.84	1,815,207.08
Defaulted Amounts in EUR	137,787.56	47,305.55
Late Recoveries in EUR	23,264.50	9,964.29
End of Period in EUR	640,451,793.22	667,663,123.43
Current prepayment rate (annualised) in %	16.64	15.00

* Prepayments are defined as all contracts that are early settled by the borrower and repurchases are defined as all contracts that are repurchased due to modification of contract.

Compartment German Auto Loans 6

Monthly Investor Report



Reporting Date	Sept 11, 2018			
Payment Date	Sept 20, 2018			
Period No	16			
Monthly Period	Aug 31, 2018			
Interest Period	From	Aug 20, 2018	to	Sept 20, 2018 = 31 days

6. Reserves

Aggregate outstanding notes balance

Initial outstanding notes balance in EUR 1,075,300,000.00

Cash Reserve	in %	in EUR
Outstanding cash reserve beginning of period		5,380,000.00
Interest on cash reserve - previous period		0.00
Required cash reserve		5,380,000.00
Outstanding cash reserve end of period		5,380,000.00

Triggers*								
Reserves	Current ratio	Trigger	Required Rating BMW AG				Trigger Breach	
			Fitch	S&P	Moody's	DBRS		
Commingling Reserve			Long Term	A	N/A	N/A	N/A	no
			Short Term	F1	N/A	N/A	N/A	

* Breach of one of these triggers in conjunction with any other event as set out in the Servicing Agreement and / or the Receivables Purchase Agreement will oblige BMW Bank GmbH to post additional cash collateral. The Reserves will be adjusted on a monthly basis and shall be deposited in the Issuer Account and exclusively reserved to cover risks.

Commingling Reserve	in EUR
Outstanding Commingling Reserve end of period	0.00

Set-Off Risk (current ratio): 0,01%



Reporting Date	Sept 11, 2018		
Payment Date	Sept 20, 2018		
Period No	16		
Monthly Period	Aug 31, 2018		
Interest Period	From	Aug 20, 2018	to Sept 20, 2018 = 31 days

7. Performance data

Aggregate outstanding notes balance

Beginning of period (in EUR)	635,881,578.25
End of period (in EUR)	607,175,403.53

Ratios

31- 60 days past due	(in EUR)	(in %)
31- 60 days past due period before previous period	905,166.06	0.13
31- 60 days past due previous period	1,026,929.34	0.15
31- 60 days past due current period	1,499,000.03	0.23

61- 90 days past due	(in EUR)	(in %)
61- 90 days past due period before previous period	265,448.43	0.04
61- 90 days past due previous period	268,532.33	0.04
61- 90 days past due current period	336,729.65	0.05

Cumulative net loss ratio	Current ratio
Cumulative net loss ratio (in %)	0.15

Performance data

Number of contracts being 31 - 60 days delinquent	70
Number of contracts being 61 - 90 days delinquent	20
Balance of contracts being 31 - 60 days delinquent (in EUR)	1,499,000.03
Balance of contracts being 61 - 90 days delinquent (in EUR)	336,729.65
Defaulted amounts (in EUR)	137,787.56
Cumulative defaulted amounts (in EUR)	1,653,178.38
Recoveries (in EUR)	175,921.96
Cumulative recoveries (in EUR)	1,779,049.31

Compartment German Auto Loans 6

Monthly Investor Report



Reporting Date	Sept 11, 2018		
Payment Date	Sept 20, 2018		
Period No	16		
Monthly Period	Aug 31, 2018		
Interest Period	From	Aug 20, 2018	to Sept 20, 2018 = 31 days

8. Defaulted Amount & Recovery Amount

(as at end of Monthly Period)

Collection Period	Number of Defaulted Agreements in Collection Period	Defaulted Amount in Collection Period (in EUR)	Aggregate Defaulted Amount since Initial Cut-Off Date (in EUR)	Purchased Amount of New Receivables (in EUR)	Aggregate Amount of Purchased Receivables (in EUR)	Cumulative Net Loss Ratio (in %)	Recovery Amount in Collection Period (in EUR)	Cumulative Recovery Amount (in EUR)
Apr - 17	0	n/a	n/a	1,075,299,989.24	1,075,299,989.24	n/a	n/a	n/a
May - 17	9	41.77	41.77	0.00	1,075,299,989.24	0.00	0.00	0.00
June - 17	7	47.53	89.30	0.00	1,075,299,989.24	0.00	0.00	0.00
July - 17	20	28,857.02	28,946.32	0.00	1,075,299,989.24	0.00	75,018.65	75,018.65
Aug - 17	13	26,124.32	55,070.64	0.00	1,075,299,989.24	0.01	44,056.35	119,075.00
Sept - 17	19	54,456.10	109,526.74	0.00	1,075,299,989.24	0.01	93,331.64	212,406.64
Oct - 17	19	65,044.10	174,570.84	0.00	1,075,299,989.24	0.02	134,539.24	346,945.88
Nov - 17	22	135,356.27	309,927.11	0.00	1,075,299,989.24	0.03	141,158.41	488,104.29
Dec - 17	19	121,683.73	431,610.84	0.00	1,075,299,989.24	0.04	27,877.27	515,981.56
Jan - 18	25	141,412.11	573,022.95	0.00	1,075,299,989.24	0.05	174,253.75	690,235.31
Feb - 18	17	103,259.62	676,282.57	0.00	1,075,299,989.24	0.06	98,944.24	789,179.55
Mar - 18	26	127,041.25	803,323.82	0.00	1,075,299,989.24	0.07	230,129.60	1,019,309.15
Apr - 18	26	134,511.07	937,834.89	0.00	1,075,299,989.24	0.09	113,633.46	1,132,942.61
May - 18	34	413,950.70	1,351,785.59	0.00	1,075,299,989.24	0.13	222,731.12	1,355,673.73
June - 18	27	116,299.68	1,468,085.27	0.00	1,075,299,989.24	0.14	155,936.12	1,511,609.85
July - 18	21	47,305.55	1,515,390.82	0.00	1,075,299,989.24	0.14	91,517.50	1,603,127.35
Aug - 18	29	137,787.56	1,653,178.38	0.00	1,075,299,989.24	0.15	175,921.96	1,779,049.31

Compartment German Auto Loans 6

Monthly Investor Report



Reporting Date	Sept 11, 2018		
Payment Date	Sept 20, 2018		
Period No	16		
Monthly Period	Aug 31, 2018		
Interest Period	From	Aug 20, 2018	to Sept 20, 2018 = 31 days

9. Defaulted Amount & Recovery Amount - Loan Level Data*

	Month / Year of Default	Month / Year of Loan Origination	Principal Balance (Initial in EUR)	Principal Balance of Loan at Default (in EUR)	Recovery Total (in EUR)	Principal Balance End of Period (in EUR)	Object Type (new / used)	Vehicle Series	Customer Type (private / commercial)	Out of Deal (Month / Year)
1	July - 17	July - 13	12,108.24	12,108.24	12,108.24	0.00	New	1 Series	Private	
2	July - 17	July - 16	26,249.66	26,249.66	19,718.98	6,530.68	Used	5 Series	Commercial	
3	Aug - 17	Oct - 16	21,966.32	21,966.32	11,815.44	10,150.88	Used	X1 Series	Commercial	
4	Sept - 17	July - 16	22,589.03	22,159.32	18,105.72	4,053.60	Used	3 Series	Private	
5	Sept - 17	July - 16	28,513.63	28,487.63	13,639.45	14,848.18	Used	5 Series	Commercial	
6	Sept - 17	May - 16	23,953.14	22,964.63	14,296.59	8,668.04	Used	3 Series	Commercial	
7	Sept - 17	Sept - 15	30,766.94	30,317.43	23,800.55	6,516.88	Used	7 Series	Commercial	
8	Sept - 17	Jan - 14	16,095.19	15,866.14	7,700.00	8,166.14	Used	X3 Series	Private	
9	Oct - 17	July - 14	18,607.10	17,715.44	12,023.54	5,691.90	Used	7 Series	Commercial	
10	Oct - 17	Aug - 16	48,352.00	46,215.95	41,345.57	4,870.38	New	X4 Series	Private	
11	Oct - 17	Dec - 16	25,339.85	9,306.62	0.00	9,306.62	Used	X5 Series	Commercial	
12	Nov - 17	Sept - 14	26,110.38	24,845.28	17,635.00	7,210.28	New	X1 Series	Private	
13	Nov - 17	Oct - 16	75,701.05	74,763.27	28,920.47	45,842.80	New	X3 Series	Commercial	
14	Nov - 17	Nov - 16	37,732.58	37,200.81	16,527.15	20,673.66	New	5 Series	Commercial	
15	Nov - 17	Dec - 16	66,283.20	63,866.25	28,181.23	35,685.02	New	4 Series	Commercial	
16	Nov - 17	Mar - 16	57,170.28	54,708.18	30,691.30	24,016.88	Used	X5 Series	Commercial	
17	Dec - 17	June - 16	39,817.16	39,817.16	150.00	39,790.87	New	4 Series	Private	
18	Dec - 17	Aug - 15	9,484.29	8,705.41	8,705.41	0.00	Used	X1 Series	Private	
19	Dec - 17	Nov - 16	22,827.11	22,827.11	0.00	22,827.11	Used	5 Series	Commercial	
20	Dec - 17	Dec - 16	12,028.97	11,858.80	349.78	11,509.02	Used	Non BMW Group (incl. Motorcycles)	Commercial	
21	Dec - 17	Nov - 16	14,066.67	14,066.67	0.00	14,166.44	Used	Non BMW Group (incl. Motorcycles)	Private	
22	Dec - 17	Jan - 16	6,875.38	5,516.01	5,516.01	0.00	Used	MINI	Commercial	
23	Dec - 17	July - 16	9,064.09	9,064.09	5,478.90	3,585.19	Used	3 Series	Private	
24	Dec - 17	Sept - 16	18,163.43	17,751.57	0.00	17,751.57	Used	X6 Series	Commercial	
25	Jan - 18	Oct - 16	22,014.67	21,907.22	21,907.22	0.00	Used	X6 Series	Private	
26	Jan - 18	Jan - 17	13,609.06	6,127.58	6,127.58	0.00	Used	1 Series	Commercial	
27	Jan - 18	Sept - 16	38,220.51	18,366.48	906.03	17,460.45	Used	6 Series	Commercial	
28	Jan - 18	Mar - 15	34,793.06	32,440.74	18,672.19	13,768.55	Used	X6 Series	Commercial	
29	Jan - 18	Oct - 16	14,237.42	14,033.56	14,033.56	0.00	Used	1 Series	Commercial	
30	Jan - 18	July - 16	26,770.35	25,495.27	10,716.40	14,778.87	Used	X3 Series	Commercial	
31	Jan - 18	Oct - 14	53,052.82	50,414.94	35,761.62	14,653.32	New	X5 Series	Commercial	
32	Jan - 18	July - 12	7,079.53	7,079.53	7,079.53	0.00	Used	3 Series	Private	
33	Feb - 18	Nov - 16	38,911.69	35,658.26	24,470.53	11,187.73	Used	X6 Series	Commercial	

Compartment German Auto Loans 6

Monthly Investor Report



Reporting Date	Sept 11, 2018		
Payment Date	Sept 20, 2018		
Period No	16		
Monthly Period	Aug 31, 2018		
Interest Period	From	Aug 20, 2018	to Sept 20, 2018 = 31 days

9. Defaulted Amount & Recovery Amount - Loan Level Data*

	Month / Year of Default	Month / Year of Loan Origination	Principal Balance (Initial in EUR)	Principal Balance of Loan at Default (in EUR)	Recovery Total (in EUR)	Principal Balance End of Period (in EUR)	Object Type (new / used)	Vehicle Series	Customer Type (private / commercial)	Out of Deal (Month / Year)
34	Feb - 18	Jan - 17	53,929.60	51,618.55	34,148.98	17,469.57	Used	X5 Series	Commercial	
35	Feb - 18	July - 16	798.03	267.51	-73.17	340.68	Used	5 Series	Commercial	
36	Feb - 18	Dec - 16	56,994.82	56,582.87	41,740.64	14,842.23	New	7 Series	Commercial	
37	Mar - 18	Apr - 15	27,116.69	24,471.88	23,884.30	587.58	New	5 Series	Private	
38	Mar - 18	July - 16	11,456.78	10,871.87	10,871.87	0.00	Used	Other BMW Group	Private	
39	Mar - 18	Mar - 15	19,325.92	16,932.89	11,986.16	4,946.73	Used	7 Series	Commercial	
40	Mar - 18	Mar - 14	10,031.20	5,637.28	304.46	5,332.82	Used	3 Series	Commercial	
41	Mar - 18	Jan - 16	41,553.19	39,392.53	19,311.44	20,081.09	New	2 Series	Commercial	
42	Mar - 18	May - 16	6,004.46	4,030.97	4,030.97	0.00	Used	5 Series	Private	
43	Mar - 18	Nov - 16	9,018.58	7,768.69	4,297.94	3,470.75	Used	3 Series	Commercial	
44	Mar - 18	Mar - 16	32,684.99	29,747.23	21,447.61	8,299.62	New	5 Series	Commercial	
45	Mar - 18	May - 16	34,462.02	31,603.20	18,084.12	13,519.08	Used	5 Series	Commercial	
46	Apr - 18	Jan - 17	35,747.19	33,279.76	24,000.00	9,279.76	Used	5 Series	Private	
47	Apr - 18	Sept - 16	31,696.38	29,736.53	16,600.03	13,136.50	Used	X3 Series	Commercial	
48	Apr - 18	Sept - 16	5,865.73	5,472.37	5,472.37	0.00	New	Other BMW Group	Private	
49	Apr - 18	Feb - 15	19,533.40	17,796.26	16,623.49	1,172.77	New	2 Series	Private	
50	Apr - 18	Dec - 16	77,513.03	74,967.12	0.00	74,967.12	New	X6 Series	Commercial	
51	Apr - 18	July - 16	22,110.02	10,005.29	-21.52	10,026.81	New	1 Series	Commercial	
52	Apr - 18	Feb - 16	21,736.29	17,712.25	8,403.36	9,308.89	Used	3 Series	Commercial	
53	May - 18	Feb - 15	13,214.21	11,896.79	8,961.11	2,935.68	Used	MINI	Commercial	
54	May - 18	June - 14	58,689.10	37,461.30	-56.99	37,518.29	New	Non BMW Group (incl. Motorcycles)	Commercial	
55	May - 18	Oct - 16	42,808.15	22,454.19	-62.20	22,516.39	Used	5 Series	Commercial	
56	May - 18	Sept - 16	44,693.84	43,105.55	0.00	43,105.55	New	5 Series	Commercial	
57	May - 18	Oct - 16	66,392.14	60,919.73	0.00	61,007.13	Used	X6 Series	Commercial	
58	May - 18	Dec - 16	73,991.80	67,790.62	45,014.10	22,776.52	New	7 Series	Commercial	
59	May - 18	Nov - 16	32,067.04	31,297.46	0.00	31,297.46	New	2 Series	Commercial	
60	May - 18	Apr - 16	27,193.23	24,318.52	13,829.76	10,488.76	New	5 Series	Commercial	
61	May - 18	Apr - 15	18,422.64	16,551.31	12,949.39	3,601.92	New	MINI	Private	
62	May - 18	Nov - 16	77,450.44	75,122.17	0.00	75,122.17	New	X5 Series	Commercial	
63	May - 18	Sept - 16	13,193.28	9,002.90	9,002.90	0.00	Used	5 Series	Commercial	
64	May - 18	Oct - 16	6,215.93	2,475.71	0.00	2,475.71	Used	3 Series	Commercial	
65	May - 18	Oct - 15	19,564.34	18,053.40	0.00	18,053.40	New	3 Series	Commercial	
66	May - 18	Nov - 16	16,991.68	16,326.49	6,934.49	9,392.00	Used	1 Series	Private	

Compartment German Auto Loans 6

Monthly Investor Report



Reporting Date	Sept 11, 2018		
Payment Date	Sept 20, 2018		
Period No	16		
Monthly Period	Aug 31, 2018		
Interest Period	From	Aug 20, 2018	to Sept 20, 2018 = 31 days

9. Defaulted Amount & Recovery Amount - Loan Level Data*

	Month / Year of Default	Month / Year of Loan Origination	Principal Balance (Initial in EUR)	Principal Balance of Loan at Default (in EUR)	Recovery Total (in EUR)	Principal Balance End of Period (in EUR)	Object Type (new / used)	Vehicle Series	Customer Type (private / commercial)	Out of Deal (Month / Year)
67	May - 18	Feb - 16	6,136.87	3,938.15	3,938.15	0.00	Used	MINI	Private	
68	May - 18	Oct - 16	21,230.64	20,474.11	13,494.92	6,979.19	Used	5 Series	Commercial	
69	June - 18	Nov - 14	4,049.45	1,697.55	516.12	1,181.43	Used	7 Series	Private	
70	June - 18	Dec - 16	1,782.54	1,285.53	0.00	1,285.53	Used	Non BMW Group (incl. Motorcycles)	Commercial	
71	June - 18	July - 16	22,876.77	20,633.43	16,535.00	4,098.43	Used	3 Series	Private	
72	June - 18	Jan - 16	28,450.20	25,349.51	17,171.93	8,177.58	Used	5 Series	Commercial	
73	June - 18	July - 15	7,325.14	3,741.55	3,741.55	0.00	Used	3 Series	Private	
74	June - 18	Nov - 14	4,139.70	3,320.41	1,783.38	1,537.03	Used	1 Series	Private	
75	June - 18	July - 14	49,680.50	42,227.87	18,926.60	23,301.27	Used	X3 Series	Commercial	
76	June - 18	Nov - 16	52,641.93	46,761.93	16,750.76	30,011.17	New	5 Series	Commercial	
77	June - 18	Mar - 16	62,668.94	58,667.38	36,123.32	22,544.06	New	X6 Series	Private	
78	June - 18	Oct - 16	39,619.76	35,961.09	21,260.22	14,700.87	New	3 Series	Commercial	
79	June - 18	Oct - 15	12,574.82	11,278.44	6,277.26	5,001.18	Used	Non BMW Group (incl. Motorcycles)	Commercial	
80	July - 18	June - 15	28,837.80	28,623.73	15,565.25	13,058.48	New	3 Series	Private	
81	July - 18	Dec - 12	4,220.01	2,464.62	2,464.62	0.00	Used	3 Series	Private	
82	July - 18	Sept - 14	17,410.22	12,242.61	12,202.33	40.28	Used	X5 Series	Commercial	
83	July - 18	Apr - 15	9,609.45	7,236.05	2,577.71	4,658.34	Used	Non BMW Group (incl. Motorcycles)	Private	
84	July - 18	July - 16	7,725.62	4,123.70	3,202.50	921.20	Used	5 Series	Commercial	
85	July - 18	July - 16	39,811.06	35,147.66	35,147.66	0.00	New	5 Series	Commercial	
86	July - 18	Dec - 16	21,921.83	19,887.75	12,685.00	7,202.75	Used	5 Series	Private	
87	July - 18	Dec - 14	22,657.22	19,077.25	19,077.25	0.00	Used	3 Series	Private	
88	Aug - 18	Aug - 15	19,717.13	16,032.99	13,854.68	2,178.31	Used	1 Series	Commercial	
89	Aug - 18	Nov - 16	30,563.54	26,795.83	16,573.66	10,222.17	Used	X3 Series	Commercial	
90	Aug - 18	Dec - 14	11,417.93	7,648.63	350.00	7,298.63	Used	3 Series	Private	
91	Aug - 18	Sept - 16	36,883.71	35,323.43	22,026.97	13,296.46	New	3 Series	Commercial	
92	Aug - 18	Oct - 16	11,778.01	10,233.01	0.00	10,233.01	New	Other BMW Group	Commercial	
93	Aug - 18	July - 16	15,850.14	13,711.14	7,601.46	6,109.68	Used	X1 Series	Private	
94	Aug - 18	Aug - 16	70,911.31	33,902.93	33,902.93	0.00	New	X6 Series	Commercial	
95	Aug - 18	Sept - 16	42,358.40	39,100.18	0.00	39,100.18	Used	X6 Series	Commercial	
96	Aug - 18	Nov - 16	16,286.95	12,957.03	11,292.77	1,664.26	Used	7 Series	Commercial	
97	Aug - 18	Aug - 16	15,541.79	8,615.26	5,900.00	2,715.26	Used	3 Series	Commercial	
98	Aug - 18	Sept - 16	8,830.36	7,960.11	5,397.18	2,562.93	New	Other BMW Group	Commercial	
99	Aug - 18	Jan - 17	21,561.83	19,644.53	11,932.77	7,711.76	New	MINI	Commercial	

Compartment German Auto Loans 6

Monthly Investor Report



Reporting Date	Sept 11, 2018		
Payment Date	Sept 20, 2018		
Period No	16		
Monthly Period	Aug 31, 2018		
Interest Period	From	Aug 20, 2018	to Sept 20, 2018 = 31 days

9. Defaulted Amount & Recovery Amount - Loan Level Data*

	Month / Year of Default	Month / Year of Loan Origination	Principal Balance (Initial in EUR)	Principal Balance of Loan at Default (in EUR)	Recovery Total (in EUR)	Principal Balance End of Period (in EUR)	Object Type (new / used)	Vehicle Series	Customer Type (private / commercial)	Out of Deal (Month / Year)
100	Aug - 18	Mar - 16	22,098.24	19,918.99	14,589.04	5,329.95	Used	7 Series	Commercial	
101	Aug - 18	Nov - 16	10,476.38	6,970.04	766.90	6,203.14	Used	5 Series	Commercial	
102	Aug - 18	Oct - 16	11,778.01	10,233.01	0.00	10,233.01	New	Other BMW Group	Commercial	
103	Aug - 18	Nov - 16	8,509.74	6,366.54	0.00	6,366.54	Used	1 Series	Private	
104	Aug - 18	Nov - 16	16,631.94	14,962.34	8,469.10	6,493.24	New	Non BMW Group (incl. Motorcycles)	Commercial	
105	July - 17	Nov - 16	37,424.54	37,424.54	31,915.26	5,509.28	New	4 Series	Commercial	Oct - 17
106	July - 17	July - 16	28,014.61	28,014.61	18,661.53	9,420.46	Used	5 Series	Private	Oct - 17
107	Aug - 17	Jan - 16	25,268.00	25,268.00	17,390.69	7,877.31	New	1 Series	Private	Nov - 17
108	Aug - 17	Dec - 16	20,281.95	20,281.95	14,703.62	5,578.33	Used	Non BMW Group (incl. Motorcycles)	Commercial	Nov - 17
109	Sept - 17	Oct - 16	27,208.69	26,658.46	17,812.61	8,845.85	Used	5 Series	Private	Dec - 17
110	Oct - 17	July - 16	29,597.02	29,012.82	21,927.22	7,085.60	Used	5 Series	Commercial	Jan - 18
111	Oct - 17	Aug - 16	15,220.23	15,220.23	10,727.34	4,492.89	Used	3 Series	Commercial	Jan - 18
112	Oct - 17	Jan - 17	80,544.42	78,725.85	49,476.47	29,249.38	New	X5 Series	Private	Jan - 18
113	Nov - 17	Aug - 16	17,579.18	16,979.07	14,472.50	2,506.57	Used	X1 Series	Commercial	Mar - 18
114	Dec - 17	Apr - 16	19,002.88	18,279.70	12,979.38	5,300.32	Used	5 Series	Private	Mar - 18
115	Mar - 18	Sept - 15	11,319.56	2,184.84	896.21	1,288.63	Used	3 Series	Private	Mar - 18
116	Jan - 18	Sept - 16	7,210.31	6,467.67	5,372.12	1,095.55	Used	X3 Series	Private	Apr - 18
117	Jan - 18	Sept - 16	18,666.09	17,730.87	12,565.51	5,221.40	Used	1 Series	Private	Apr - 18
118	Jan - 18	Dec - 16	33,073.80	31,709.26	14,827.05	16,882.21	Used	5 Series	Commercial	Apr - 18
119	Jan - 18	Oct - 16	9,214.46	8,745.77	6,343.77	2,402.00	Used	MINI	Private	Apr - 18
120	Jan - 18	Sept - 16	4,938.52	4,197.61	2,360.64	1,836.97	Used	Non BMW Group (incl. Motorcycles)	Private	Apr - 18
121	Jan - 18	Mar - 16	29,050.36	28,448.69	22,138.11	6,310.58	Used	4 Series	Private	Apr - 18
122	Feb - 18	Nov - 16	25,141.10	24,180.35	17,012.91	7,167.44	New	MINI	Commercial	Apr - 18
123	Feb - 18	Dec - 14	28,608.07	27,649.69	20,022.39	7,627.30	New	5 Series	Commercial	Apr - 18
124	Apr - 18	Oct - 16	32,160.44	293.98	57.55	236.43	New	MINI	Private	Apr - 18
125	Mar - 18	July - 16	69,726.86	65,549.55	41,681.39	23,868.16	New	X5 Series	Commercial	May - 18
126	Jan - 18	Aug - 16	33,717.10	31,767.04	23,369.82	8,397.22	Used	5 Series	Commercial	June - 18
127	Mar - 18	July - 15	10,550.23	10,046.42	6,091.05	3,955.37	Used	3 Series	Private	June - 18
128	Mar - 18	July - 16	41,065.07	37,956.62	27,208.02	10,748.60	Used	6 Series	Commercial	June - 18
129	Mar - 18	Nov - 16	38,997.60	36,070.13	27,534.76	8,535.37	New	5 Series	Commercial	June - 18
130	Mar - 18	Jan - 17	31,171.80	30,713.91	23,942.51	6,771.40	New	2 Series	Private	June - 18
131	Apr - 18	July - 16	25,857.82	23,920.70	16,599.70	7,321.00	New	MINI	Commercial	June - 18
132	Apr - 18	Feb - 16	11,087.13	10,478.26	6,597.96	3,880.30	Used	1 Series	Private	July - 18

Compartment German Auto Loans 6

Monthly Investor Report



Reporting Date	Sept 11, 2018		
Payment Date	Sept 20, 2018		
Period No	16		
Monthly Period	Aug 31, 2018		
Interest Period	From	Aug 20, 2018	to Sept 20, 2018 = 31 days

9. Defaulted Amount & Recovery Amount - Loan Level Data*

	Month / Year of Default	Month / Year of Loan Origination	Principal Balance (Initial in EUR)	Principal Balance of Loan at Default (in EUR)	Recovery Total (in EUR)	Principal Balance End of Period (in EUR)	Object Type (new / used)	Vehicle Series	Customer Type (private / commercial)	Out of Deal (Month / Year)
133	May - 18	Nov - 16	53,339.31	49,332.55	24,708.81	24,623.74	New	5 Series	Commercial	Aug - 18
134	May - 18	Sept - 16	7,970.11	6,664.09	4,780.73	1,883.36	Used	X3 Series	Private	Aug - 18
135	May - 18	Sept - 16	30,766.75	28,632.37	3,227.70	25,404.67	New	MINI	Commercial	Aug - 18
136	May - 18	Oct - 16	14,261.39	13,229.52	8,061.56	5,167.96	Used	3 Series	Private	Aug - 18
137	May - 18	July - 16	29,905.09	26,776.43	19,056.53	7,719.90	New	2 Series	Private	Aug - 18
138	June - 18	May - 15	14,425.48	12,355.06	8,357.30	3,997.76	Used	5 Series	Commercial	Aug - 18

*Applicable only if loans have defaulted. Does not include defaulted amounts less than 10 EUR.

Compartment German Auto Loans 6

Monthly Investor Report



Reporting Date	Sept 11, 2018			
Payment Date	Sept 20, 2018			
Period No	16			
Monthly Period	Aug 31, 2018			
Interest Period	From	Aug 20, 2018	to	Sept 20, 2018 = 31 days

10. Outstanding note balance

1. Note balance	All Notes	Class A	Class B	
Initial note information for Class				
ISIN code		XS1603810943	XS1603811248	
Currency		EUR	EUR	
Legal final maturity		May 2024	May 2024	
Rating (Fitch / Moody's / S&P/DBRS)		AAA/N/A/AAA/N/A	N/A/N/A/N/A/N/A	
Initial notes aggregate principal outstanding balance in EUR	1,075,300,000.00	1,000,000,000.00	75,300,000.00	
Nominal amount per note in EUR		100,000.00	100,000.00	
Initial number of notes per class in EUR		10,000	753	
Current Note Information				
Notes aggregate principal outstanding balance in EUR - BoP	635,881,578.25	560,581,578.25	75,300,000.00	
Available distribution amount in EUR	34,225,412.99			
Redemption per class in EUR		28,706,174.72	0,00	
Redemption per note in EUR		2,870.62	0.00	
Notes aggregate principal outstanding balance in EUR - EoP	607,175,403.53	531,875,403.53	75,300,000.00	
Current pool factor		0.53	1.00	
2. Payments to investor per note		Class A	Class B	
Interest Type		Floating Rate	Fixed Rate	
Reference Rate		1M_EURIBOR	NONE	
Actual Interest Rate		-0.369%	NONE	
Spread		0.400%	NONE	
Coupon		0.031%	1.000%	
Day count fraction		Actual/360	Actual/360	
Interest days		31 days	31 days	
Principal outstanding per note in EUR - BoP		56,058.16	100,000.00	
Principal repayment per note in EUR		2,870.62	0.00	
Principal outstanding per note in EUR - EoP		53,187.54	100,000.00	
Interest payment per Note in EUR		1.50	86.11	
3. Credit enhancement	Initial Period (in EUR)	Initial CE (in %)	Current Period (in EUR)	Current CE (in %)
Class A	1,000,000,000.00	7.50	531,875,403.53	17.79
Class B	75,300,000.00	0.50	75,300,000.00	6.04
Cash Reserve (+ Overcollateralisation)	5,379,989.24	0.00	38,656,389.69	0.00

"In its capacity as originator and lender, BMW Bank GmbH complies with the retention requirement of a material net economic interest in accordance with Art. 405 CRR. A minimum of 5.0% of the net economic interest will be retained throughout the life of the transaction in form of retention of the Class B Notes and the Subordinated Loan."

Compartment German Auto Loans 6

Monthly Investor Report



Reporting Date	Sept 11, 2018		
Payment Date	Sept 20, 2018		
Period No	16		
Monthly Period	Aug 31, 2018		
Interest Period	From	Aug 20, 2018	to Sept 20, 2018 = 31 days

10. Outstanding note balance

4. Clean-Up Call Option

If the aggregate outstanding principal balance has been reduced to less than 10% of the aggregate outstanding principal balance at the Issue Date, the seller will have the option under the receivables purchase Agreement to acquire all outstanding purchased receivables.

Aggregate outstanding principal balance at end of period (in EUR)

640,451,793.22

Clean-Up option exercisable

No

Compartment German Auto Loans 6

Monthly Investor Report



Reporting Date	Sept 11, 2018			
Payment Date	Sept 20, 2018			
Period No	16			
Monthly Period	Aug 31, 2018			
Interest Period	From	Aug 20, 2018	to	Sept 20, 2018 = 31 days

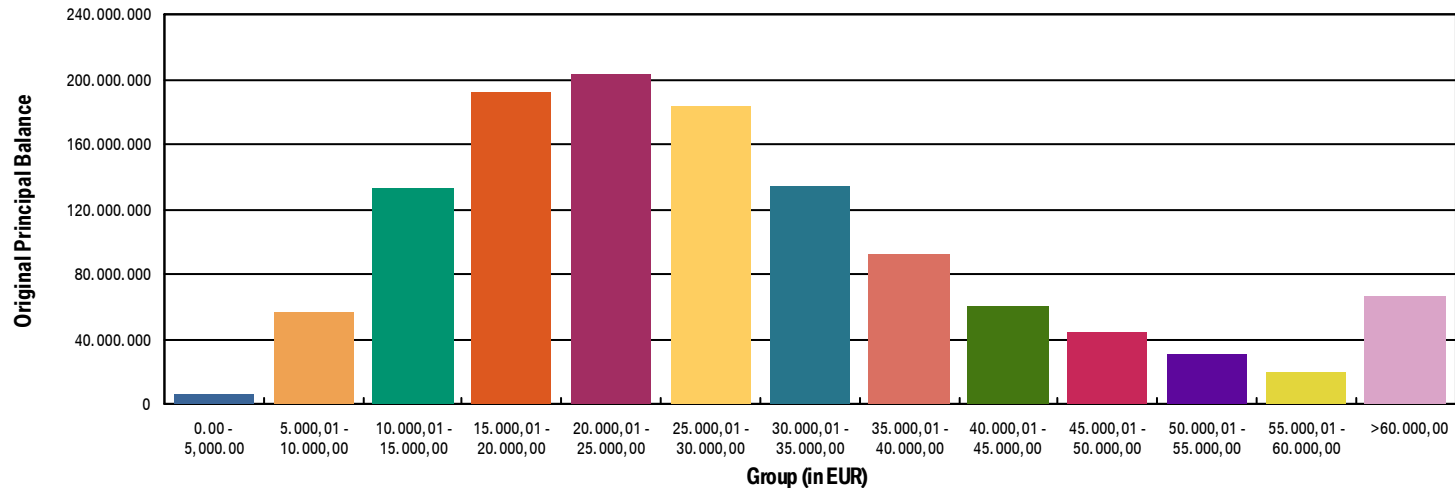
11. Original Principal Balance

Initial Portfolio as of origination of contract

Group (in EUR) (by Original Principal Balance)	Original principal balance (in EUR)	Original Principal Balance (in % of total)	Number of Contracts	Number of Contracts (in % of total)
0.00 - 5,000.00	6,961,408.74	0.57	1,865	3.26
5.000,01 - 10.000,00	57,388,022.06	4.67	7,244	12.65
10.000,01 - 15.000,00	133,535,566.70	10.87	10,559	18.44
15.000,01 - 20.000,00	192,777,080.91	15.69	10,993	19.19
20.000,01 - 25.000,00	203,416,414.15	16.56	9,063	15.82
25.000,01 - 30.000,00	183,592,205.90	14.95	6,697	11.69
30.000,01 - 35.000,00	134,715,430.88	10.97	4,167	7.28
35.000,01 - 40.000,00	92,491,662.13	7.53	2,475	4.32
40.000,01 - 45.000,00	60,969,308.79	4.96	1,439	2.51
45.000,01 - 50.000,00	44,283,924.13	3.61	933	1.63
50.000,01 - 55.000,00	30,994,550.71	2.52	592	1.03
55.000,01 - 60.000,00	20,271,017.69	1.65	353	0.62
> 60.000,00	66,961,730.08	5.45	892	1.56
Total	1,228,358,322.87	100.00	57,272	100.00

Average:	21,447.80
Min:	1,300.00
Max:	230,000.00

11a. Original Principal Balance (graph)



Compartment German Auto Loans 6

Monthly Investor Report



Reporting Date	Sept 11, 2018			
Payment Date	Sept 20, 2018			
Period No	16			
Monthly Period	Aug 31, 2018			
Interest Period	From	Aug 20, 2018	to	Sept 20, 2018 = 31 days

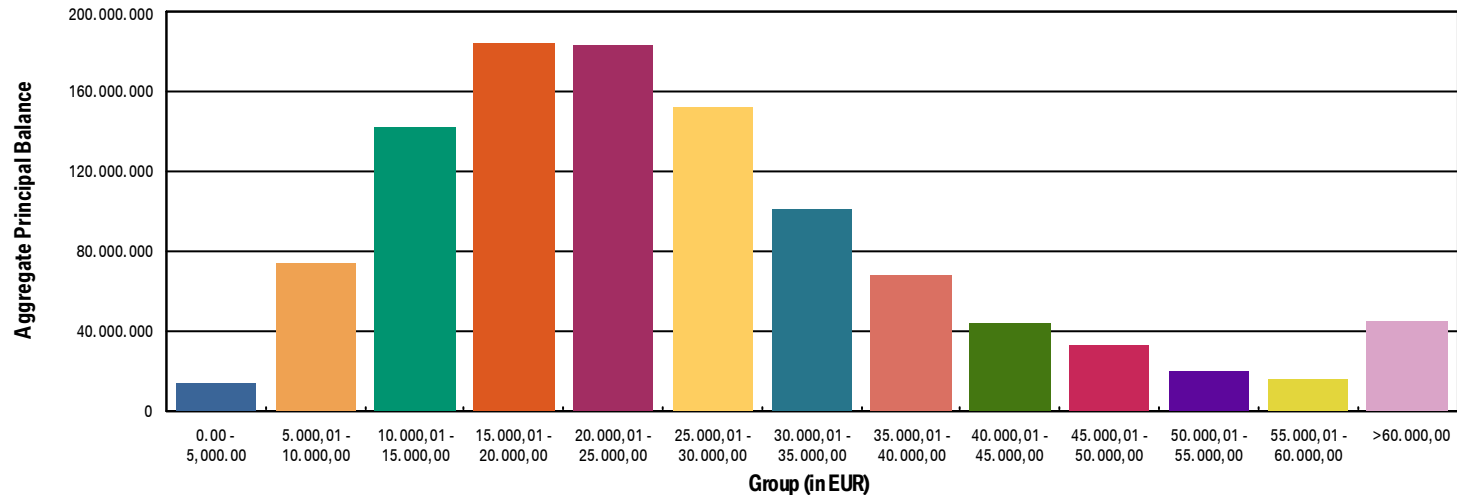
12. Aggregate Principal Balance

Initial Portfolio

Group (in EUR)	Aggregate Principal Balance (in EUR)	Aggregate Principal Balance (in % of total)	Number of Contracts	Number of Contracts (in % of total)
0.00 - 5,000.00	13,366,301.71	1.24	4,043	7.06
5.000,01 - 10.000,00	73,852,459.18	6.87	9,583	16.73
10.000,01 - 15.000,00	142,680,464.23	13.27	11,381	19.87
15.000,01 - 20.000,00	184,614,885.46	17.17	10,578	18.47
20.000,01 - 25.000,00	182,919,932.54	17.01	8,178	14.28
25.000,01 - 30.000,00	151,836,950.18	14.12	5,563	9.71
30.000,01 - 35.000,00	101,135,658.14	9.41	3,137	5.48
35.000,01 - 40.000,00	67,819,382.45	6.31	1,818	3.17
40.000,01 - 45.000,00	43,632,027.31	4.06	1,032	1.80
45.000,01 - 50.000,00	32,500,636.98	3.02	687	1.20
50.000,01 - 55.000,00	19,997,546.77	1.86	382	0.67
55.000,01 - 60.000,00	16,105,294.70	1.50	281	0.49
> 60.000,00	44,838,449.59	4.17	609	1.06
Total	1,075,299,989.24	100.00	57,272	100.00

Average:	18,775.32
Min:	191.67
Max:	214,523.87

12a. Aggregate Principal Balance (graph)



Compartment German Auto Loans 6

Monthly Investor Report



Reporting Date	Sept 11, 2018			
Payment Date	Sept 20, 2018			
Period No	16			
Monthly Period	Aug 31, 2018			
Interest Period	From	Aug 20, 2018	to	Sept 20, 2018 = 31 days

13. Aggregate Outstanding Principal Balance

Portfolio as of: Aug 31, 2018

Group (in EUR)	Aggregate Outstanding Principal Balance (in EUR)	Aggregate Outstanding Principal Balance (in % of total)	Number of Contracts	Number of Contracts (in % of total)
0.00 - 5,000.00	12,710,993.68	1.98	7,678	17.79
5.000,01 - 10.000,00	61,107,708.38	9.54	8,019	18.58
10.000,01 - 15.000,00	105,815,248.88	16.52	8,491	19.67
15.000,01 - 20.000,00	132,714,433.06	20.72	7,618	17.65
20.000,01 - 25.000,00	113,692,532.68	17.75	5,103	11.82
25.000,01 - 30.000,00	76,735,663.71	11.98	2,824	6.54
30.000,01 - 35.000,00	46,075,436.87	7.19	1,431	3.32
35.000,01 - 40.000,00	28,552,898.35	4.46	765	1.77
40.000,01 - 45.000,00	19,222,261.28	3.00	455	1.05
45.000,01 - 50.000,00	12,821,489.77	2.00	270	0.63
50.000,01 - 55.000,00	10,161,327.88	1.59	194	0.45
55.000,01 - 60.000,00	7,751,796.54	1.21	135	0.31
> 60.000,00	13,090,002.14	2.04	183	0.42
Total	640,451,793.22	100.00	43,166	100.00

WA:	14,836.95
Min:	0.00
Max:	182,798.84

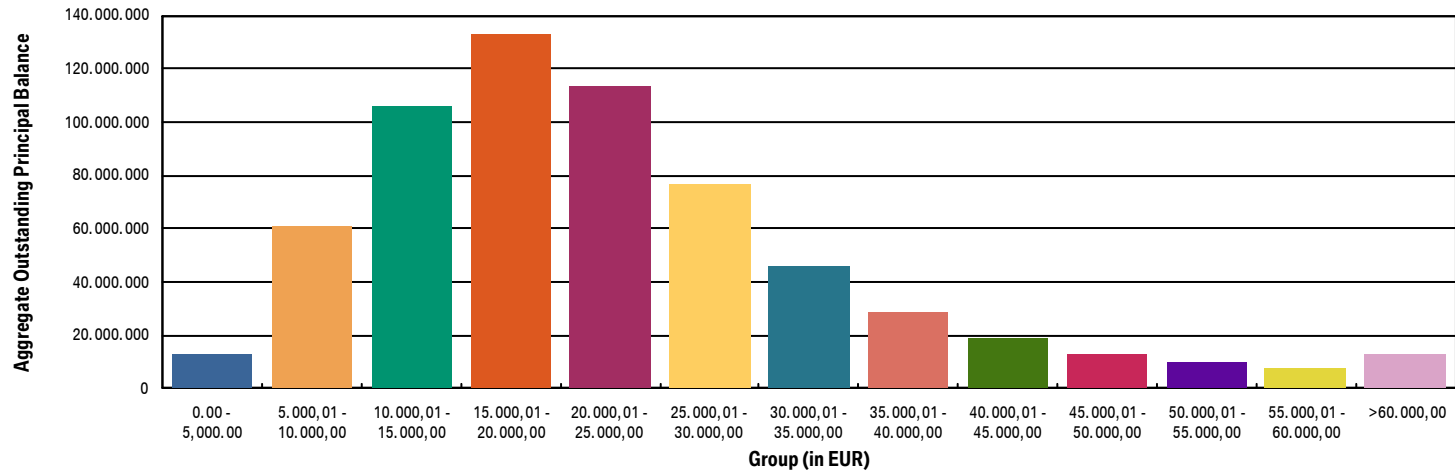
Compartment German Auto Loans 6

Monthly Investor Report



Reporting Date	Sept 11, 2018		
Payment Date	Sept 20, 2018		
Period No	16		
Monthly Period	Aug 31, 2018		
Interest Period	From	Aug 20, 2018	to Sept 20, 2018 = 31 days

13a. Aggregate Outstanding Principal Balance (graph)



Compartment German Auto Loans 6

Monthly Investor Report



Reporting Date	Sept 11, 2018				
Payment Date	Sept 20, 2018				
Period No	16				
Monthly Period	Aug 31, 2018				
Interest Period	From	Aug 20, 2018	to	Sept 20, 2018	= 31 days

14. Down Payments

Portfolio as of: Aug 31, 2018

Down Payment	Aggregate Outstanding Principal Balance (in EUR)	Aggregate Outstanding Principal Balance (in % of total)	Number of Contracts	Number of Contracts (in % of total)	Down Payment/ Purchase Price (in %)
No Down Payment	147,225,545.41	22.99	10,590	24.53	0.00
<=1000	12,796,263.01	2.00	1,083	2.51	4.37
1.000,01 - 2.000,00	31,396,731.55	4.90	2,448	5.67	8.52
2.000,01 - 3.000,00	41,540,975.97	6.49	3,217	7.45	12.59
3.000,01 - 4.000,00	38,089,716.50	5.95	2,892	6.70	16.01
4.000,01 - 5.000,00	62,937,755.76	9.83	4,297	9.95	18.16
5.000,01 - 6.000,00	35,767,425.35	5.58	2,380	5.51	20.12
6.000,01 - 7.000,00	35,622,794.06	5.56	2,291	5.31	21.98
7.000,01 - 8.000,00	31,763,640.18	4.96	2,003	4.64	24.22
8.000,01 - 9.000,00	19,302,615.23	3.01	1,150	2.66	24.71
9.000,01 - 10.000,00	52,867,672.29	8.25	3,136	7.26	27.01
10.000,01 - 11.000,00	10,867,231.49	1.70	640	1.48	27.45
11.000,01 - 12.000,00	15,441,173.36	2.41	922	2.14	29.30
12.000,01 - 13.000,00	11,289,585.41	1.76	651	1.51	29.86
13.000,01 - 14.000,00	8,192,870.56	1.28	506	1.17	32.19
14.000,01 - 15.000,00	23,207,992.00	3.62	1,328	3.08	33.74
> 15.000,00	62,141,805.09	9.70	3,632	8.41	40.40
Total	640,451,793.22	100.00	43,166	100.00	17.83

Minimum Down Payment:	1.00
Maximum Down Payment:	150,000.00
Average Down Payment:	6,162.30
Average Down Payment (customers that made a Down Payment):	8,165.58

Compartment German Auto Loans 6

Monthly Investor Report



Reporting Date	Sept 11, 2018		
Payment Date	Sept 20, 2018		
Period No	16		
Monthly Period	Aug 31, 2018		
Interest Period	From	Aug 20, 2018	to Sept 20, 2018 = 31 days

15. Borrower Concentration

Portfolio as of: Aug 31, 2018

Borrower (Top 20)	Aggregate Outstanding Principal Balance (in EUR)	Aggregate Outstanding Principal Balance (in % of total)	Number of Contracts	Number of Contracts (in % of total)
1	335,460.18	0.05	18	0.04
2	258,763.06	0.04	8	0.02
3	252,985.26	0.04	11	0.03
4	216,921.13	0.03	11	0.03
5	182,798.84	0.03	1	0.00
6	163,180.91	0.03	5	0.01
7	147,394.32	0.02	3	0.01
8	136,566.71	0.02	2	0.00
9	125,864.03	0.02	3	0.01
10	123,942.31	0.02	4	0.01
11	122,021.12	0.02	5	0.01
12	121,511.19	0.02	2	0.00
13	120,742.45	0.02	1	0.00
14	114,922.72	0.02	1	0.00
15	113,543.31	0.02	6	0.01
16	113,222.08	0.02	3	0.01
17	112,008.37	0.02	4	0.01
18	110,749.51	0.02	1	0.00
19	110,723.16	0.02	1	0.00
20	108,792.30	0.02	2	0.00
Total	3,092,112.96	0.48	92	0.21
Total Portfolio Balance	640,451,793.22			

Compartment German Auto Loans 6

Monthly Investor Report



Reporting Date	Sept 11, 2018			
Payment Date	Sept 20, 2018			
Period No	16			
Monthly Period	Aug 31, 2018			
Interest Period	From	Aug 20, 2018	to	Sept 20, 2018 = 31 days

16. Geographical Distribution

Initial Portfolio

Post code area	Aggregate Principal Balance (in EUR)	Aggregate Principal Balance (in % of total)	Number of Contracts	Number of contracts (in % of total)
post code area 0	59,823,385.61	5.56	3,056	5.34
post code area 1	66,674,122.26	6.20	3,324	5.80
post code area 2	99,741,348.54	9.28	5,304	9.26
post code area 3	96,519,964.20	8.98	5,276	9.21
post code area 4	125,126,367.52	11.64	6,724	11.74
post code area 5	119,268,929.85	11.09	6,604	11.53
post code area 6	136,748,610.33	12.72	7,165	12.51
post code area 7	130,909,455.51	12.17	7,300	12.75
post code area 8	142,003,759.87	13.21	7,306	12.76
post code area 9	98,484,045.55	9.16	5,213	9.10
Total	1,075,299,989.24	100.00	57,272	100.00

Compartment German Auto Loans 6

Monthly Investor Report



Reporting Date	Sept 11, 2018			
Payment Date	Sept 20, 2018			
Period No	16			
Monthly Period	Aug 31, 2018			
Interest Period	From	Aug 20, 2018	to	Sept 20, 2018 = 31 days

16. Geographical Distribution

Portfolio as of: Aug 31, 2018

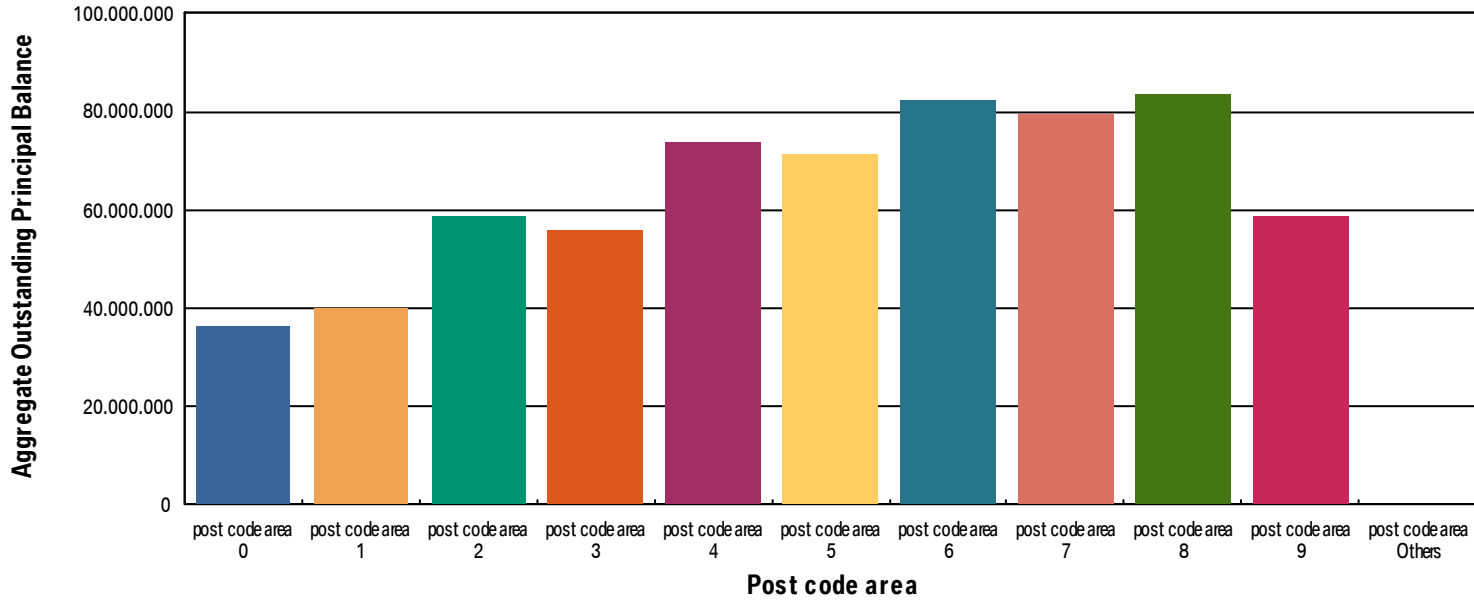
Post code area	Aggregate Outstanding Principal Balance (in EUR)	Aggregate Outstanding Principal Balance (in % of total)	Number of Contracts	Number of Contracts (in % of total)
post code area 0	36,423,336.29	5.69	2,336	5.41
post code area 1	40,180,551.15	6.27	2,558	5.93
post code area 2	58,528,191.60	9.14	3,973	9.20
post code area 3	55,979,226.31	8.74	3,965	9.19
post code area 4	73,663,097.67	11.50	5,024	11.64
post code area 5	71,454,930.60	11.16	5,008	11.60
post code area 6	82,353,097.45	12.86	5,439	12.60
post code area 7	79,461,243.08	12.41	5,558	12.88
post code area 8	83,487,176.94	13.04	5,377	12.46
post code area 9	58,752,894.16	9.17	3,910	9.06
post code area Others	168,047.97	0.03	18	0.04
Total	640,451,793.22	100.00	43,166	100.00

Compartment German Auto Loans 6
Monthly Investor Report



Reporting Date	Sept 11, 2018			
Payment Date	Sept 20, 2018			
Period No	16			
Monthly Period	Aug 31, 2018			
Interest Period	From	Aug 20, 2018	to	Sept 20, 2018 = 31 days

16a. Geographical Distribution (graph)



Compartment German Auto Loans 6

Monthly Investor Report



Reporting Date	Sept 11, 2018			
Payment Date	Sept 20, 2018			
Period No	16			
Monthly Period	Aug 31, 2018			
Interest Period	From	Aug 20, 2018	to	Sept 20, 2018 = 31 days

17. Object Type

Initial Portfolio

Car Type	Aggregate Principal Balance (in EUR)	Aggregate Principal Balance (in % of total)	Number of Contracts	Number of Contracts (in % of total)
New	531,428,928.67	49.42	21,844	38.14
Used	543,871,060.57	50.58	35,428	61.86
Total	1,075,299,989.24	100.00	57,272	100.00

Customer Group	Aggregate Principal Balance (in EUR)	Aggregate Principal Balance (in % of total)	Number of Contracts	Number of Contracts (in % of total)
Commercial	293,665,166.12	27.31	11,434	19.96
Private Individual	781,634,823.12	72.69	45,838	80.04
Total	1,075,299,989.24	100.00	57,272	100.00

Portfolio as of: Aug 31, 2018

Car Type	Aggregate Outstanding Principal Balance (in EUR)	Aggregate Outstanding Principal Balance (in % of total)	Number of Contracts	Number of Contracts (in % of total)
New	330,240,096.73	51.56	16,890	39.13
Used	310,211,696.49	48.44	26,276	60.87
Total	640,451,793.22	100.00	43,166	100.00

Customer Group	Aggregate Outstanding Principal Balance (in EUR)	Aggregate Outstanding Principal Balance (in % of total)	Number of Contracts	Number of Contracts (in % of total)
Commercial	170,127,681.25	26.56	8,446	19.57
Private Individual	470,324,111.97	73.44	34,720	80.43
Total	640,451,793.22	100.00	43,166	100.00

Compartment German Auto Loans 6

Monthly Investor Report



Reporting Date	Sept 11, 2018			
Payment Date	Sept 20, 2018			
Period No	16			
Monthly Period	Aug 31, 2018			
Interest Period	From	Aug 20, 2018	to	Sept 20, 2018 = 31 days

18. Delinquencies

Initial Portfolio

Days past due	Aggregate Principal Balance (in EUR)	Aggregate Principal Balance (in % of total)	Number of Contracts	Number of Contracts (in % of total)
1 - 30	0.00	0.00	0	0.00
31 - 60	0.00	0.00	0	0.00
61 - 90	0.00	0.00	0	0.00
91 - 120	0.00	0.00	0	0.00
> 120	0.00	0.00	0	0.00
Total	0.00	0.00	0	0.00

Portfolio as of: Aug 31, 2018

Days past due	Aggregate Outstanding Principal Balance (in EUR)	Aggregate Outstanding Principal Balance (in % of total)	Number of Contracts	Number of Contracts (in % of total)
1 - 30	7,053,202.08	1.10	412	0.95
31 - 60	1,499,000.03	0.23	70	0.16
61 - 90	336,729.65	0.05	20	0.05
91 - 120	194,845.16	0.03	11	0.03
> 120	249,424.78	0.04	18	0.04
Total	9,333,201.70	1.46	531	1.23

Compartment German Auto Loans 6

Monthly Investor Report



Reporting Date	Sept 11, 2018				
Payment Date	Sept 20, 2018				
Period No	16				
Monthly Period	Aug 31, 2018				
Interest Period	From	Aug 20, 2018	to	Sept 20, 2018	= 31 days

18a. Delinquencies Analysis

Monthly Period	Performing (in EUR)	31-60 days past due (in EUR)	61-90 days past due (in EUR)	91-120 days past due (in EUR)	>120 days past due (in EUR)
May - 17	1,051,140,272.32	0.00	0.00	0.00	0.00
June - 17	1,024,700,365.85	378,167.66	0.00	0.00	0.00
July - 17	994,170,042.20	523,120.19	123,726.88	0.00	0.00
Aug - 17	964,339,082.35	697,043.01	105,947.56	106,917.63	0.00
Sept - 17	936,301,745.87	957,410.17	225,540.58	77,459.93	95,081.65
Oct - 17	909,479,919.45	730,775.46	129,389.36	192,814.83	153,895.65
Nov - 17	881,540,606.33	916,651.29	378,172.28	89,080.83	235,696.97
Dec - 17	854,828,732.31	856,400.96	589,290.22	222,705.27	139,565.23
Jan - 18	828,403,189.94	1,199,106.16	206,992.34	365,055.87	254,999.94
Feb - 18	802,884,484.34	867,869.76	545,105.86	97,087.51	450,715.06
Mar - 18	775,259,903.99	984,845.55	272,421.73	307,469.27	422,851.71
Apr - 18	748,151,274.00	827,915.00	538,482.29	217,653.02	505,436.57
May - 18	722,231,554.98	645,773.35	297,883.84	221,127.41	288,599.92
June - 18	692,758,990.68	905,166.06	265,448.43	72,391.49	313,328.09
July - 18	665,960,034.40	1,026,929.34	268,532.33	106,002.17	301,625.19
Aug - 18	638,171,793.60	1,499,000.03	336,729.65	194,845.16	249,424.78

Compartment German Auto Loans 6

Monthly Investor Report



Reporting Date	Sept 11, 2018			
Payment Date	Sept 20, 2018			
Period No	16			
Monthly Period	Aug 31, 2018			
Interest Period	From	Aug 20, 2018	to	Sept 20, 2018 = 31 days

19. Seasoning

Initial Portfolio

Group (in months)	Aggregate Principal Balance (in EUR)	Aggregate Principal Balance (in % of total)	Number of Contracts	Number of Contracts (in % of total)
<= 6	458,235,227.19	42.61	22,032	38.47
> 6 - <= 12	396,304,176.80	36.86	21,021	36.70
> 12 - <= 24	148,913,402.18	13.85	8,850	15.45
> 24 - <= 36	59,394,927.43	5.52	4,252	7.42
> 36 - <= 42	6,502,465.02	0.60	529	0.92
> 42 - <= 48	3,728,142.87	0.35	348	0.61
> 48 - <= 53	1,329,760.84	0.12	133	0.23
> 53	891,886.91	0.08	107	0.19
Total	1,075,299,989.24	100.00	57,272	100.00

WA Seasoning (in months):	9.65
Min (in months):	3.00
Max (in months):	60.00

Compartment German Auto Loans 6

Monthly Investor Report



Reporting Date	Sept 11, 2018			
Payment Date	Sept 20, 2018			
Period No	16			
Monthly Period	Aug 31, 2018			
Interest Period	From	Aug 20, 2018	to	Sept 20, 2018 = 31 days

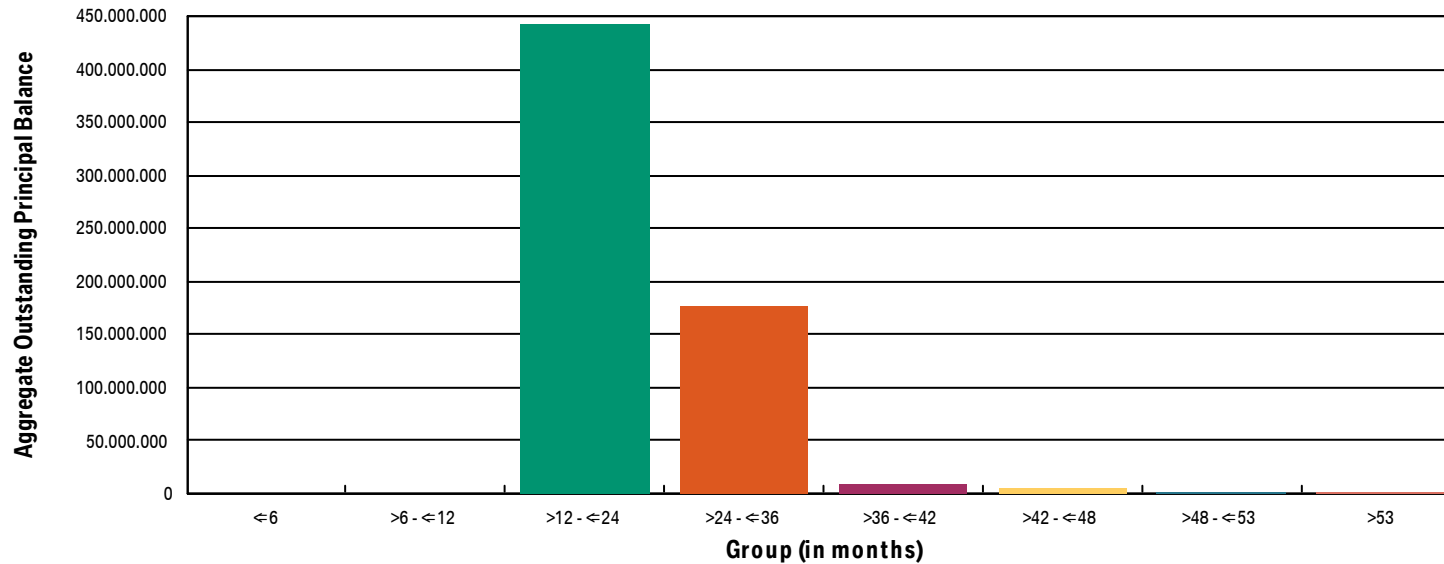
19. Seasoning

Portfolio as of: Aug 31, 2018

Group (in months)	Aggregate Outstanding Principal Balance (in EUR)	Aggregate Outstanding Principal Balance (in % of total)	Number of Contracts	Number of Contracts (in % of total)
<= 6	0.00	0.00	0	0.00
> 6 - <= 12	0.00	0.00	0	0.00
> 12 - <= 24	443,548,262.37	69.26	27,876	64.58
> 24 - <= 36	177,234,141.80	27.67	12,739	29.51
> 36 - <= 42	9,633,756.08	1.50	1,348	3.12
> 42 - <= 48	5,935,753.41	0.93	627	1.45
> 48 - <= 53	2,489,145.30	0.39	302	0.70
> 53	1,610,734.26	0.25	274	0.63
Total	640,451,793.22	100.00	43,166	100.00

WA Seasoning (in months):	23.84
Min (in months):	19.00
Max (in months):	76.00

19a. Seasoning (graph)



Compartment German Auto Loans 6

Monthly Investor Report



Reporting Date	Sept 11, 2018			
Payment Date	Sept 20, 2018			
Period No	16			
Monthly Period	Aug 31, 2018			
Interest Period	From	Aug 20, 2018	to	Sept 20, 2018 = 31 days

20. Remaining Term

Initial Portfolio

Group (in months)	Aggregate Principal Balance (in EUR)	Aggregate Principal Balance (in % of total)	Number of Contracts	Number of Contracts (in % of total)
<= 6	19,838,766.41	1.84	1,902	3.32
> 6 - <= 12	34,785,770.44	3.23	2,931	5.12
> 12 - <= 24	151,559,656.36	14.09	10,701	18.68
> 24 - <= 36	496,534,748.91	46.18	24,142	42.15
> 36 - <= 42	96,296,366.96	8.96	5,235	9.14
> 42 - <= 48	116,405,569.79	10.83	5,562	9.71
> 48 - <= 53	83,928,125.73	7.81	3,664	6.40
> 53	75,950,984.64	7.06	3,135	5.47
Total	1,075,299,989.24	100.00	57,272	100.00

WA Remaining Term (in months):	33.16
Min (in months):	3.00
Max (in months):	60.00

Compartment German Auto Loans 6

Monthly Investor Report



Reporting Date	Sept 11, 2018		
Payment Date	Sept 20, 2018		
Period No	16		
Monthly Period	Aug 31, 2018		
Interest Period	From	Aug 20, 2018	to Sept 20, 2018 = 31 days

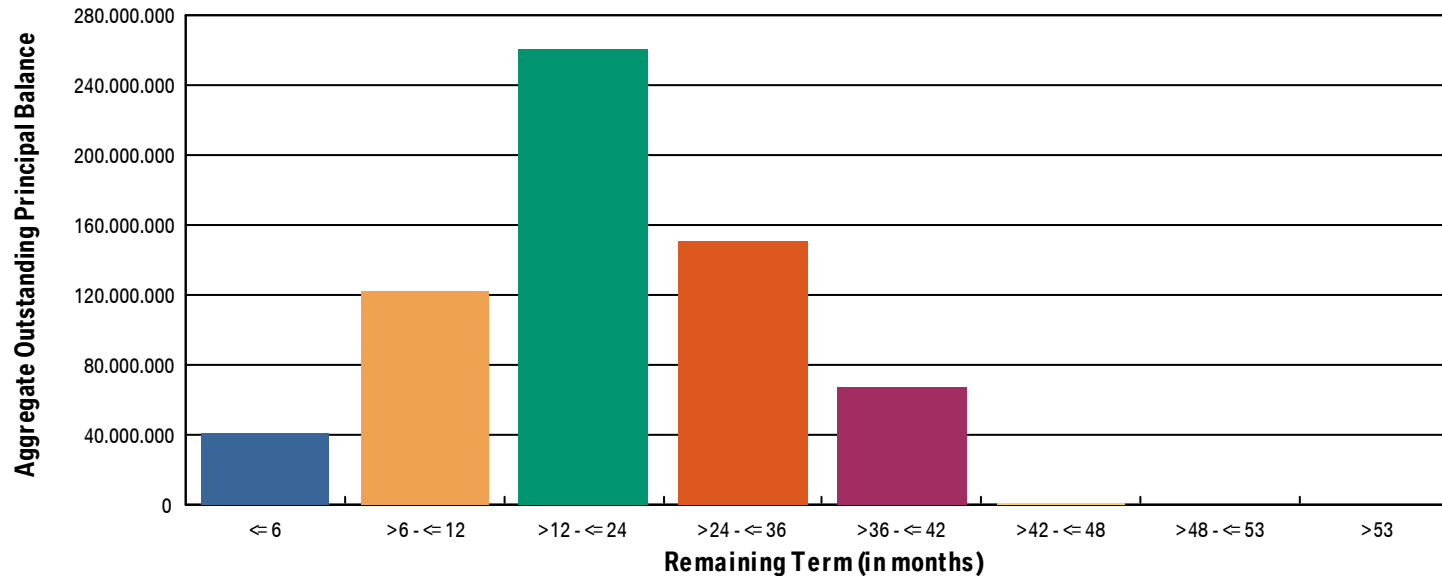
20. Remaining Term

Portfolio as of: Aug 31, 2018

Group (in months)	Aggregate Outstanding Principal Balance (in EUR)	Aggregate Outstanding Principal Balance (in % of total)	Number of Contracts	Number of Contracts (in % of total)
<= 6	40,836,719.80	6.38	7,614	17.64
> 6 - <= 12	121,938,302.39	19.04	8,134	18.84
> 12 - <= 24	259,691,324.06	40.55	15,265	35.36
> 24 - <= 36	150,450,157.82	23.49	8,807	20.40
> 36 - <= 42	67,381,341.02	10.52	3,335	7.73
> 42 - <= 48	153,948.13	0.02	11	0.03
> 48 - <= 53	0.00	0.00	0	0.00
> 53	0.00	0.00	0	0.00
Total	640,451,793.22	100.00	43,166	100.00

WA Remaining Term (in months):	19.88
Min (in months):	0.00
Max (in months):	44.00

20a. Remaining Term (graph)



Compartment German Auto Loans 6

Monthly Investor Report



Reporting Date	Sept 11, 2018			
Payment Date	Sept 20, 2018			
Period No	16			
Monthly Period	Aug 31, 2018			
Interest Period	From	Aug 20, 2018	to	Sept 20, 2018 = 31 days

21. Original Term

Initial Portfolio

Group (in months)	Aggregate Principal Balance (in EUR)	Aggregate Principal Balance (in % of total)	Number of Contracts	Number of Contracts (in % of total)
<= 6	0.00	0.00	0	0.00
> 6 - <= 12	642,188.58	0.06	255	0.45
> 12 - <= 24	38,932,655.51	3.62	4,223	7.37
> 24 - <= 36	596,620,947.23	55.48	30,472	53.21
> 36 - <= 42	5,206,407.95	0.48	409	0.71
> 42 - <= 48	213,872,106.69	19.89	11,676	20.39
> 48 - <= 53	658,482.21	0.06	47	0.08
> 53	219,367,201.07	20.40	10,190	17.79
Total	1,075,299,989.24	100.00	57,272	100.00

WA Original Term (in months):	42.81
Min (in months):	8.00
Max (in months):	120.00

Compartment German Auto Loans 6

Monthly Investor Report



Reporting Date	Sept 11, 2018		
Payment Date	Sept 20, 2018		
Period No	16		
Monthly Period	Aug 31, 2018		
Interest Period	From	Aug 20, 2018	to Sept 20, 2018 = 31 days

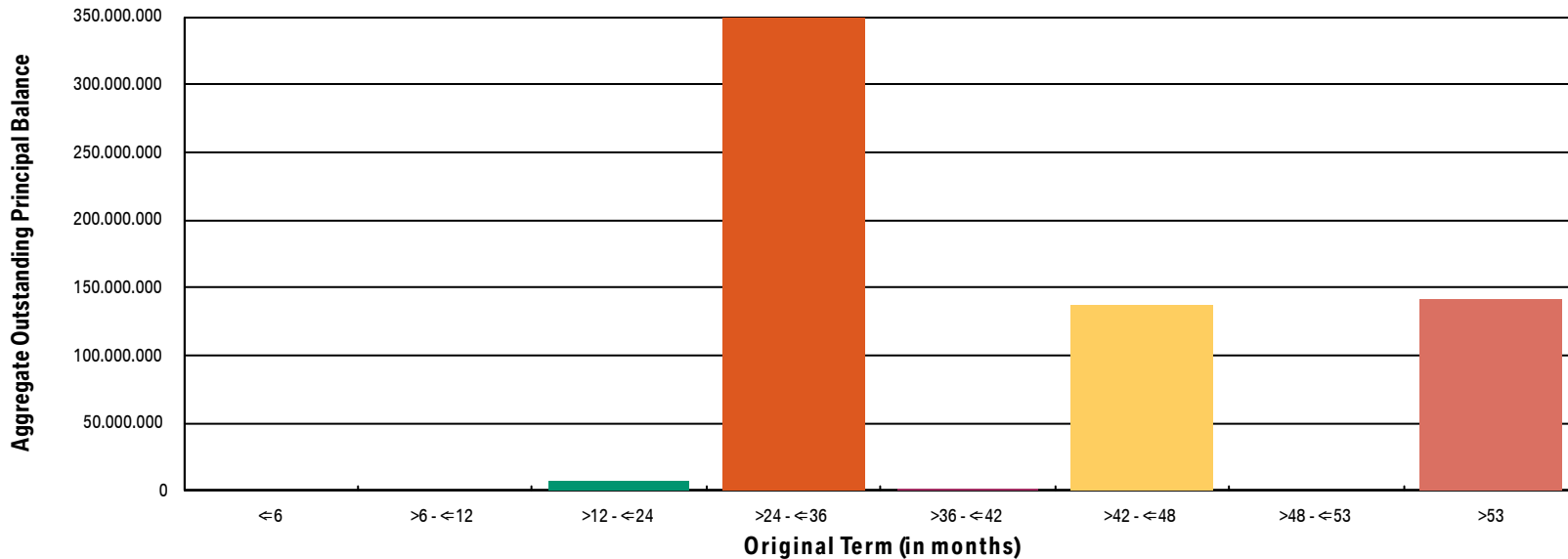
21. Original Term

Portfolio as of: Aug 31, 2018

Group (in months)	Aggregate Outstanding Principal Balance (in EUR)	Aggregate Outstanding Principal Balance (in % of total)	Number of Contracts	Number of Contracts (in % of total)
<= 6	0.00	0.00	0	0.00
> 6 - <= 12	0.00	0.00	0	0.00
> 12 - <= 24	8,319,393.24	1.30	2,397	5.55
> 24 - <= 36	349,666,851.25	54.60	22,700	52.59
> 36 - <= 42	2,532,789.32	0.40	294	0.68
> 42 - <= 48	137,261,807.40	21.43	9,533	22.08
> 48 - <= 53	364,895.99	0.06	32	0.07
> 53	142,306,056.02	22.22	8,210	19.02
Total	640,451,793.22	100.00	43,166	100.00

WA Original Term (in months):	43.74
Min (in months):	18.00
Max (in months):	120.00

21a. Original Term (graph)



Compartment German Auto Loans 6

Monthly Investor Report



Reporting Date	Sept 11, 2018			
Payment Date	Sept 20, 2018			
Period No	16			
Monthly Period	Aug 31, 2018			
Interest Period	From	Aug 20, 2018	to	Sept 20, 2018 = 31 days

22. Vehicle Class

Initial Portfolio

Group	Aggregate Principal Balance (in EUR)	Aggregate Principal Balance (in % of total)	Number of Contracts	Number of Contracts (in % of total)
BMW 1 Series	130,736,654.73	12.16	9,809	17.13
BMW 2 Series	86,091,979.73	8.01	3,804	6.64
BMW 3 Series	157,746,833.62	14.67	9,480	16.55
BMW 4 Series	41,381,493.31	3.85	1,292	2.26
BMW 5 Series	146,237,639.57	13.60	6,722	11.74
BMW 6 Series	10,232,803.11	0.95	280	0.49
BMW 7 Series	20,929,021.36	1.95	650	1.13
BMW X1 Series	74,047,539.66	6.89	3,977	6.94
BMW X3 Series	70,402,242.38	6.55	3,041	5.31
BMW X4 Series	15,762,465.40	1.47	389	0.68
BMW X5 Series	53,527,193.19	4.98	1,566	2.73
BMW X6 Series	23,560,540.75	2.19	574	1.00
BMW Z Series	10,469,213.28	0.97	567	0.99
MINI	131,630,059.09	12.24	8,779	15.33
Non BMW Group Models (incl. Motorcycles)	32,109,910.03	2.99	2,388	4.17
Other BMW Group (incl. Motorcycles)	70,434,400.03	6.55	3,954	6.90
Total	1,075,299,989.24	100.00	57,272	100.00

Compartment German Auto Loans 6

Monthly Investor Report



Reporting Date	Sept 11, 2018			
Payment Date	Sept 20, 2018			
Period No	16			
Monthly Period	Aug 31, 2018			
Interest Period	From	Aug 20, 2018	to	Sept 20, 2018 = 31 days

Portfolio as of: Aug 31, 2018

Group	Aggregate Outstanding Principal Balance (in EUR)	Aggregate Outstanding Principal Balance (in % of total)	Number of Contracts	Number of Contracts (in % of total)
BMW 1 Series	81,328,988.16	12.70	7,559	17.51
BMW 2 Series	64,941,394.90	10.14	3,456	8.01
BMW 3 Series	94,522,457.01	14.76	7,047	16.33
BMW 4 Series	30,086,185.15	4.70	1,095	2.54
BMW 5 Series	90,567,244.77	14.14	5,211	12.07
BMW 6 Series	7,674,670.24	1.20	243	0.56
BMW 7 Series	11,927,169.81	1.86	462	1.07
BMW 8 Series	4,014.21	0.00	1	0.00
BMW X1 Series	44,989,204.79	7.02	3,063	7.10
BMW X3 Series	42,095,719.82	6.57	2,304	5.34
BMW X4 Series	9,717,004.88	1.52	297	0.69
BMW X5 Series	32,718,321.72	5.11	1,175	2.72
BMW X6 Series	14,181,507.50	2.21	436	1.01
BMW Z Series	5,231,665.88	0.82	402	0.93
BMW i Series	1,707,117.08	0.27	70	0.16
MINI	82,532,112.94	12.89	6,891	15.96
Non BMW Group Models (incl. Motorcycles)	16,847,699.96	2.63	1,718	3.98
Other BMW Group (incl. Motorcycles)	9,379,314.40	1.46	1,736	4.02
Total	640,451,793.22	100.00	43,166	100.00

Compartment German Auto Loans 6

Monthly Investor Report



Reporting Date	Sept 11, 2018		
Payment Date	Sept 20, 2018		
Period No	16		
Monthly Period	Aug 31, 2018		
Interest Period	From	Aug 20, 2018	to Sept 20, 2018 = 31 days

23. Payment Type

Initial Portfolio:

Group	Aggregate Principal Balance (in EUR)	Aggregate Principal Balance (in % of total)	Number of Contracts	Number of Contracts (in % of total)
Direct debit	1,072,781,012.56	99.77	57,144	99.78
Self payment	2,518,976.68	0.23	128	0.22
Total	1,075,299,989.24	100.00	57,272	100.00

Portfolio as of: Aug 31, 2018

Group	Aggregate Outstanding Principal Balance (in EUR)	Aggregate Outstanding Principal Balance (in % of total)	Number of Contracts	Number of Contracts (in % of total)
Direct debit	632,394,093.49	98.74	42,146	97.64
Self payment	8,057,699.73	1.26	1,020	2.36
Total	640,451,793.22	100.00	43,166	100.00

24. Interest Rates

Weighted Average Nominal Interest Rate (in %)		
Aggregate Principal Balance (Initial)	1,075,299,989.24	3.27
Aggregate Outstanding Principal Balance	640,451,793.22	3.17

Compartment German Auto Loans 6

Monthly Investor Report



Reporting Date	Sept 11, 2018			
Payment Date	Sept 20, 2018			
Period No	16			
Monthly Period	Aug 31, 2018			
Interest Period	From	Aug 20, 2018	to	Sept 20, 2018 = 31 days

25. Credit Type

Initial Portfolio

Credit Type	Aggregate Principal Balance (in EUR)	Aggregate Principal Balance (in % of total)	Number of Contracts	Number of Contracts (in % of total)
Balloon	1,060,828,837.78	98.65	55,078	96.17
Equal Instalment Loan	14,471,151.46	1.35	2,194	3.83
Total	1,075,299,989.24	100.00	57,272	100.00

Portfolio as of: Aug 31, 2018

Credit Type	Aggregate Outstanding Principal Balance (in EUR)	Aggregate Outstanding Principal Balance (in % of total)	Number of Contracts	Number of Contracts (in % of total)
Balloon	635,264,729.03	99.19	41,865	96.99
Equal Instalment Loan	5,187,064.19	0.81	1,301	3.01
Total	640,451,793.22	100.00	43,166	100.00

Compartment German Auto Loans 6

Monthly Investor Report



Reporting Date	Sept 11, 2018			
Payment Date	Sept 20, 2018			
Period No	16			
Monthly Period	Aug 31, 2018			
Interest Period	From	Aug 20, 2018	to	Sept 20, 2018 = 31 days

26. Contracts Per Customer

Initial Portfolio:

Group	Aggregate Principal Balance (in EUR)	Aggregate Principal Balance (in % of total)	Number of Contracts	Number of Contracts (in % of total)
1	1,022,155,571.19	95.06	55,015	96.06
2 - 4	46,091,125.15	4.29	1,911	3.34
5 - 7	2,371,800.73	0.22	78	0.14
8 - 10	1,693,471.07	0.16	80	0.14
> 10	2,988,021.10	0.28	188	0.33
Total	1,075,299,989.24	100.00	57,272	100.00

Portfolio as of: Aug 31, 2018

Group	Aggregate Outstanding Principal Balance (in EUR)	Aggregate Outstanding Principal Balance (in % of total)	Number of Contracts	Number of Contracts (in % of total)
1	617,924,219.98	96.48	42,007	97.32
2 - 4	20,676,205.40	3.23	1,064	2.46
5 - 7	787,238.21	0.12	47	0.11
8 - 10	258,763.06	0.04	8	0.02
> 10	805,366.57	0.13	40	0.09
Total	640,451,793.22	100.00	43,166	100.00

Compartment German Auto Loans 6

Monthly Investor Report



Reporting Date	Sept 11, 2018		
Payment Date	Sept 20, 2018		
Period No	16		
Monthly Period	Aug 31, 2018		
Interest Period	From	Aug 20, 2018	to Sept 20, 2018 = 31 days

27. Amortisation

Initial Portfolio

Period	Principal Balance (in EUR)
	1,075,299,989.24
1	1,060,975,409.37
2	1,046,609,528.89
3	1,027,627,838.75
4	1,009,720,739.99
5	990,902,296.19
6	972,148,223.53
7	954,468,832.74
8	936,473,567.50
9	918,665,791.96
10	900,490,573.76
11	881,310,402.34
12	862,538,142.53
13	843,337,081.85
14	824,158,844.57
15	800,436,995.72
16	778,954,486.44
17	758,014,121.15
18	737,011,380.15
19	716,779,349.87
20	695,626,485.62
21	676,319,890.59
22	658,103,150.46
23	638,161,352.36
24	617,969,663.18
25	598,860,251.72
26	576,476,787.13
27	519,706,437.96
28	473,508,398.97
29	423,770,440.42
30	375,130,895.16

Current Portfolio

Period	Principal Balance in EUR	Reduction in EUR
	640,451,793.22	
1	622,574,291.78	17,877,501.44
2	606,923,577.10	15,650,714.68
3	591,393,810.07	15,529,767.03
4	574,825,665.09	16,568,144.98
5	559,644,770.92	15,180,894.17
6	544,966,029.04	14,678,741.88
7	529,059,350.51	15,906,678.53
8	512,714,477.66	16,344,872.85
9	497,123,543.63	15,590,934.03
10	478,792,483.47	18,331,060.16
11	430,888,336.73	47,904,146.74
12	393,214,856.29	37,673,480.44
13	351,743,631.00	41,471,225.29
14	310,567,825.56	41,175,805.44
15	270,763,942.82	39,803,882.74
16	226,670,078.30	44,093,864.52
17	198,138,794.03	28,531,284.27
18	192,680,984.92	5,457,809.11
19	186,911,635.57	5,769,349.35
20	181,208,834.61	5,702,800.96
21	175,652,549.79	5,556,284.82
22	169,800,086.16	5,852,463.63
23	157,655,581.99	12,144,504.17
24	145,644,985.11	12,010,596.88
25	135,155,499.53	10,489,485.58
26	122,696,835.58	12,458,663.95
27	106,433,390.02	16,263,445.56
28	90,216,401.35	16,216,988.67
29	75,202,573.99	15,013,827.36
30	72,213,751.44	2,988,822.55

Compartment German Auto Loans 6

Monthly Investor Report



Reporting Date	Sept 11, 2018		
Payment Date	Sept 20, 2018		
Period No	16		
Monthly Period	Aug 31, 2018		
Interest Period	From	Aug 20, 2018	to Sept 20, 2018 = 31 days

27. Amortisation

Initial Portfolio

Period	Principal Balance (in EUR)
31	327,688,106.73
32	275,324,329.97
33	241,166,525.15
34	234,296,193.17
35	227,116,455.96
36	219,931,686.07
37	212,952,272.74
38	205,854,990.65
39	191,074,334.24
40	176,603,813.97
41	163,742,796.18
42	148,352,314.78
43	129,115,504.01
44	109,780,133.65
45	92,210,067.98
46	88,384,737.75
47	83,976,936.57
48	79,849,817.23
49	75,614,301.07
50	71,740,040.13
51	56,947,523.50
52	45,283,729.83
53	35,065,973.98
54	24,886,990.22
55	16,358,557.16
56	7,794,268.71
57	19,769.29
58	9,853.55
59	2,872.65
60	0.00

Current Portfolio

Period	Principal Balance in EUR	Reduction in EUR
31	68,684,227.72	3,529,523.72
32	65,433,875.11	3,250,352.61
33	62,041,030.03	3,392,845.08
34	58,886,715.99	3,154,314.04
35	46,938,088.24	11,948,627.75
36	37,425,723.87	9,512,364.37
37	29,015,541.43	8,410,182.44
38	20,469,454.09	8,546,087.34
39	13,508,674.91	6,960,779.18
40	6,326,961.44	7,181,713.47
41	10,753.99	6,316,207.45
42	4,728.98	6,025.01
43	793.99	3,934.99
44	0.00	793.99
45	0.00	0.00
46	0.00	0.00
47	0.00	0.00
48	0.00	0.00
49	0.00	0.00
50	0.00	0.00
51	0.00	0.00
52	0.00	0.00
53	0.00	0.00
54	0.00	0.00
55	0.00	0.00
56	0.00	0.00
57	0.00	0.00
58	0.00	0.00
59	0.00	0.00
60	0.00	0.00

Compartment German Auto Loans 6
Monthly Investor Report



Reporting Date	Sept 11, 2018		
Payment Date	Sept 20, 2018		
Period No	16		
Monthly Period	Aug 31, 2018		
Interest Period	From	Aug 20, 2018	to Sept 20, 2018 = 31 days

28. Priority of Payments

Priority of Payments*

Available Distribution Amount	+	34,225,412.99
Taxes	-	0.00
Trustee Payment	-	0.00
Senior Expenses	-	16,746.52
Swap Net Payment	-	42,650.92
Class A Interest	-	15,000.00
Class B Interest	-	64,840.83
Cash Reserve	-	5,380,000.00
Principal Class A	-	28,706,174.72
Principal Class B	-	0.00
Swap Termination Event	-	0.00
Subordinated Loan Interest	-	0.00
Subordinated Loan Principal	-	0.00
Seller	-	0.00

*all Amounts in EUR

Compartment German Auto Loans 6

Monthly Investor Report



Reporting Date	Sept 11, 2018		
Payment Date	Sept 20, 2018		
Period No	16		
Monthly Period	Aug 31, 2018		
Interest Period	From	Aug 20, 2018	to Sept 20, 2018 = 31 days

29. Transaction costs

	Class A	Class B	Subordinated Loan	Total
Senior Expenses				16,746.52
Interest accrued for the Period (in EUR)	15,000.00	64,840.83	4,081.48	83,922.31
Interest payments for the Period (in EUR)	15,000.00	64,840.83	0.00	79,840.83
Cumulative Interest Payments (in EUR)	299,900.00	1,014,456.66	0.00	1,314,356.66
Unpaid Interest for the Period (in EUR)	0.00	0.00	4,081.48	4,081.48
Cumulative Unpaid Interest (in EUR)	0.00	0.00	63,701.45	63,701.45

Compartment German Auto Loans 6

Monthly Investor Report



Reporting Date	Sept 11, 2018			
Payment Date	Sept 20, 2018			
Period No	16			
Monthly Period	Aug 31, 2018			
Interest Period	From	Aug 20, 2018	to	Sept 20, 2018 = 31 days

30. Ratings

	Fitch	S&P	Moodys	DBRS
Notes - current ratings				
Class A	AAA	AAA	N/A	N/A
Class B	N/A	N/A	N/A	N/A

			Fitch	S&P	Moodys	DBRS	Trigger Breached
Transaction Parties - current ratings							
	BMW AG	long term	N/A	A+	A1	A high	no
		short term	N/A	A-1	P-1	N/A	no
Issuer Account Bank:	Bank of New York Mellon, Frankfurt Branch	long term	AA	AA-	Aa1	AA	no
		short term	F1+	A-1+	N/A	R-1 H	no
Swap Provider:	Royal Bank of Canada	long term	AA	AA-	Aa2	AA	no
		short term	F1+	A-1+	P-1	R-1 H	no
Calculation Agent:	Bank of New York Mellon, London Branch	long term	AA	AA-	Aa1	AA	no
		short term	F1+	A-1+	P-1	R-1 H	no
Trustee:	BNY Mellon Corporate Trustee Services Limited	long term	AA	AA-	Aa1	AA	no
		short term	F1+	A-1+	P-1	R-1 H	no

			Fitch	S&P	Moodys	DBRS
Transaction Parties - required ratings						
	BMW AG	long term	A	N/A	N/A	N/A
		short term	F1	N/A	N/A	N/A
Issuer Account Bank:	Bank of New York Mellon, Frankfurt Branch	long term	A	A+	N/A	N/A
		short term	F1	A-1	P-1	N/A
Swap Provider:	Royal Bank of Canada	long term	A	A+	N/A	N/A
		short term	F1	A-1	N/A	N/A

Compartment German Auto Loans 6

Monthly Investor Report



Reporting Date	Sept 11, 2018
Payment Date	Sept 20, 2018
Period No	16
Monthly Period	Aug 31, 2018
Interest Period	From Aug 20, 2018 to Sept 20, 2018 = 31 days

31. Swap counterparty data

Swap counterparty data	
Swap counterparty provider	Royal Bank of Canada
Swap termination event	No

Swap data	
Swap type	Fixed floating interest rate swap
Notional amount (in EUR)	560,581,578.25
Fixed rate (in %)	-0.2900
Floating rate (Euribor in %)	-0.3690
Net swap payments (in EUR) (- from SPV / + to SPV)	-42,650.92