



**BMW  
GROUP**



**ROLLS-ROYCE**  
MOTOR CARS LTD

**Bavarian Sky S.A., Compartment German Auto Loans 10**

**Monthly Investor Report - July 2021**

## Compartment German Auto Loans 10

### Monthly Investor Report

Reporting Date:	Aug 11, 2021
Payment Date:	Aug 20, 2021
Period No.:	15
Monthly Period:	July, 2021
Interest Period:	July 20, 2021 to Aug 20, 2021 = 31 days

### **Index**

1. Contact Information
2. Reporting Contact Details
3. Counterparty History
4. Overview Dates
5. Portfolio Information
6. Reserves
7. Performance Data
8. Defaulted Amount & Recovery Amount
9. Defaulted Amount & Recovery Amount - Loan Level Data
10. Outstanding Note Balance
11. Original Principal Balance
12. Aggregate Principal Balance
13. Aggregate Outstanding Principal Balance
14. Down Payments
15. Borrower Concentration
16. Geographical Distribution
17. Car Type & Customer Group
18. Delinquencies
19. Seasoning
20. Remaining Term
21. Original Term
22. Vehicle Class
23. Payment Type
24. Interest Rates
25. Credit Type
26. Contracts per Customer
27. Amortisation
28. Priority of Payments
29. Transaction Costs
30. Ratings
31. Swap Counterparty Data

## Compartment German Auto Loans 10

### Monthly Investor Report

Reporting Date:	Aug 11, 2021
Payment Date:	Aug 20, 2021
Period No.:	15
Monthly Period:	July, 2021
Interest Period:	July 20, 2021 to Aug 20, 2021 = 31 days

## **1. Contact Information**

### **Transaction Parties**

**Issuer:** **Bavarian Sky S.A.**  
Acting in respect of its Compartment German Auto Loans 10  
287-289 route d'Arlon  
L-1150 Luxembourg  
Luxembourg  
Attn.: The Directors  
LU-BavarianSky@intertrustgroup.com  
+352 26 56 31 71

**Corporate Administrator:** **Intertrust (Luxembourg) S.à.r.l.**  
6, Rue Eugène Ruppert  
L-2453 Luxembourg  
Luxembourg  
Attn.: BUO - Capital Markets  
LU-BavarianSky@intertrustgroup.com  
+352 26 44 91

**Originator/Servicer:** **BMW Bank GmbH**  
Lilienthalallee 26  
80939 Munich  
Germany  
Attn.: ABS Servicing Team  
abs.bmwgroup@bmw.de

**Compartment German Auto Loans 10**  
**Monthly Investor Report**

Reporting Date:	Aug 11, 2021
Payment Date:	Aug 20, 2021
Period No.:	15
Monthly Period:	July, 2021
Interest Period:	July 20, 2021 to Aug 20, 2021 = 31 days

**1. Contact Information****Transaction Parties****Calculation Agent/Paying Agent/****The Bank of New York Mellon**

One Canada Square  
E14 5AL London  
United Kingdom  
Attn.: Corporate Trust Administration  
BNYM.Structured.Finance.Team.8@bnymellon.com

**Trustee:****BNY Mellon Corporate Trustee Services Limited**

One Canada Square  
E14 5AL London  
United Kingdom  
Attn.: Corporate Trust Administration  
BNYM.Structured.Finance.Team.2@bnymellon.com

**Issuer Account Bank:****The Bank of New York Mellon**

Friedrich-Ebert-Anlage 49, Messeturm  
60327 Frankfurt am Main  
Germany  
Attn.: Corporate Trust Administration  
BNYM.Structured.Finance.Team.8@bnymellon.com

## Compartment German Auto Loans 10

### Monthly Investor Report

Reporting Date:	Aug 11, 2021
Payment Date:	Aug 20, 2021
Period No.:	15
Monthly Period:	July, 2021
Interest Period:	July 20, 2021 to Aug 20, 2021 = 31 days

## **1. Contact Information**

### **Transaction Parties**

#### **Data Trustee:**

**The Bank of New York Mellon**  
Friedrich-Ebert-Anlage 46, Messeturm  
60327 Frankfurt am Main  
Germany  
Attn.: Corporate Trust Administration  
BNYM.Structured.Finance.Team.8@bnymellon.com

#### **Swap Counterparty:**

**Skandinaviska Enskilda Banken AB**  
Kungsträdgårdsgatan 8  
SE-106 40 Stockholm  
Sweden  
peter.frank@seb.de / ABSGermany@seb.de

#### **Rating Agencies:**

**Fitch Ratings Ltd**  
30 North Colonnade, Canary Wharf  
E14 5GN London  
United Kingdom  
ABSsurveillance@fitchratings.com

**MOODY'S INVESTORS SERVICE ESPAÑA SA**  
Principe de Vergara, 131 - 6 floor  
28002 Madrid  
Spain  
monitor.abs@moodys.com

**Compartment German Auto Loans 10**  
**Monthly Investor Report**

Reporting Date:	Aug 11, 2021
Payment Date:	Aug 20, 2021
Period No.:	15
Monthly Period:	July, 2021
Interest Period:	July 20, 2021 to Aug 20, 2021 = 31 days

**2. Reporting Contact Details****Contact for Servicer Report (Portfolio related information in Investor Report)****Contact for Investor Reporting:****BMW Bank GmbH**

Lilienthalallee 26  
80939 Munich  
Germany  
Attn.: ABS Servicing Team  
abs.bmwgroup@bmw.de

**Calculation Agent:****The Bank of New York Mellon**

One Canada Square  
E14 5AL London  
United Kingdom  
Attn. Corporate Trust Administration  
BNYM.Structured.Finance.Team.8@bnymellon.com



**Compartment German Auto Loans 10**  
**Monthly Investor Report**

Reporting Date:	Aug 11, 2021
Payment Date:	Aug 20, 2021
Period No.:	15
Monthly Period:	July, 2021
Interest Period:	July 20, 2021 to Aug 20, 2021 = 31 days

**3. Counterparty History**

**Replacement Party to be added if applicable**

**Compartment German Auto Loans 10**  
**Monthly Investor Report**

Reporting Date:	Aug 11, 2021
Payment Date:	Aug 20, 2021
Period No.:	15
Monthly Period:	July, 2021
Interest Period:	July 20, 2021 to Aug 20, 2021 = 31 days

**4. Overview Dates**

<b>Initial Cut-Off Date:</b>	30/04/2020		
<b>Issue Date:</b>	01/05/2020	<b>Legal Maturity Date:</b>	20/05/2027
<b>Reporting Date</b>	11/08/2021		
<b>Investor Reporting Date</b>	18/08/2021		
<b>Interest Determination Date</b>	16/07/2021		
<b>Reporting Frequency:</b>	monthly		
<b>Monthly Period No. (since Issue Date):</b>	15	<b>(since Issue Date)</b>	
<b>Payment Date:</b>	20/08/2021		
<b>Next Payment Date</b>	20/09/2021		
<b>Monthly Period:</b>	01/07/2021	<b>until</b>	31/07/2021



**Compartment German Auto Loans 10**  
**Monthly Investor Report**

Reporting Date:	Aug 11, 2021
Payment Date:	Aug 20, 2021
Period No.:	15
Monthly Period:	July, 2021
Interest Period:	July 20, 2021 to Aug 20, 2021 = 31 days

**5. Portfolio Information**

	current period	prior period
<b>Outstanding receivables (in EUR)</b>	<b>Aggregate outstanding principal balance</b>	<b>Aggregate outstanding principal balance</b>
<b>Beginning of period</b>	517,884,570.61	534,309,945.19
Scheduled principal payments	8,143,630.66	8,480,123.23
Prepayment* principal	6,185,224.85	6,636,868.02
Prepayments* number of contracts	401	411
Repurchases* principal	710,831.71	1,243,329.15
Repurchases* number of contracts	35	59
<b>Total principal collections</b>	<b>15,039,687.22</b>	<b>16,360,320.40</b>
<b>Total interest collections</b>	<b>1,409,560.56</b>	<b>1,459,115.69</b>
<b>Defaulted Amounts</b>	<b>177,590.63</b>	<b>147,990.62</b>
<b>Recoveries</b>	<b>89,884.06</b>	<b>82,936.44</b>
<b>Late Recoveries</b>	<b>20,459.63</b>	<b>19,543.43</b>
<b>End of Period</b>	<b>502,757,176.82</b>	<b>517,884,570.61</b>
Current prepayment rate (annualised) in %	13.63	14.14

\* Prepayments are defined as all contracts that are early settled by the borrower and repurchases are defined as all contracts that are repurchased due to modification of contract.

**Compartment German Auto Loans 10**  
**Monthly Investor Report**

Reporting Date:	Aug 11, 2021
Payment Date:	Aug 20, 2021
Period No.:	15
Monthly Period:	July, 2021
Interest Period:	July 20, 2021 to Aug 20, 2021 = 31 days

**6. Reserves**
**Aggregate outstanding notes balance**

Initial outstanding notes balance in EUR 756,750,000.00

<b>Cash Reserve</b>	<b>in EUR</b>
Outstanding cash reserve beginning of period	3,790,000.00
Interest on cash reserve - previous period	0.00
Required cash reserve	3,790,000.00
Outstanding cash reserve end of period	3,790,000.00

<b>Triggers*</b>								
Reserves	Current ratio	Trigger	Required Rating BMW AG				Trigger Breach	
			Fitch	S&P	Moody's	DBRS		
Commingling Reserve			Long Term	BBB	N/A	Baa1	N/A	no
			Short Term	F2	N/A	P-2	N/A	no

\* Breach of one of these triggers in conjunction with any other event as set out in the Servicing Agreement and/or the Receivables Purchase Agreement will oblige BMW Bank GmbH to post additional cash collateral. The Reserves will be adjusted on a monthly basis and shall be deposited in the Issuer Account and exclusively reserved to cover risks.

<b>Commingling Reserve</b>	<b>in EUR</b>
Outstanding Commingling Reserve end of period	0.00

<b>Set-Off Risk (current ratio):</b>	<b>0,02%</b>
--------------------------------------	--------------

## Compartment German Auto Loans 10

### Monthly Investor Report

Reporting Date:	Aug 11, 2021
Payment Date:	Aug 20, 2021
Period No.:	15
Monthly Period:	July, 2021
Interest Period:	July 20, 2021 to Aug 20, 2021 = 31 days

## 7. Performance Data

### Aggregate outstanding notes balance

Beginning of period (in EUR)	495,954,566.93
End of period (in EUR)	479,635,831.41

### Ratios

#### 31- 60 days past due

	(in EUR)	(in %)
31- 60 days past due period before previous period	670,246.41	0.13
31- 60 days past due previous period	158,793.08	0.03
31- 60 days past due current period	387,902.89	0.08

#### 61- 90 days past due

	(in EUR)	(in %)
61- 90 days past due period before previous period	251,050.24	0.05
61- 90 days past due previous period	86,906.27	0.02
61- 90 days past due current period	53,874.55	0.01

#### Cumulative net loss ratio

	Current ratio
Cumulative net loss ratio (in %)	0.09

### Performance data

Number of contracts being 31 - 60 days delinquent	19
Number of contracts being 61 - 90 days delinquent	3
Balance of contracts being 31 - 60 days delinquent (in EUR)	387,902.89
Balance of contracts being 61 - 90 days delinquent (in EUR)	53,874.55
Defaulted amounts (in EUR)	177,590.63
Cumulative defaulted amounts (in EUR)	1,211,050.86
Recoveries (in EUR)	89,884.06
Cumulative recoveries (in EUR)	563,362.77

**Compartment German Auto Loans 10**
**Monthly Investor Report**

Reporting Date:	Aug 11, 2021
Payment Date:	Aug 20, 2021
Period No.:	15
Monthly Period:	July, 2021
Interest Period:	July 20, 2021 to Aug 20, 2021 = 31 days

**8. Defaulted Amount & Recovery Amount**
**(as at end of Monthly Period)**

Collection Period	No. of Defaulted Agreements in Collection Period	Defaulted Amount in Collection Period (in EUR)	Cumulative Defaulted Amount since Initial Cut-Off Date (in EUR)	Cumulative Amount of Purchased Receivables (in EUR)	Cumulative Default Ratio (in %)	Recovery Amount in Collection Period (in EUR)	Cumulative Recoveries since Initial Cut-Off Date (in EUR)	Cumulative Net Losses (in EUR)	Cumulative Net Loss Ratio (in %)
Apr - 20	0	n/a	n/a	756,749,990.28	n/a	n/a	n/a	n/a	n/a
May - 20	5	25.82	25.82	756,749,990.28	0.00	0.00	0.00	25.82	0.00
June - 20	12	61.27	87.09	756,749,990.28	0.00	0.00	0.00	87.09	0.00
July - 20	11	32,697.91	32,785.00	756,749,990.28	0.00	28,084.92	28,084.92	4,700.08	0.00
Aug - 20	4	16.57	32,801.57	756,749,990.28	0.00	-5.15	28,079.77	4,721.80	0.00
Sept - 20	6	9.87	32,811.44	756,749,990.28	0.00	-5.15	28,074.62	4,736.82	0.00
Oct - 20	11	51,758.83	84,570.27	756,749,990.28	0.01	40,740.50	68,815.12	15,755.15	0.00
Nov - 20	5	32,993.26	117,563.53	756,749,990.28	0.02	31,433.33	100,248.45	17,315.08	0.00
Dec - 20	4	-35.27	117,528.26	756,749,990.28	0.02	-59.05	100,189.40	17,338.86	0.00
Jan - 21	12	127,585.81	245,114.07	756,749,990.28	0.03	71,896.03	172,085.43	73,028.64	0.01
Feb - 21	7	171,454.19	416,568.26	756,749,990.28	0.06	95,984.27	268,069.70	148,498.56	0.02
Mar - 21	11	129,300.59	545,868.85	756,749,990.28	0.07	9,586.57	277,656.27	268,212.58	0.04
Apr - 21	17	187,655.60	733,524.45	756,749,990.28	0.10	56,235.55	333,891.82	399,632.63	0.05
May - 21	13	151,945.16	885,469.61	756,749,990.28	0.12	56,650.45	390,542.27	494,927.34	0.07
June - 21	18	147,990.62	1,033,460.23	756,749,990.28	0.14	82,936.44	473,478.71	559,981.52	0.07
July - 21	8	177,590.63	1,211,050.86	756,749,990.28	0.16	89,884.06	563,362.77	647,688.09	0.09

# Compartment German Auto Loans 10

## Monthly Investor Report

Reporting Date: Aug 11, 2021  
 Payment Date: Aug 20, 2021  
 Period No.: 15  
 Monthly Period: July, 2021  
 Interest Period: July 20, 2021 to Aug 20, 2021  
 = 31 days

### 9. Defaulted Amount & Recovery Amount - Loan Level Data

Applicable only if loans have defaulted. Does not include defaulted amounts less than 10 EUR.

	Month / Year of Default	Month / Year of Loan Origination	Initial Principal Balance (in EUR)	Principal Balance of Loan at Default (in EUR)	Recovery Total (in EUR)	Principal Balance End of Period (in EUR)	Object Type (new / used)	Vehicle Series	Customer Type (private / commercial)	Out of Deal (Month / Year)
1	Julv - 20	Jan - 20	23.341.05	23.169.28	17.274.74	5.894.54	New	1 Series	Private	
2	Oct - 20	Oct - 19	17.004.33	16.438.30	12.285.00	4.153.30	Used	4 Series	Private	
3	Oct - 20	Nov - 19	35.273.11	35.273.11	28.455.50	6.817.61	Used	2 Series	Private	
4	Nov - 20	Nov - 19	14.138.13	13.862.18	13.862.18	0.00	Used	3 Series	Private	
5	Nov - 20	Jan - 20	20.981.25	20.451.09	20.451.09	0.00	Used	Non BMW Group (incl. Motorcycles)	Commercial	
6	Jan - 21	Jan - 20	21.076.09	19.976.40	8.733.96	11.242.44	Used	5 Series	Commercial	
7	Jan - 21	Julv - 19	50.163.37	46.920.86	36.897.18	10.023.68	New	X6 Series	Commercial	
8	Jan - 21	Apr - 19	19.280.57	19.280.57	0.00	19.280.57	New	Non BMW Group (incl. Motorcycles)	Commercial	
9	Jan - 21	Mav - 19	7.892.67	6.772.90	6.772.90	0.00	Used	3 Series	Private	
10	Feb - 21	Feb - 20	20.405.55	9.152.96	-8.20	9.161.16	Used	1 Series	Commercial	
11	Feb - 21	Jan - 20	77.160.70	73.763.75	40.905.56	32.858.19	New	6 Series	Commercial	
12	Feb - 21	Julv - 19	51.151.49	47.721.20	27.852.36	19.868.84	New	5 Series	Commercial	
13	Feb - 21	Jan - 20	30.270.81	30.270.81	21.818.61	8.452.20	New	1 Series	Commercial	
14	Mar - 21	Feb - 20	42.434.40	42.111.59	0.00	42.111.59	New	3 Series	Commercial	
15	Mar - 21	Feb - 20	33.576.63	32.608.57	0.00	32.633.49	New	2 Series	Private	
16	Mar - 21	Feb - 20	40.415.34	10.723.30	9.390.42	1.332.88	New	3 Series	Private	
17	Mar - 21	Feb - 20	42.764.23	42.073.61	0.00	42.073.61	New	X3 Series	Commercial	
18	Apr - 21	Oct - 19	20.000.03	19.492.57	8.399.95	11.092.62	New	Non BMW Group (incl. Motorcycles)	Commercial	
19	Apr - 21	Sept - 19	19.831.69	19.321.77	8.939.41	10.382.36	New	Non BMW Group (incl. Motorcycles)	Commercial	
20	Apr - 21	Oct - 19	9.582.42	9.375.62	0.00	9.375.62	Used	2 Series	Commercial	
21	Apr - 21	Oct - 19	9.399.44	9.145.48	0.00	9.145.48	Used	1 Series	Commercial	
22	Apr - 21	Oct - 19	16.603.42	15.564.27	15.564.27	0.00	New	1 Series	Commercial	
23	Apr - 21	Mar - 19	10.135.33	7.567.62	7.567.62	0.00	Used	2 Series	Private	
24	Apr - 21	Feb - 20	21.510.22	19.945.20	17.298.45	2.646.75	New	Other BMW Group	Private	
25	Apr - 21	Oct - 19	27.895.63	27.326.17	0.00	27.326.17	Used	3 Series	Private	
26	Mav - 21	Sept - 19	19.831.73	19.149.35	7.013.36	12.135.99	New	Non BMW Group (incl. Motorcycles)	Commercial	
27	Mav - 21	Jan - 19	23.073.14	22.840.77	0.00	22.840.77	Used	4 Series	Private	
28	Mav - 21	Oct - 19	14.397.39	14.194.65	0.00	14.194.65	Used	3 Series	Private	
29	Mav - 21	Oct - 19	15.599.50	14.950.50	0.00	14.950.50	New	MINI	Commercial	
30	Mav - 21	Nov - 19	30.981.85	29.197.76	29.197.76	0.00	New	MINI	Commercial	
31	June - 21	Nov - 19	10.431.28	7.449.02	1.387.26	6.061.76	Used	X1 Series	Commercial	
32	June - 21	Nov - 19	5.372.82	4.944.84	0.00	4.944.84	Used	1 Series	Private	
33	June - 21	Nov - 19	46.155.83	39.553.10	28.655.46	10.897.64	New	2 Series	Private	
34	June - 21	Feb - 20	14.697.77	14.143.79	14.143.79	0.00	Used	3 Series	Private	
35	June - 21	Oct - 19	33.159.86	29.011.36	17.563.03	11.448.33	New	1 Series	Private	
36	June - 21	Nov - 19	11.041.35	10.575.53	0.00	10.575.53	Used	Non BMW Group (incl. Motorcycles)	Commercial	
37	June - 21	Oct - 19	15.956.93	14.923.13	0.00	14.923.13	Used	5 Series	Private	

# Compartment German Auto Loans 10

## Monthly Investor Report

Reporting Date:	Aug 11, 2021
Payment Date:	Aug 20, 2021
Period No.:	15
Monthly Period:	July, 2021
Interest Period:	July 20, 2021 to Aug 20, 2021 = 31 days

### 9. Defaulted Amount & Recovery Amount - Loan Level Data

Applicable only if loans have defaulted. Does not include defaulted amounts less than 10 EUR.

	Month / Year of Default	Month / Year of Loan Origination	Initial Principal Balance (in EUR)	Principal Balance of Loan at Default (in EUR)	Recovery Total (in EUR)	Principal Balance End of Period (in EUR)	Object Type (new / used)	Vehicle Series	Customer Type (private / commercial)	Out of Deal (Month / Year)
38	Julv - 21	Dec - 19	18.921.49	17.806.99	9.420.09	8.386.90	Used	Non BMW Group (incl. Motorcvcles)	Commercial	
39	Julv - 21	Feb - 20	39.136.67	38.550.95	0.00	38.550.95	New	3 Series	Commercial	
40	Julv - 21	Dec - 19	18.882.78	17.681.56	9.330.80	8.350.76	New	Non BMW Group (incl. Motorcvcles)	Commercial	
41	Julv - 21	Feb - 20	62.970.33	59.321.82	50.985.50	8.336.32	New	X5 Series	Commercial	
42	Julv - 21	Dec - 19	25.186.25	24.065.33	0.00	24.065.33	Used	X5 Series	Commercial	
43	Julv - 20	Apr - 19	9.839.05	9.484.92	9.484.92	0.00	Used	2 Series	Private	Sept - 20
44	Apr - 21	Nov - 19	25.221.05	24.226.19	2.595.20	21.630.99	Used	5 Series	Private	Apr - 21
45	Jan - 21	Nov - 19	35.621.04	34.662.53	28.014.82	6.647.71	Used	X6 Series	Commercial	May - 21
46	Feb - 21	Nov - 19	9.731.46	9.043.88	5.162.09	3.881.79	Used	Non BMW Group (incl. Motorcvcles)	Commercial	May - 21
47	June - 21	Feb - 20	39.620.91	7.944.40	1.810.62	6.133.78	Used	X4 Series	Private	June - 21
48	Apr - 21	Mav - 19	32.741.20	31.356.14	21.921.34	9.434.80	New	4 Series	Commercial	July - 21
49	Mav - 21	Dec - 19	21.042.00	19.676.38	12.928.29	6.748.09	New	Non BMW Group (incl. Motorcvcles)	Commercial	July - 21
50	Mav - 21	Nov - 19	20.893.19	19.520.94	12.459.05	7.061.89	New	Non BMW Group (incl. Motorcvcles)	Commercial	July - 21

**Compartment German Auto Loans 10**  
**Monthly Investor Report**

Reporting Date:	Aug 11, 2021
Payment Date:	Aug 20, 2021
Period No.:	15
Monthly Period:	July, 2021
Interest Period:	July 20, 2021 to Aug 20, 2021 = 31 days

**10. Outstanding Note Balance**

<b>1. Note Balance</b>	<b>All Notes</b>	<b>Class A</b>	<b>Class B</b>
<b>Initial Note Information</b>			
ISIN code		XS2161847269	XS2161848150
Currency		EUR	EUR
Legal final maturity		May 2027	May 2027
Rating (Fitch   Moody's   S&P   DBRS)		AAA   Aaa   N/A   N/A	N/A
Initial notes aggregate principal outstanding balance in EUR	756,750,000.00	700,000,000.00	56,750,000.00
Nominal amount per note in EUR		125,000.00	125,000.00
Initial number of notes per class in EUR		5,600	454
<b>Current Note Information</b>			
Notes aggregate principal outstanding balance in EUR - BoP	495,954,566.93	439,204,566.93	56,750,000.00
Available distribution amount in EUR	20,259,707.41		
Redemption per class in EUR		16,318,735.52	0,00
Redemption per note in EUR		2,914.06	0.00
Notes aggregate principal outstanding balance in EUR - EoP	479,635,831.41	422,885,831.41	56,750,000.00
Current pool factor		0.60	1.00
<b>2. Payments to Investor per Note</b>			
		<b>Class A</b>	<b>Class B</b>
Interest Type		Floating Rate	Fixed Rate
Reference Rate		1M_EURIBOR	NONE
Actual Interest Rate		-0.557%	NONE
Spread		0.700%	NONE
Coupon		0.143%	1.000%
Day count fraction		Actual/360	Actual/360
Interest days		31 days	31 days
Principal outstanding per note in EUR - BoP		78,429.39	125,000.00
Principal repayment per note in EUR		2,914.06	0.00
Principal outstanding per note in EUR - EoP		75,515.33	125,000.00
Interest payment per Note in EUR		9.66	107.64

**Compartment German Auto Loans 10**
**Monthly Investor Report**

Reporting Date:	Aug 11, 2021
Payment Date:	Aug 20, 2021
Period No.:	15
Monthly Period:	July, 2021
Interest Period:	July 20, 2021 to Aug 20, 2021 = 31 days

**10. Outstanding Note Balance**

<b>3. Credit Enhancement</b>	Initial Period (in EUR)	Initial CE (in %)	Current Period (in EUR)	Current CE (in %)
Class A	700,000,000.00	8.00	422,885,831.41	16.64
Class B	56,750,000.00	0.50	56,750,000.00	5.35
Cash Reserve (+ Overcollateralisation)	3,790,000.00	0.00	26,911,345.41	0.00

BMW Bank GmbH complies with the retention requirement of a material net economic interest in accordance with article 6 of the Securitisation Regulation. A minimum of 5.0% of the net economic interest will be retained on an ongoing basis in form of retention of the Class B Notes and Subordinated Loan.

**4. Clean-Up Call Option**

If the aggregate outstanding principal balance has been reduced to less than 10% of the aggregate outstanding principal balance at the Issue Date, the seller will have the option under the receivables purchase Agreement to acquire all outstanding purchased receivables.

Aggregate outstanding principal balance at end of period (in EUR)	502,757,176.82
Clean-Up option exercisable	No



## Compartment German Auto Loans 10

### Monthly Investor Report

Reporting Date:	Aug 11, 2021
Payment Date:	Aug 20, 2021
Period No.:	15
Monthly Period:	July, 2021
Interest Period:	July 20, 2021 to Aug 20, 2021 = 31 days

## 11. Original Principal Balance

Initial Portfolio as of origination of contract

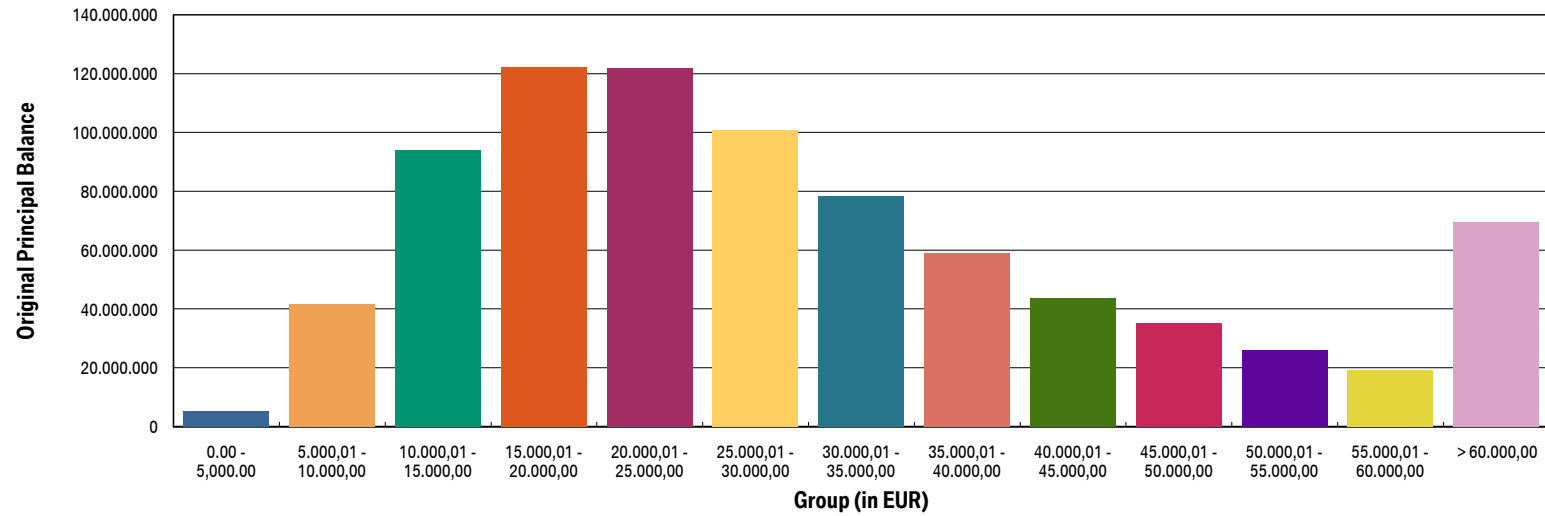
Group (in EUR) (by Original Principal Balance)	Original principal balance (in EUR)	Original Principal Balance (in % of total)	Number of Contracts	Number of Contracts (in % of total)
0.00 - 5.000,00	5,329,666.70	0.65	1,397	3.70
5.000,01 - 10.000,00	41,632,525.51	5.10	5,310	14.08
10.000,01 - 15.000,00	93,974,471.31	11.51	7,452	19.76
15.000,01 - 20.000,00	122,364,054.97	14.99	6,998	18.55
20.000,01 - 25.000,00	121,755,084.98	14.91	5,430	14.39
25.000,01 - 30.000,00	100,809,218.96	12.35	3,675	9.74
30.000,01 - 35.000,00	78,491,170.61	9.61	2,426	6.43
35.000,01 - 40.000,00	58,962,317.24	7.22	1,575	4.18
40.000,01 - 45.000,00	43,468,201.30	5.32	1,026	2.72
45.000,01 - 50.000,00	35,153,064.85	4.31	744	1.97
50.000,01 - 55.000,00	25,805,603.04	3.16	493	1.31
55.000,01 - 60.000,00	19,223,282.94	2.35	335	0.89
> 60.000,00	69,457,393.17	8.51	861	2.28
<b>Total</b>	<b>816,426,055.58</b>	<b>100.00</b>	<b>37,722</b>	<b>100.00</b>

Average:	21,643.24
Min:	692.00
Max:	479,000.00

**Compartment German Auto Loans 10**  
**Monthly Investor Report**

Reporting Date: Aug 11, 2021  
 Payment Date: Aug 20, 2021  
 Period No.: 15  
 Monthly Period: July, 2021  
 Interest Period: July 20, 2021 to Aug 20, 2021  
 = 31 days

**11a. Original Principal Balance (graph)**



**Compartment German Auto Loans 10**  
**Monthly Investor Report**

Reporting Date:	Aug 11, 2021
Payment Date:	Aug 20, 2021
Period No.:	15
Monthly Period:	July, 2021
Interest Period:	July 20, 2021 to Aug 20, 2021 = 31 days

**12. Aggregate Principal Balance**

Initial Portfolio

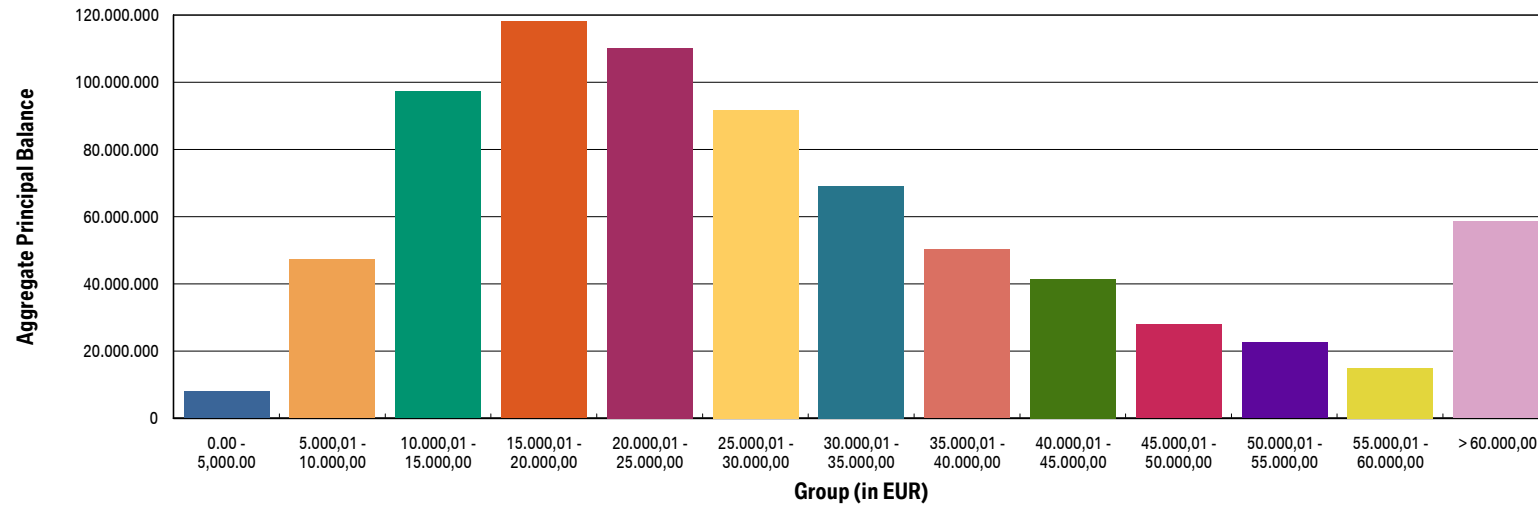
Group (in EUR)	Aggregate Principal Balance (in EUR)	Aggregate Principal Balance (in % of total)	Number of Contracts	Number of Contracts (in % of total)
0.00 - 5,000.00	7,886,650.60	1.04	2,311	6.13
5.000,01 - 10.000,00	47,220,759.76	6.24	6,112	16.20
10.000,01 - 15.000,00	97,244,547.15	12.85	7,763	20.58
15.000,01 - 20.000,00	118,067,966.67	15.60	6,782	17.98
20.000,01 - 25.000,00	110,171,821.44	14.56	4,932	13.07
25.000,01 - 30.000,00	91,573,664.01	12.10	3,349	8.88
30.000,01 - 35.000,00	69,182,280.45	9.14	2,142	5.68
35.000,01 - 40.000,00	50,210,892.86	6.64	1,344	3.56
40.000,01 - 45.000,00	41,360,529.81	5.47	977	2.59
45.000,01 - 50.000,00	27,930,843.02	3.69	590	1.56
50.000,01 - 55.000,00	22,527,171.84	2.98	431	1.14
55.000,01 - 60.000,00	14,807,031.59	1.96	258	0.68
> 60.000,00	58,565,831.08	7.74	731	1.94
<b>Total</b>	<b>756,749,990.28</b>	<b>100.00</b>	<b>37,722</b>	<b>100.00</b>

Average:	20,061.24
Min:	236.95
Max:	431,196.02

**Compartment German Auto Loans 10**  
**Monthly Investor Report**

Reporting Date: Aug 11, 2021  
 Payment Date: Aug 20, 2021  
 Period No.: 15  
 Monthly Period: July, 2021  
 Interest Period: July 20, 2021 to Aug 20, 2021  
 = 31 days

**12a. Aggregate Principal Balance (graph)**



**Compartment German Auto Loans 10**
**Monthly Investor Report**

Reporting Date:	Aug 11, 2021
Payment Date:	Aug 20, 2021
Period No.:	15
Monthly Period:	July, 2021
Interest Period:	July 20, 2021 to Aug 20, 2021 = 31 days

**13. Aggregate Outstanding Principal Balance**

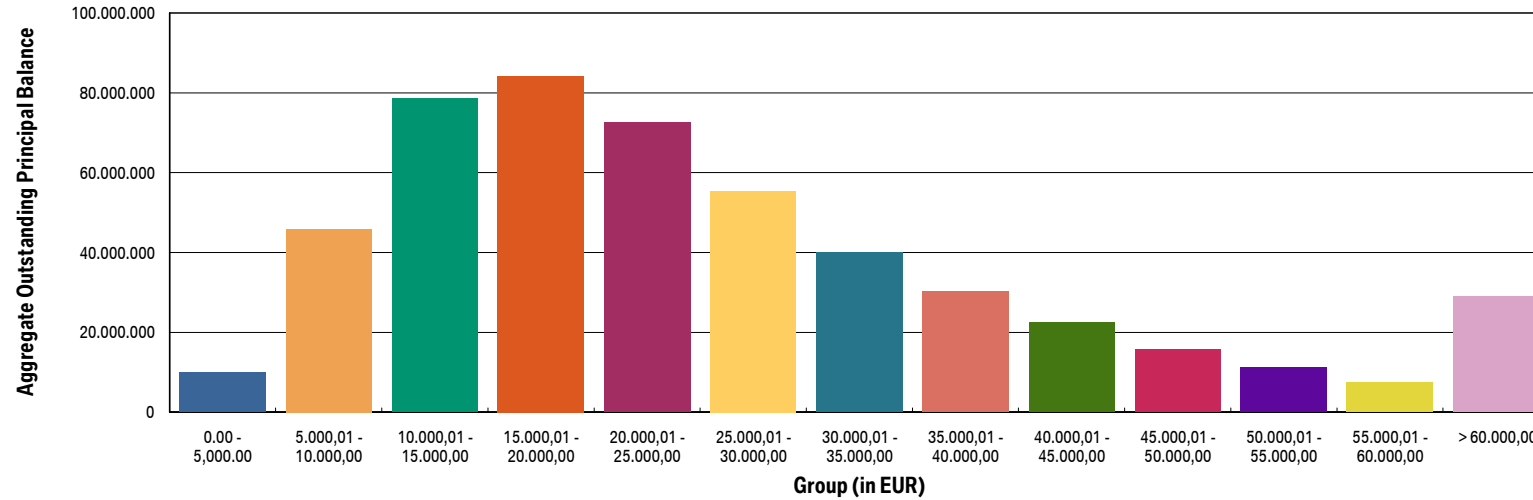
Portfolio as of: July 31, 2021

Group (in EUR)	Aggregate Outstanding Principal Balance (in EUR)	Aggregate Outstanding Principal Balance (in % of total)	Number of Contracts	Number of Contracts (in % of total)
0.00 - 5,000.00	10,018,632.15	1.99	4,775	15.45
5.000,01 - 10.000,00	45,909,818.32	9.13	6,029	19.51
10.000,01 - 15.000,00	78,658,362.27	15.65	6,334	20.50
15.000,01 - 20.000,00	84,176,713.34	16.74	4,852	15.70
20.000,01 - 25.000,00	72,462,444.52	14.41	3,243	10.50
25.000,01 - 30.000,00	55,418,466.94	11.02	2,030	6.57
30.000,01 - 35.000,00	40,113,856.73	7.98	1,241	4.02
35.000,01 - 40.000,00	30,274,589.66	6.02	812	2.63
40.000,01 - 45.000,00	22,547,797.62	4.48	535	1.73
45.000,01 - 50.000,00	15,641,802.95	3.11	331	1.07
50.000,01 - 55.000,00	11,179,445.69	2.22	214	0.69
55.000,01 - 60.000,00	7,342,095.22	1.46	128	0.41
> 60.000,00	29,013,151.41	5.77	373	1.21
<b>Total</b>	<b>502,757,176.82</b>	<b>100.00</b>	<b>30,897</b>	<b>100.00</b>
WA:	16,272.04			
Min:	0.00			
Max:	237,778.91			

**Compartment German Auto Loans 10**  
**Monthly Investor Report**

Reporting Date:	Aug 11, 2021
Payment Date:	Aug 20, 2021
Period No.:	15
Monthly Period:	July, 2021
Interest Period:	July 20, 2021 to Aug 20, 2021 = 31 days

**13a. Aggregate Outstanding Principal Balance (graph)**



**Compartment German Auto Loans 10**  
**Monthly Investor Report**

Reporting Date: Aug 11, 2021  
 Payment Date: Aug 20, 2021  
 Period No.: 15  
 Monthly Period: July, 2021  
 Interest Period: July 20, 2021 to Aug 20, 2021  
 = 31 days

**14. Down Payments**

Portfolio as of: July 31, 2021

Down Payment	Aggregate Outstanding Principal Balance (in EUR)	Aggregate Outstanding Principal Balance (in % of total)	Number of Contracts	Number of Contracts (in % of total)	Down Payment/ Purchase Price (in %)
No Down Payment	135,480,432.97	26.95	9,602	31.08	0.00
<=1000	7,496,894.45	1.49	578	1.87	4.54
1.000,01 - 2.000,00	22,321,940.78	4.44	1,588	5.14	8.50
2.000,01 - 3.000,00	30,221,349.23	6.01	2,121	6.86	12.50
3.000,01 - 4.000,00	26,530,549.84	5.28	1,887	6.11	16.18
4.000,01 - 5.000,00	43,781,053.76	8.71	2,765	8.95	18.13
5.000,01 - 6.000,00	24,470,143.90	4.87	1,537	4.97	20.57
6.000,01 - 7.000,00	20,540,653.82	4.09	1,297	4.20	22.80
7.000,01 - 8.000,00	21,902,510.40	4.36	1,268	4.10	23.67
8.000,01 - 9.000,00	13,583,683.85	2.70	762	2.47	24.82
9.000,01 - 10.000,00	40,137,374.14	7.98	2,119	6.86	26.30
10.000,01 - 11.000,00	8,116,691.57	1.61	427	1.38	26.94
11.000,01 - 12.000,00	12,520,087.23	2.49	628	2.03	27.86
12.000,01 - 13.000,00	8,893,578.64	1.77	449	1.45	28.51
13.000,01 - 14.000,00	8,250,726.03	1.64	395	1.28	29.62
14.000,01 - 15.000,00	18,455,577.28	3.67	871	2.82	31.50
> 15.000,00	60,053,928.93	11.94	2,603	8.42	37.00
<b>Total</b>	<b>502,757,176.82</b>	<b>100.00</b>	<b>30,897</b>	<b>100.00</b>	<b>17.06</b>

Minimum Down Payment:	1.00
Maximum Down Payment:	110,000.00
Average Down Payment:	5,874.34
Average Down Payment (customers that made a Down Payment):	8,523.11

**Compartment German Auto Loans 10**  
**Monthly Investor Report**

Reporting Date:	Aug 11, 2021
Payment Date:	Aug 20, 2021
Period No.:	15
Monthly Period:	July, 2021
Interest Period:	July 20, 2021 to Aug 20, 2021 = 31 days

**15. Borrower Concentration**

Portfolio as of: July 31, 2021

Borrower (Top 20)	Aggregate Outstanding Principal Balance (in EUR)	Aggregate Outstanding Principal Balance (in % of total)	Number of Contracts	Number of Contracts (in % of total)
1	362,777.44	0.07	7	0.02
2	320,154.78	0.06	6	0.02
3	270,632.12	0.05	4	0.01
4	245,055.84	0.05	5	0.02
5	241,260.54	0.05	6	0.02
6	240,357.29	0.05	10	0.03
7	237,778.91	0.05	1	0.00
8	208,377.45	0.04	3	0.01
9	197,755.24	0.04	2	0.01
10	193,249.04	0.04	1	0.00
11	188,331.85	0.04	2	0.01
12	187,439.08	0.04	1	0.00
13	179,957.99	0.04	4	0.01
14	176,076.96	0.04	1	0.00
15	175,036.21	0.03	1	0.00
16	165,149.14	0.03	1	0.00
17	162,879.49	0.03	4	0.01
18	160,331.82	0.03	4	0.01
19	152,484.12	0.03	6	0.02
20	142,900.27	0.03	2	0.01
<b>Total</b>	<b>4,207,985.58</b>	<b>0.84</b>	<b>71</b>	<b>0.23</b>
<b>Total Portfolio Balance</b>	<b>502,757,176.82</b>			



**Compartment German Auto Loans 10**  
**Monthly Investor Report**

Reporting Date:	Aug 11, 2021
Payment Date:	Aug 20, 2021
Period No.:	15
Monthly Period:	July, 2021
Interest Period:	July 20, 2021 to Aug 20, 2021 = 31 days

**16. Geographical Distribution**

Initial Portfolio

Post code area	Aggregate Principal Balance (in EUR)	Aggregate Principal Balance (in % of total)	Number of Contracts	Number of contracts (in % of total)
post code area 0	38,850,001.51	5.13	1,901	5.04
post code area 1	44,833,286.47	5.92	2,079	5.51
post code area 2	66,006,642.23	8.72	3,381	8.96
post code area 3	64,483,561.52	8.52	3,393	8.99
post code area 4	93,951,938.62	12.42	4,661	12.36
post code area 5	93,083,643.97	12.30	4,639	12.30
post code area 6	97,251,597.39	12.85	4,794	12.71
post code area 7	93,531,479.67	12.36	4,788	12.69
post code area 8	101,531,504.39	13.42	4,840	12.83
post code area 9	63,226,334.51	8.35	3,246	8.61
<b>Total</b>	<b>756,749,990.28</b>	<b>100.00</b>	<b>37,722</b>	<b>100.00</b>

**Compartment German Auto Loans 10**  
**Monthly Investor Report**

Reporting Date:	Aug 11, 2021
Payment Date:	Aug 20, 2021
Period No.:	15
Monthly Period:	July, 2021
Interest Period:	July 20, 2021 to Aug 20, 2021 = 31 days

**16. Geographical Distribution**

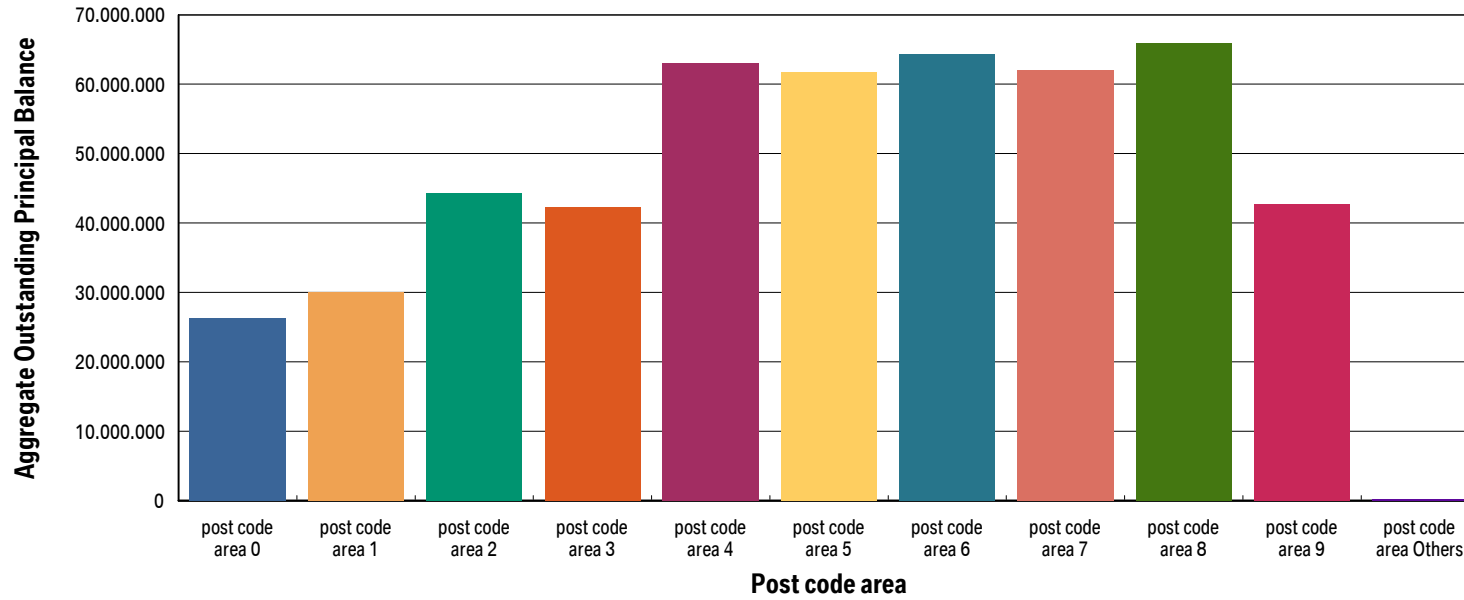
Portfolio as of: July 31, 2021

Post code area	Aggregate Outstanding Principal Balance (in EUR)	Aggregate Outstanding Principal Balance (in % of total)	Number of Contracts	Number of Contracts (in % of total)
post code area 0	26,266,391.36	5.22	1,591	5.15
post code area 1	30,113,725.06	5.99	1,737	5.62
post code area 2	44,219,795.10	8.80	2,744	8.88
post code area 3	42,220,205.36	8.40	2,759	8.93
post code area 4	63,029,961.52	12.54	3,847	12.45
post code area 5	61,687,953.68	12.27	3,812	12.34
post code area 6	64,382,279.39	12.81	3,945	12.77
post code area 7	61,991,559.15	12.33	3,882	12.56
post code area 8	65,906,509.12	13.11	3,871	12.53
post code area 9	42,727,519.62	8.50	2,693	8.72
post code area Others	211,277.46	0.04	16	0.05
<b>Total</b>	<b>502,757,176.82</b>	<b>100.00</b>	<b>30,897</b>	<b>100.00</b>

**Compartment German Auto Loans 10**  
**Monthly Investor Report**

Reporting Date:	Aug 11, 2021
Payment Date:	Aug 20, 2021
Period No.:	15
Monthly Period:	July, 2021
Interest Period:	July 20, 2021 to Aug 20, 2021 = 31 days

**16a. Geographical Distribution (graph)**



**Compartment German Auto Loans 10**  
**Monthly Investor Report**

Reporting Date:	Aug 11, 2021
Payment Date:	Aug 20, 2021
Period No.:	15
Monthly Period:	July, 2021
Interest Period:	July 20, 2021 to Aug 20, 2021 = 31 days

**17. Car Type & Customer Group**

Initial Portfolio

Car Type	Aggregate Principal Balance (in EUR)	Aggregate Principal Balance (in % of total)	Number of Contracts	Number of Contracts (in % of total)
New	335,116,134.69	44.28	11,663	30.92
Used	421,633,855.59	55.72	26,059	69.08
<b>Total</b>	<b>756,749,990.28</b>	<b>100.00</b>	<b>37,722</b>	<b>100.00</b>

Customer Group	Aggregate Principal Balance (in EUR)	Aggregate Principal Balance (in % of total)	Number of Contracts	Number of Contracts (in % of total)
Commercial	201,230,905.65	26.59	6,703	17.77
Private Individual	555,519,084.63	73.41	31,019	82.23
<b>Total</b>	<b>756,749,990.28</b>	<b>100.00</b>	<b>37,722</b>	<b>100.00</b>

**Compartment German Auto Loans 10**  
**Monthly Investor Report**

Reporting Date:	Aug 11, 2021
Payment Date:	Aug 20, 2021
Period No.:	15
Monthly Period:	July, 2021
Interest Period:	July 20, 2021 to Aug 20, 2021 = 31 days

**17. Car Type & Customer Group**

Portfolio as of: July 31, 2021

Car Type	Aggregate Outstanding Principal Balance (in EUR)	Aggregate Outstanding Principal Balance (in % of total)	Number of Contracts	Number of Contracts (in % of total)
New	241,498,346.52	48.03	10,032	32.47
Used	261,258,830.30	51.97	20,865	67.53
<b>Total</b>	<b>502,757,176.82</b>	<b>100.00</b>	<b>30,897</b>	<b>100.00</b>

Customer Group	Aggregate Outstanding Principal Balance (in EUR)	Aggregate Outstanding Principal Balance (in % of total)	Number of Contracts	Number of Contracts (in % of total)
Commercial	135,213,211.88	26.89	5,552	17.97
Private Individual	367,543,964.94	73.11	25,345	82.03
<b>Total</b>	<b>502,757,176.82</b>	<b>100.00</b>	<b>30,897</b>	<b>100.00</b>

**Compartment German Auto Loans 10**  
**Monthly Investor Report**

Reporting Date:	Aug 11, 2021
Payment Date:	Aug 20, 2021
Period No.:	15
Monthly Period:	July, 2021
Interest Period:	July 20, 2021 to Aug 20, 2021 = 31 days

**18. Delinquencies**

Initial Portfolio

Days past due	Aggregate Principal Balance (in EUR)	Aggregate Principal Balance (in % of total)	Number of Contracts	Number of Contracts (in % of total)
1 - 30	0.00	0.00	0	0.00
31 - 60	0.00	0.00	0	0.00
61 - 90	0.00	0.00	0	0.00
91 - 120	0.00	0.00	0	0.00
> 120	0.00	0.00	0	0.00
<b>Total</b>	<b>0.00</b>	<b>0.00</b>	<b>0</b>	<b>0.00</b>

Portfolio as of: July 31, 2021

Days past due	Aggregate Outstanding Principal Balance (in EUR)	Aggregate Outstanding Principal Balance (in % of total)	Number of Contracts	Number of Contracts (in % of total)
1 - 30	2,697,583.50	0.54	134	0.43
31 - 60	387,902.89	0.08	19	0.06
61 - 90	53,874.55	0.01	3	0.01
91 - 120	73,790.78	0.01	7	0.02
> 120	165,549.74	0.03	7	0.02
<b>Total</b>	<b>3,378,701.46</b>	<b>0.67</b>	<b>170</b>	<b>0.55</b>

**Compartment German Auto Loans 10**
**Monthly Investor Report**

Reporting Date:	Aug 11, 2021
Payment Date:	Aug 20, 2021
Period No.:	15
Monthly Period:	July, 2021
Interest Period:	July 20, 2021 to Aug 20, 2021 = 31 days

**18a. Delinquencies Analysis**

Monthly Period	Performing (in EUR)	31-60 days past due (in EUR)	61-90 days past due (in EUR)	91-120 days past due (in EUR)	>120 days past due (in EUR)
May - 20	740,146,949.11	0.00	0.00	0.00	0.00
June - 20	721,601,816.33	81,700.12	0.00	0.00	0.00
July - 20	702,612,687.82	106,686.13	35,273.11	0.00	0.00
Aug - 20	685,455,355.70	361,688.55	19,280.57	35,273.11	0.00
Sept - 20	667,716,114.78	438,609.04	13,862.18	19,280.57	35,273.11
Oct - 20	649,487,622.84	408,556.54	248,670.34	13,862.18	19,280.57
Nov - 20	633,277,295.15	466,919.20	125,202.22	179,324.75	19,280.57
Dec - 20	616,721,711.71	423,890.74	159,378.65	146,384.96	194,048.99
Jan - 21	600,408,319.26	327,871.44	254,322.36	103,905.97	263,829.04
Feb - 21	584,165,357.73	368,512.07	65,093.19	45,394.00	276,428.93
Mar - 21	565,512,841.44	530,716.30	183,014.52	118,391.06	193,808.00
Apr - 21	549,388,019.17	358,620.58	152,904.24	116,069.33	195,743.64
May - 21	533,126,810.32	670,246.41	251,050.24	81,906.87	179,931.35
June - 21	517,248,993.91	158,793.08	86,906.27	172,626.42	217,250.93
July - 21	502,076,058.86	387,902.89	53,874.55	73,790.78	165,549.74

**Compartment German Auto Loans 10**  
**Monthly Investor Report**

Reporting Date:	Aug 11, 2021
Payment Date:	Aug 20, 2021
Period No.:	15
Monthly Period:	July, 2021
Interest Period:	July 20, 2021 to Aug 20, 2021 = 31 days

**19. Seasoning**

Initial Portfolio

Group (in months)	Aggregate Principal Balance (in EUR)	Aggregate Principal Balance (in % of total)	Number of Contracts	Number of Contracts (in % of total)
<= 6	556,910,313.05	73.59	26,186	69.42
> 6 - <= 12	145,292,998.53	19.20	8,164	21.64
> 12 - <= 24	54,546,678.70	7.21	3,372	8.94
> 24 - <= 36	0.00	0.00	0	0.00
> 36 - <= 42	0.00	0.00	0	0.00
> 42 - <= 48	0.00	0.00	0	0.00
> 48 - <= 53	0.00	0.00	0	0.00
> 53	0.00	0.00	0	0.00
<b>Total</b>	<b>756,749,990.28</b>	<b>100.00</b>	<b>37,722</b>	<b>100.00</b>

WA Seasoning (in months):	5.81
Min (in months):	2.00
Max (in months):	15.00



**Compartment German Auto Loans 10**  
**Monthly Investor Report**

Reporting Date:	Aug 11, 2021
Payment Date:	Aug 20, 2021
Period No.:	15
Monthly Period:	July, 2021
Interest Period:	July 20, 2021 to Aug 20, 2021 = 31 days

**19. Seasoning**

Portfolio as of: July 31, 2021

Group (in months)	Aggregate Outstanding Principal Balance (in EUR)	Aggregate Outstanding Principal Balance (in % of total)	Number of Contracts	Number of Contracts (in % of total)
<= 6	0.00	0.00	0	0.00
> 6 - <= 12	0.00	0.00	0	0.00
> 12 - <= 24	422,992,134.33	84.13	24,923	80.66
> 24 - <= 36	79,765,042.49	15.87	5,974	19.34
> 36 - <= 42	0.00	0.00	0	0.00
> 42 - <= 48	0.00	0.00	0	0.00
> 48 - <= 53	0.00	0.00	0	0.00
> 53	0.00	0.00	0	0.00
<b>Total</b>	<b>502,757,176.82</b>	<b>100.00</b>	<b>30,897</b>	<b>100.00</b>

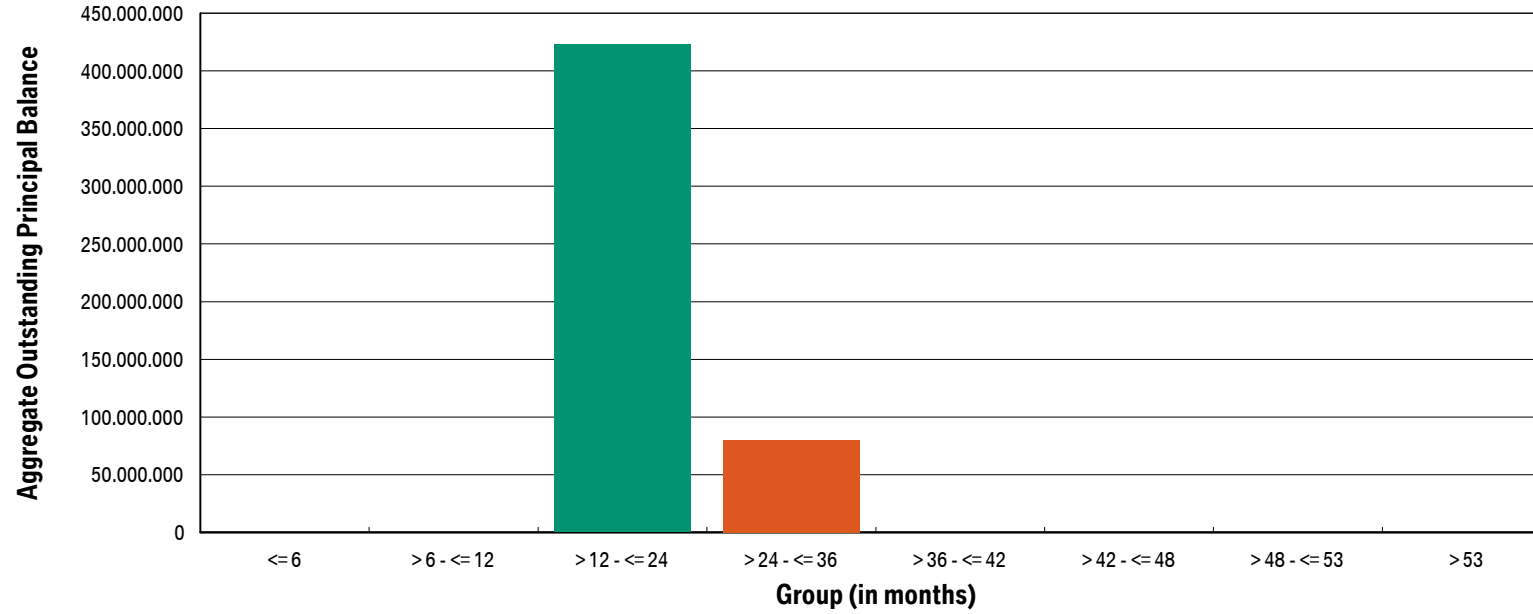
WA Seasoning (in months):	20.65
Min (in months):	17.00
Max (in months):	30.00



**Compartment German Auto Loans 10**  
**Monthly Investor Report**

Reporting Date:	Aug 11, 2021
Payment Date:	Aug 20, 2021
Period No.:	15
Monthly Period:	July, 2021
Interest Period:	July 20, 2021 to Aug 20, 2021 = 31 days

**19a. Seasoning (graph)**



**Compartment German Auto Loans 10**  
**Monthly Investor Report**

Reporting Date: Aug 11, 2021  
 Payment Date: Aug 20, 2021  
 Period No.: 15  
 Monthly Period: July, 2021  
 Interest Period: July 20, 2021 to Aug 20, 2021  
 = 31 days

**20. Remaining Term**

Initial Portfolio

Group (in months)	Aggregate Principal Balance (in EUR)	Aggregate Principal Balance (in % of total)	Number of Contracts	Number of Contracts (in % of total)
<= 6	201,572.62	0.03	94	0.25
> 6 - <= 12	4,391,327.43	0.58	762	2.02
> 12 - <= 24	70,971,230.05	9.38	5,717	15.16
> 24 - <= 36	315,095,332.69	41.64	15,804	41.90
> 36 - <= 42	45,678,105.76	6.04	2,266	6.01
> 42 - <= 48	106,127,537.84	14.02	4,747	12.58
> 48 - <= 53	38,957,331.30	5.15	1,628	4.32
> 53	175,327,552.59	23.17	6,704	17.77
<b>Total</b>	<b>756,749,990.28</b>	<b>100.00</b>	<b>37,722</b>	<b>100.00</b>

WA Remaining Term (in months):	39.31
Min (in months):	3.00
Max (in months):	60.00

**Compartment German Auto Loans 10**  
**Monthly Investor Report**

Reporting Date:	Aug 11, 2021
Payment Date:	Aug 20, 2021
Period No.:	15
Monthly Period:	July, 2021
Interest Period:	July 20, 2021 to Aug 20, 2021 = 31 days

**20. Remaining Term**

Portfolio as of: July 31, 2021

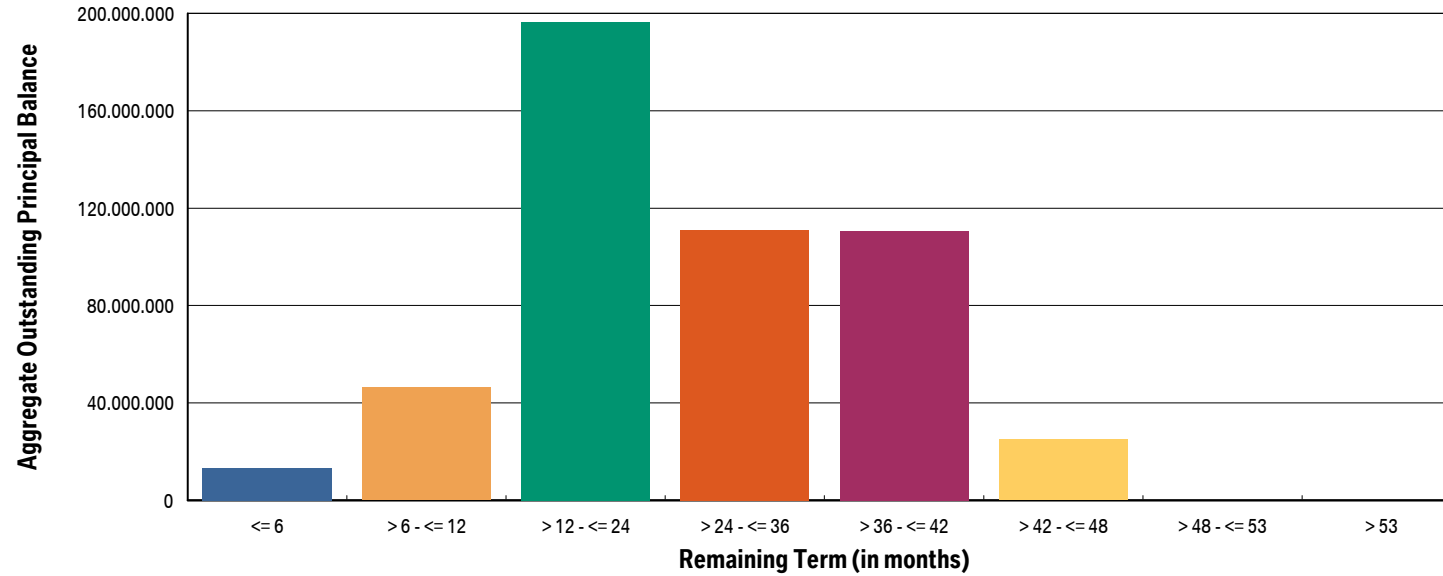
Group (in months)	Aggregate Outstanding Principal Balance (in EUR)	Aggregate Outstanding Principal Balance (in % of total)	Number of Contracts	Number of Contracts (in % of total)
<= 6	13,337,843.46	2.65	3,369	10.90
> 6 - <= 12	46,339,718.36	9.22	3,899	12.62
> 12 - <= 24	196,303,312.09	39.05	11,632	37.65
> 24 - <= 36	111,127,856.55	22.10	5,967	19.31
> 36 - <= 42	110,651,878.84	22.01	4,907	15.88
> 42 - <= 48	24,996,567.52	4.97	1,123	3.63
> 48 - <= 53	0.00	0.00	0	0.00
> 53	0.00	0.00	0	0.00
<b>Total</b>	<b>502,757,176.82</b>	<b>100.00</b>	<b>30,897</b>	<b>100.00</b>

WA Remaining Term (in months):	25.34
Min (in months):	0.00
Max (in months):	45.00

**Compartment German Auto Loans 10**  
**Monthly Investor Report**

Reporting Date:	Aug 11, 2021
Payment Date:	Aug 20, 2021
Period No.:	15
Monthly Period:	July, 2021
Interest Period:	July 20, 2021 to Aug 20, 2021 = 31 days

**20a. Remaining Term (graph)**



**Compartment German Auto Loans 10**  
**Monthly Investor Report**

Reporting Date:	Aug 11, 2021
Payment Date:	Aug 20, 2021
Period No.:	15
Monthly Period:	July, 2021
Interest Period:	July 20, 2021 to Aug 20, 2021 = 31 days

**21. Original Term**

Initial Portfolio

Group (in months)	Aggregate Principal Balance (in EUR)	Aggregate Principal Balance (in % of total)	Number of Contracts	Number of Contracts (in % of total)
<= 6	0.00	0.00	0	0.00
> 6 - <= 12	546,875.52	0.07	201	0.53
> 12 - <= 24	35,448,344.86	4.68	3,671	9.73
> 24 - <= 36	339,574,369.69	44.87	17,623	46.72
> 36 - <= 42	4,975,210.35	0.66	319	0.85
> 42 - <= 48	137,182,258.92	18.13	6,473	17.16
> 48 - <= 53	471,148.34	0.06	26	0.07
> 53	238,551,782.60	31.52	9,409	24.94
<b>Total</b>	<b>756,749,990.28</b>	<b>100.00</b>	<b>37,722</b>	<b>100.00</b>

WA Original Term (in months):	45.11
Min (in months):	10.00
Max (in months):	72.00

**Compartment German Auto Loans 10**  
**Monthly Investor Report**

Reporting Date:	Aug 11, 2021
Payment Date:	Aug 20, 2021
Period No.:	15
Monthly Period:	July, 2021
Interest Period:	July 20, 2021 to Aug 20, 2021 = 31 days

**21. Original Term**

Portfolio as of: July 31, 2021

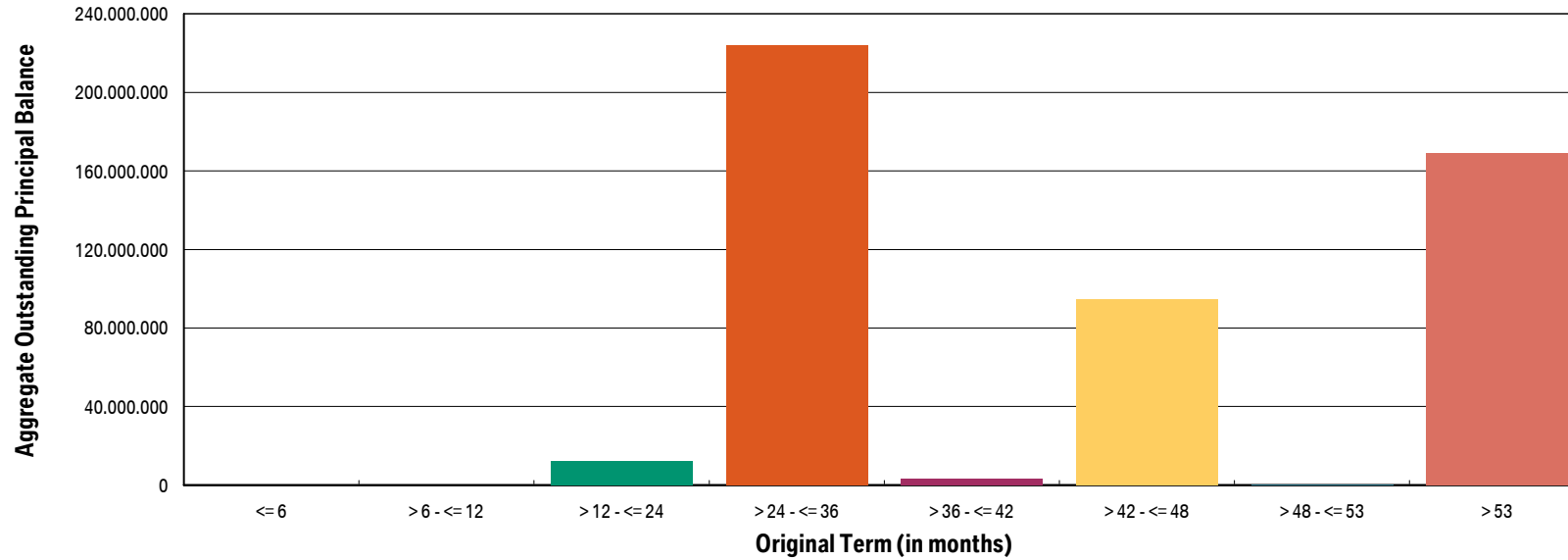
Group (in months)	Aggregate Outstanding Principal Balance (in EUR)	Aggregate Outstanding Principal Balance (in % of total)	Number of Contracts	Number of Contracts (in % of total)
<= 6	0.00	0.00	0	0.00
> 6 - <= 12	0.00	0.00	0	0.00
> 12 - <= 24	11,941,956.55	2.38	2,263	7.32
> 24 - <= 36	223,765,058.15	44.51	14,720	47.64
> 36 - <= 42	3,199,914.45	0.64	275	0.89
> 42 - <= 48	94,555,183.30	18.81	5,571	18.03
> 48 - <= 53	297,896.58	0.06	19	0.06
> 53	168,997,167.79	33.61	8,049	26.05
<b>Total</b>	<b>502,757,176.82</b>	<b>100.00</b>	<b>30,897</b>	<b>100.00</b>

WA Original Term (in months):	46.02
Min (in months):	18.00
Max (in months):	72.00

**Compartment German Auto Loans 10**  
**Monthly Investor Report**

Reporting Date:	Aug 11, 2021
Payment Date:	Aug 20, 2021
Period No.:	15
Monthly Period:	July, 2021
Interest Period:	July 20, 2021 to Aug 20, 2021 = 31 days

**21a. Original Term (graph)**





**Compartment German Auto Loans 10**
**Monthly Investor Report**

Reporting Date:	Aug 11, 2021
Payment Date:	Aug 20, 2021
Period No.:	15
Monthly Period:	July, 2021
Interest Period:	July 20, 2021 to Aug 20, 2021 = 31 days

**22. Vehicle Class**
Initial Portfolio

Group	Aggregate Principal Balance (in EUR)	Aggregate Principal Balance (in % of total)	Number of Contracts	Number of Contracts (in % of total)
BMW 1 Series	81,155,731.24	10.72	5,849	15.51
BMW 2 Series	71,886,124.85	9.50	3,619	9.59
BMW 3 Series	79,744,521.82	10.54	4,363	11.57
BMW 4 Series	38,571,273.34	5.10	1,479	3.92
BMW 5 Series	78,362,132.65	10.36	3,328	8.82
BMW 6 Series	7,578,626.86	1.00	225	0.60
BMW 7 Series	10,686,781.25	1.41	306	0.81
BMW 8 Series	5,236,824.78	0.69	60	0.16
BMW X1 Series	59,974,674.85	7.93	3,086	8.18
BMW X2 Series	11,803,094.62	1.56	424	1.12
BMW X3 Series	57,049,166.87	7.54	2,131	5.65
BMW X4 Series	19,362,123.87	2.56	598	1.59
BMW X5 Series	50,884,586.13	6.72	1,324	3.51
BMW X6 Series	12,816,775.25	1.69	342	0.91
BMW X7 Series	4,930,197.20	0.65	62	0.16
BMW Z Series	10,848,458.06	1.43	385	1.02
BMW i Series	6,755,491.79	0.89	267	0.71
MINI	96,136,863.83	12.70	6,100	16.17
Non BMW Group Models (incl. Motorcycles)	34,176,626.66	4.52	1,867	4.95
Other BMW Group (incl. Motorcycles)	18,789,914.36	2.48	1,907	5.06
<b>Total</b>	<b>756,749,990.28</b>	<b>100.00</b>	<b>37,722</b>	<b>100.00</b>

**Compartment German Auto Loans 10**  
**Monthly Investor Report**

Reporting Date:	Aug 11, 2021
Payment Date:	Aug 20, 2021
Period No.:	15
Monthly Period:	July, 2021
Interest Period:	July 20, 2021 to Aug 20, 2021 = 31 days

**22. Vehicle Class**

Portfolio as of: July 31, 2021

Group	Aggregate Outstanding Principal Balance (in EUR)	Aggregate Outstanding Principal Balance (in % of total)	Number of Contracts	Number of Contracts (in % of total)
BMW 1 Series	51,981,711.67	10.34	4,754	15.39
BMW 2 Series	46,808,417.87	9.31	2,986	9.66
BMW 3 Series	51,647,493.54	10.27	3,478	11.26
BMW 4 Series	24,792,823.60	4.93	1,202	3.89
BMW 5 Series	50,841,499.43	10.11	2,679	8.67
BMW 6 Series	4,505,356.15	0.90	171	0.55
BMW 7 Series	6,708,871.17	1.33	244	0.79
BMW 8 Series	4,126,828.37	0.82	55	0.18
BMW X1 Series	41,724,298.65	8.30	2,597	8.41
BMW X2 Series	8,836,139.67	1.76	378	1.22
BMW X3 Series	39,968,031.64	7.95	1,781	5.76
BMW X4 Series	13,464,446.89	2.68	503	1.63
BMW X5 Series	35,182,882.89	7.00	1,094	3.54
BMW X6 Series	8,094,882.39	1.61	270	0.87
BMW X7 Series	3,481,798.73	0.69	54	0.17
BMW Z Series	7,378,260.49	1.47	303	0.98
BMW i Series	4,666,294.22	0.93	223	0.72
MINI	66,413,720.61	13.21	5,199	16.83
Non BMW Group Models (incl. Motorcycles)	22,052,886.55	4.39	1,485	4.81
Other BMW Group (incl. Motorcycles)	10,080,532.29	2.01	1,441	4.66
<b>Total</b>	<b>502,757,176.82</b>	<b>100.00</b>	<b>30,897</b>	<b>100.00</b>

**Compartment German Auto Loans 10**  
**Monthly Investor Report**

Reporting Date:	Aug 11, 2021
Payment Date:	Aug 20, 2021
Period No.:	15
Monthly Period:	July, 2021
Interest Period:	July 20, 2021 to Aug 20, 2021 = 31 days

**23. Payment Type**
Initial Portfolio:

Group	Aggregate Principal Balance (in EUR)	Aggregate Principal Balance (in % of total)	Number of Contracts	Number of Contracts (in % of total)
Direct debit	755,724,731.49	99.86	37,679	99.89
Self payment	1,025,258.79	0.14	43	0.11
<b>Total</b>	<b>756,749,990.28</b>	<b>100.00</b>	<b>37,722</b>	<b>100.00</b>

Portfolio as of: July 31, 2021

Group	Aggregate Outstanding Principal Balance (in EUR)	Aggregate Outstanding Principal Balance (in % of total)	Number of Contracts	Number of Contracts (in % of total)
Direct debit	500,093,030.10	99.47	30,753	99.53
Self payment	2,664,146.72	0.53	144	0.47
<b>Total</b>	<b>502,757,176.82</b>	<b>100.00</b>	<b>30,897</b>	<b>100.00</b>



**Compartment German Auto Loans 10**  
**Monthly Investor Report**

Reporting Date:	Aug 11, 2021
Payment Date:	Aug 20, 2021
Period No.:	15
Monthly Period:	July, 2021
Interest Period:	July 20, 2021 to Aug 20, 2021 = 31 days

**24. Interest Rates**

Weighted Average Nominal Interest Rate (in %)		
Aggregate Principal Balance (Initial)	756,749,990.28	3.32
Aggregate Outstanding Principal Balance	502,757,176.82	3.28

**Compartment German Auto Loans 10**  
**Monthly Investor Report**

Reporting Date:	Aug 11, 2021
Payment Date:	Aug 20, 2021
Period No.:	15
Monthly Period:	July, 2021
Interest Period:	July 20, 2021 to Aug 20, 2021 = 31 days

**25. Credit Type**
Initial Portfolio

Credit Type	Aggregate Principal Balance (in EUR)	Aggregate Principal Balance (in % of total)	Number of Contracts	Number of Contracts (in % of total)
Balloon	747,953,979.62	98.84	36,385	96.46
Equal Instalment Loan	8,796,010.66	1.16	1,337	3.54
<b>Total</b>	<b>756,749,990.28</b>	<b>100.00</b>	<b>37,722</b>	<b>100.00</b>

Portfolio as of: July 31, 2021

Credit Type	Aggregate Outstanding Principal Balance (in EUR)	Aggregate Outstanding Principal Balance (in % of total)	Number of Contracts	Number of Contracts (in % of total)
Balloon	499,598,851.82	99.37	30,091	97.39
Equal Instalment Loan	3,158,325.00	0.63	806	2.61
<b>Total</b>	<b>502,757,176.82</b>	<b>100.00</b>	<b>30,897</b>	<b>100.00</b>

**Compartment German Auto Loans 10**  
**Monthly Investor Report**

Reporting Date:	Aug 11, 2021
Payment Date:	Aug 20, 2021
Period No.:	15
Monthly Period:	July, 2021
Interest Period:	July 20, 2021 to Aug 20, 2021 = 31 days

**26. Contracts per Customer**
Initial Portfolio

Group	Aggregate Principal Balance (in EUR)	Aggregate Principal Balance (in % of total)	Number of Contracts	Number of Contracts (in % of total)
1	724,380,586.58	95.72	36,591	97.00
2 - 4	26,859,922.86	3.55	952	2.52
5 - 7	3,218,258.38	0.43	89	0.24
8 - 10	326,566.45	0.04	26	0.07
> 10	1,964,656.01	0.26	64	0.17
<b>Total</b>	<b>756,749,990.28</b>	<b>100.00</b>	<b>37,722</b>	<b>100.00</b>

Portfolio as of: July 31, 2021

Group	Aggregate Outstanding Principal Balance (in EUR)	Aggregate Outstanding Principal Balance (in % of total)	Number of Contracts	Number of Contracts (in % of total)
1	485,464,562.51	96.56	30,169	97.64
2 - 4	14,986,439.14	2.98	641	2.07
5 - 7	1,881,498.16	0.37	60	0.19
8 - 10	424,677.01	0.08	27	0.09
> 10	0.00	0.00	0	0.00
<b>Total</b>	<b>502,757,176.82</b>	<b>100.00</b>	<b>30,897</b>	<b>100.00</b>

**Compartment German Auto Loans 10**  
**Monthly Investor Report**

Reporting Date: Aug 11, 2021  
 Payment Date: Aug 20, 2021  
 Period No.: 15  
 Monthly Period: July, 2021  
 Interest Period: July 20, 2021 to Aug 20, 2021  
 = 31 days

**27. Amortisation**

Initial Portfolio

Period	Principal Balance (in EUR)
	756,749,990.28
1	747,284,150.21
2	737,791,273.70
3	728,264,986.54
4	718,711,535.81
5	709,130,456.80
6	699,537,583.26
7	689,921,537.42
8	680,279,765.60
9	670,377,327.40
10	660,211,792.26
11	649,963,053.12
12	639,845,968.29
13	629,719,269.72
14	619,491,825.35
15	609,576,998.09
16	599,601,717.70
17	589,644,361.50
18	577,535,834.69
19	565,480,782.53
20	553,402,724.33
21	539,097,447.91
22	522,150,647.75
23	505,899,957.67
24	490,470,791.84
25	474,407,402.05
26	458,142,852.87
27	442,825,967.72
28	427,600,260.77
29	415,485,297.93
30	380,019,947.98

Current Portfolio

Period	Principal Balance in EUR	Reduction in EUR
	502,757,176.82	
1	494,399,131.66	8,358,045.16
2	486,325,971.54	8,073,160.12
3	476,808,184.98	9,517,786.56
4	467,375,239.22	9,432,945.76
5	457,846,362.16	9,528,877.06
6	446,481,884.66	11,364,477.50
7	433,024,896.98	13,456,987.68
8	420,031,275.85	12,993,621.13
9	407,426,593.66	12,604,682.19
10	394,351,382.29	13,075,211.37
11	381,116,943.69	13,234,438.60
12	368,776,541.00	12,340,402.69
13	356,233,311.52	12,543,229.48
14	346,163,399.50	10,069,912.02
15	316,500,219.99	29,663,179.51
16	283,512,288.42	32,987,931.57
17	252,593,892.87	30,918,395.55
18	223,431,787.43	29,162,105.44
19	199,346,786.00	24,085,001.43
20	193,863,413.02	5,483,372.98
21	188,681,506.71	5,181,906.31
22	182,998,544.74	5,682,961.97
23	177,649,658.98	5,348,885.76
24	172,248,580.91	5,401,078.07
25	166,822,604.34	5,425,976.57
26	162,078,470.58	4,744,133.76
27	150,457,505.65	11,620,964.93
28	139,030,549.49	11,426,956.16
29	127,391,809.97	11,638,739.52
30	116,530,366.13	10,861,443.84

**Compartment German Auto Loans 10**  
**Monthly Investor Report**

Reporting Date: Aug 11, 2021  
 Payment Date: Aug 20, 2021  
 Period No.: 15  
 Monthly Period: July, 2021  
 Interest Period: July 20, 2021 to Aug 20, 2021  
 = 31 days

**27. Amortisation**

Initial Portfolio

Period	Principal Balance (in EUR)
31	340,159,419.42
32	303,483,138.49
33	269,153,961.86
34	240,139,443.71
35	233,332,615.30
36	226,972,057.57
37	219,949,590.01
38	213,498,160.86
39	206,981,816.24
40	200,393,388.75
41	194,596,293.22
42	180,889,998.88
43	167,116,177.88
44	153,183,310.70
45	140,387,024.45
46	125,235,883.79
47	118,472,482.67
48	112,603,579.13
49	106,724,904.66
50	100,357,831.84
51	94,395,480.90
52	88,701,913.00
53	84,191,051.06
54	66,340,359.61
55	48,581,532.40
56	30,608,549.97
57	15,138,249.31
58	4,297.72
59	1,886.86
60	0.00

Current Portfolio

Period	Principal Balance in EUR	Reduction in EUR
31	103,794,119.34	12,736,246.79
32	98,074,541.55	5,719,577.79
33	93,329,190.01	4,745,351.54
34	88,686,869.48	4,642,320.53
35	83,621,087.99	5,065,781.49
36	78,814,434.05	4,806,653.94
37	74,033,127.95	4,781,306.10
38	70,234,217.89	3,798,910.06
39	55,517,747.92	14,716,469.97
40	41,046,084.66	14,471,663.26
41	25,985,566.11	15,060,518.55
42	12,643,821.29	13,341,744.82
43	1,445.05	12,642,376.24
44	695.19	749.86
45	0.00	695.19
46	0.00	0.00
47	0.00	0.00
48	0.00	0.00
49	0.00	0.00
50	0.00	0.00
51	0.00	0.00
52	0.00	0.00
53	0.00	0.00
54	0.00	0.00
55	0.00	0.00
56	0.00	0.00
57	0.00	0.00
58	0.00	0.00
59	0.00	0.00
60	0.00	0.00



**Compartment German Auto Loans 10**  
**Monthly Investor Report**

Reporting Date:	Aug 11, 2021
Payment Date:	Aug 20, 2021
Period No.:	15
Monthly Period:	July, 2021
Interest Period:	July 20, 2021 to Aug 20, 2021 = 31 days

**28. Priority of Payments**

**Priority of Payments\***

Available Distribution Amount	+	20,259,707.41
Taxes	-	6,166.67
Trustee Payment	-	0.00
Senior Expenses	-	11,401.34
Swap Net Payment	-	30,439.32
Class A Interest	-	54,096.00
Class B Interest	-	48,868.56
Cash Reserve	-	3,790,000.00
Principal Class A	-	16,318,735.52
Principal Class B	-	0.00
Swap Termination Event	-	0.00
Subordinated Loan Interest	-	0.00
Subordinated Loan Principal	-	0.00
Seller	-	0.00

\*all Amounts in EUR

**Compartment German Auto Loans 10**  
**Monthly Investor Report**

Reporting Date:	Aug 11, 2021
Payment Date:	Aug 20, 2021
Period No.:	15
Monthly Period:	July, 2021
Interest Period:	July 20, 2021 to Aug 20, 2021 = 31 days

**29. Transaction Costs**

<b>Cost Category (in EUR)</b>	<b>Class A</b>	<b>Class B</b>	<b>Subordinated Loan</b>	<b>Total</b>
Senior Expenses				11,401.34
Interest accrued for the Period	54,096.00	48,868.56	4,709.39	107,673.95
Interest payments for the Period	54,096.00	48,868.56	0.00	102,964.56
Cumulative Interest Payments	1,149,848.00	709,370.46	0.00	1,859,218.46
Unpaid Interest for the Period	0.00	0.00	4,709.39	4,709.39
Cumulative Unpaid Interest	0.00	0.00	69,155.07	69,155.07

**Compartment German Auto Loans 10**
**Monthly Investor Report**

Reporting Date:	Aug 11, 2021
Payment Date:	Aug 20, 2021
Period No.:	15
Monthly Period:	July, 2021
Interest Period:	July 20, 2021 to Aug 20, 2021 = 31 days

**30. Ratings**

	Fitch	S&P	Moody's	DBRS
<b>Notes - current ratings</b>				
Class A	AAA	N/A	Aaa	N/A
Class B	N/A	N/A	N/A	N/A

		Fitch	S&P	Moody's	DBRS	Trigger Breached	
<b>Transaction Parties - current ratings</b>							
	BMW AG	long term	N/A	A	A2	A high	no
		short term	N/A	A-1	P-1	N/A	no
<b>Issuer Account Bank:</b>	The Bank of New York Mellon	long term	AA+	N/A	Aa1	N/A	no
		short term	F1+	N/A	P-1	N/A	no
<b>Swap Provider:</b>	Skandinaviska Enskilda Banken AB	long term	AA-	N/A	Aa2	N/A	no
		short term	F1+	N/A	P-1	N/A	no

		Fitch	S&P	Moody's	DBRS	
<b>Transaction Parties - required ratings</b>						
	BMW AG	long term	BBB	N/A	Baa1	N/A
		short term	F2	N/A	P-2	N/A
<b>Issuer Account Bank:</b>	The Bank of New York Mellon	long term	A	N/A	A2	N/A
		short term	F1	N/A	P-1	N/A
<b>Swap Provider:</b>	Skandinaviska Enskilda Banken AB	long term	A	N/A	Baa1	N/A
		short term	F1	N/A	N/A	N/A

**Compartment German Auto Loans 10**

**Monthly Investor Report**

Reporting Date:	Aug 11, 2021
Payment Date:	Aug 20, 2021
Period No.:	15
Monthly Period:	July, 2021
Interest Period:	July 20, 2021 to Aug 20, 2021 = 31 days

**31. Swap Counterparty Data**

<b>Swap Counterparty Data</b>	
Swap counterparty provider	Skandinaviska Enskilda Banken AB (publ)
Swap termination event	No

<b>Swap Data</b>	
Swap type	Fixed floating interest rate swap
Notional amount (in EUR)	439,204,566.93
Fixed rate (in %)	-0.4924
Floating rate (Euribor in %)	-0.5570
Net swap payments (in EUR) (- from SPV / + to SPV)	-30,439.32