

# Compartment German Auto Leases 5

## Monthly Investor Report

**BMW  
GROUP**



Rolls-Royce  
Motor Cars Limited

Reporting Date	Nov 11, 2020
Payment Date	Nov 20, 2020
Period No	14
Monthly Period	Oct, 2020
Interest Period from	Oct 20, 2020 to Nov 20, 2020 = 31 days

## Cover Sheet Monthly Investor Report

### Index

1. Contact Information
2. Reporting Contact Details
3. Counterparty History
4. Overview Dates
5. Portfolio Information
6. Replenishment Fund / Reserves
7. Performance Data
8. Defaulted Amount & Recovery Amount
- 8.a Defaulted Amount & Recovery Amount -Lease Level Data
- 8.b Defaulted Amount & Recovery Amount -Lease Level Data (Out of Deal)
9. Outstanding Notes Balance
10. Original Aggregate Lease Balance
- 10.a Original Aggregate Lease Balance (Graph)
11. Current Aggregate Lease Balance
- 11.a Current Aggregate Lease Balance (Graph)
12. Borrower Concentration
13. Geographical Distribution
- 13.a Geographical Distribution (Graph)
14. Object Type
15. Delinquencies
- 15.a. Delinquency Analysis
16. Seasoning
- 16.a Seasoning (Graph)
17. Remaining Term
- 17.a Remaining Term (Graph)
18. Original Term
- 18.a Original Term (Graph)
19. Vehicle Class
20. Payment Type
21. Contracts per Lessee
22. Amortisation
23. Priority of Payments
24. Transaction Costs
25. Ratings
26. Swap Counterparty Data

# Compartment German Auto Leases 5

## Monthly Investor Report

**BMW  
GROUP**



Rolls-Royce  
Motor Cars Limited

Reporting Date	Nov 11, 2020
Payment Date	Nov 20, 2020
Period No	14
Monthly Period	Oct, 2020
Interest Period from	Oct 20, 2020 to Nov 20, 2020 = 31 days

### 1. Contact Information

#### Transaction Parties

##### Issuer:

##### **Bavarian Sky S.A.**

Acting in respect of its Compartment German Auto Leases 5

287-289 route d'Arlon

L-1150 Luxembourg

Grand Duchy of Luxembourg

Attn.: The Directors

LU-BavarianSky@intertrustgroup.com

+352-2656 3171

##### Corporate Administrator:

##### **Intertrust (Luxembourg) S.à r.l.**

6, Rue Eugène Ruppert

L-2453 Luxembourg

Luxembourg

Attn.: BUO - Capital Markets

LU-BavarianSky@intertrustgroup.com

+352 26 44 91

##### Originator/Servicer:

##### **BMW Bank GmbH**

Lilienthalallee 26

80939 Munich

Germany

Attn.: ABS Servicing Team

abs.bmwgroup@bmw.de

##### Calculation Agent:

##### **Bank of New York Mellon, London Branch**

One Canada Square

E14 5AL London

United Kingdom

Attn.: Corporate Trust Administration

BNYM.structured.finance.team.8@bnymellon.com

# Compartment German Auto Leases 5

## Monthly Investor Report

**BMW  
GROUP**



Rolls-Royce  
Motor Cars Limited

Reporting Date	Nov 11, 2020
Payment Date	Nov 20, 2020
Period No	14
Monthly Period	Oct, 2020
Interest Period from	Oct 20, 2020 to Nov 20, 2020 = 31 days

### 1. Contact Information

#### Transaction Parties

##### Paying Agent:

##### **Bank of New York Mellon, London Branch**

One Canada Square  
E14 5AL London  
United Kingdom  
Attn.: Corporate Trust Administration  
BNYM.structured.finance.team.8@bnymellon.com

##### Issuer Account Bank:

##### **Bank of New York Mellon, Frankfurt Branch**

Friedrich-Ebert-Anlage 49, Messeturm  
60327 Frankfurt am Main  
Germany  
Attn.: Corporate Trust Administration  
BNYM.structured.finance.team.8@bnymellon.com

##### Trustee:

##### **BNY Mellon Corporate Trustee Services Limited**

One Canada Square  
E14 5AL London  
United Kingdom  
Attn.: Corporate Trust Administration  
BNYM.structured.finance.team.8@bnymellon.com

##### Data Trustee:

##### **Bank of New York Mellon, Frankfurt Branch**

Friedrich-Ebert-Anlage 46, Messeturm  
60327 Frankfurt am Main  
Germany  
Attn.: Corporate Trust Administration  
BNYM.structured.finance.team.8@bnymellon.com

## Compartment German Auto Leases 5

### Monthly Investor Report

**BMW  
GROUP**



Rolls-Royce  
Motor Cars Limited

Reporting Date	Nov 11, 2020
Payment Date	Nov 20, 2020
Period No	14
Monthly Period	Oct, 2020
Interest Period from	Oct 20, 2020 to Nov 20, 2020 = 31 days

## 1. Contact Information

### Transaction Parties

#### Swap Counterparty:

#### **Skandinaviska Enskilda Banken AB (publ)**

Kungsträdgårdsgatan 8

SE-106 40 Stockholm

Sweden

peter.frank@seb.de / ABSGermany@seb.de

## 2. Reporting Contact Details

### Contact for Servicer Report (Portfolio related information in Investor Report)

#### Contact for Investor Reporting:

#### **BMW Bank GmbH**

Lilienthalallee 26

80939 Munich

Germany

Attn.: ABS Servicing Team

abs.bmwgroup@bmw.de

#### Calculation Agent:

#### **Bank of New York Mellon, London Branch**

One Canada Square

E14 5AL London

United Kingdom

Attn.: Corporate Trust Administration

BNYM.structured.finance.team.8@bnymellon.com

## Compartment German Auto Leases 5

### Monthly Investor Report

**BMW  
GROUP**



Rolls-Royce  
Motor Cars Limited

Reporting Date	Nov 11, 2020
Payment Date	Nov 20, 2020
Period No	14
Monthly Period	Oct, 2020
Interest Period from	Oct 20, 2020 to Nov 20, 2020 = 31 days

### 3. Counterparty History

Replacement Party to be added if applicable



Rolls-Royce  
Motor Cars Limited

Reporting Date	Nov 11, 2020
Payment Date	Nov 20, 2020
Period No	14
Monthly Period	Oct, 2020
Interest Period from	Oct 20, 2020 to Nov 20, 2020 = 31 days

**4. Overview Dates**

<b>Initial Cut-Off Date:</b>	Aug 31, 2019		
<b>Issue Date:</b>	Sept 23, 2019	<b>Legal Maturity Date:</b>	Sept 20, 2026
<b>Reporting Date:</b>	Nov 11, 2020		
<b>Investor Reporting Date:</b>	Nov 18, 2020		
<b>Interest Determination Date:</b>	Oct 16, 2020		
<b>Reporting Frequency:</b>	monthly		
<b>Monthly Period No.:</b>	14	<b>(since Issue Date)</b>	
<b>Payment Date:</b>	Nov 20, 2020		
<b>Next Payment Date:</b>	Dec 21, 2020		
<b>Monthly Period:</b>	Oct 01, 2020	<b>until</b>	Oct 31, 2020

## Compartment German Auto Leases 5

### Monthly Investor Report



Rolls-Royce  
Motor Cars Limited

Reporting Date	Nov 11, 2020
Payment Date	Nov 20, 2020
Period No	14
Monthly Period	Oct, 2020
Interest Period from	Oct 20, 2020 to Nov 20, 2020 = 31 days

### 5. Portfolio Information

	current period	prior period
<b>Outstanding receivables in EUR</b>	<b>Aggregate Discounted Lease Balance</b>	<b>Aggregate Discounted Lease Balance</b>
<b>Beginning of period in EUR</b>	472,689,794.55	508,622,423.23
Scheduled Principal payments in EUR	32,545,829.58	33,452,197.72
Repurchases* principal in EUR	1,745,891.03	2,206,853.99
Repurchases* number of contracts	1,374	1,343
<b>Total principal collections in EUR</b>	34,291,720.61	35,659,051.71
<b>Total interest collections in EUR</b>	1,562,009.41	1,677,443.39
<b>Unpaid Interest in EUR</b>	4,892.60	7,933.27
<b>Defaulted Amounts in EUR</b>	390,275.93	281,510.24
<b>Recoveries</b>	6,832.77	3,793.80
<b>End of Period in EUR</b>	438,012,690.61	472,689,794.55
<b>Current repurchase rate (annualised) in %</b>	4.34	5.08

Repurchases include all contracts repurchased due to early terminations or financial changes

## Compartment German Auto Leases 5

### Monthly Investor Report

**BMW  
GROUP**



Rolls-Royce  
Motor Cars Limited

Reporting Date	Nov 11, 2020
Payment Date	Nov 20, 2020
Period No	14
Monthly Period	Oct, 2020
Interest Period from	Oct 20, 2020 to Nov 20, 2020 = 31 days

### 6. Replenishment Fund / Reserves

Initial Aggregate Discounted Lease Balance 991,799,990.80

<b>Cash Reserve</b>	<b>in %</b>	<b>in EUR</b>
Outstanding cash reserve beginning of period		5,000,000.00
Interest on cash reserve - previous period		0.00
Required cash reserve		5,000,000.00
Outstanding cash reserve end of period		5,000,000.00





Rolls-Royce  
Motor Cars Limited

Reporting Date	Nov 11, 2020		
Payment Date	Nov 20, 2020		
Period No	14		
Monthly Period	Oct, 2020		
Interest Period from	Oct 20, 2020	to	Nov 20, 2020 = 31 days

**6. Replenishment Fund / Reserves (Cont')**

Additional Reserves Triggers*								
Reserves	Current ratio	Trigger	Required Rating BMW AG				Trigger Breach	
			Fitch	S&P	Moody's	DBRS		
Commingling Reserve	N/A	N/A	Long Term	BBB	N/A	Baa1	N/A	no
			Short Term	F2	N/A	P-2	N/A	no

Additional Reserves	in EUR
Outstanding Commingling Reserve end of period	0.00

\* Breach of this trigger in conjunction with any other event as set out in the Servicing Agreement and/or the Receivables Purchase Agreement will oblige BMW Bank GmbH to post additional cash collateral or change the sweep frequency (from the collections account to the issuer account) from monthly to daily.  
The Reserves will be adjusted on a monthly basis and shall be deposited in the Issuer Account and exclusively reserved to cover risks.



Rolls-Royce  
Motor Cars Limited

Reporting Date	Nov 11, 2020
Payment Date	Nov 20, 2020
Period No	14
Monthly Period	Oct, 2020
Interest Period from	Oct 20, 2020 to Nov 20, 2020 = 31 days

## 7. Performance Data

### Aggregate outstanding notes balance

Beginning of period in EUR	444,289,844.80
End of period in EUR	408,555,076.75

Ratios	in EUR	in %
<b>31- 60 days past due</b>		
31- 60 days past due period before previous period	649,586.62	0.13
31- 60 days past due previous period	433,598.35	0.09
31- 60 days past due current period	353,664.25	0.08
<b>61- 90 days past due</b>		
61- 90 days past due period before previous period	431,646.79	0.08
61- 90 days past due previous period	255,939.63	0.05
61- 90 days past due current period	291,865.33	0.07

Performance data	
Number of contracts being 31 - 60 days delinquent	60
Number of contracts being 61 - 90 days delinquent	38
Balance in EUR of contracts being 31 - 60 days delinquent	353,664.25
Balance in EUR of contracts being 61 - 90 days delinquent	291,865.33
Defaulted amounts in EUR	390,275.93
Cumulative defaulted amounts in EUR	2,368,781.04
Recoveries in EUR	6,832.77
Cumulative recoveries in EUR	41,602.82



Rolls-Royce  
Motor Cars Limited

Reporting Date	Nov 11, 2020
Payment Date	Nov 20, 2020
Period No	14
Monthly Period	Oct, 2020
Interest Period from	Oct 20, 2020 to Nov 20, 2020 = 31 days

### 8. Defaulted Amount & Recovery Amount

Collection Period		Number of Defaulted Agreements in Collection Period	Defaulted Amount in Collection Period	Aggregate Defaulted Amount Since Initial Cut-Off Date	Number of Tolerance Write-Off's*	Tolerance Write-Off Amount*	Aggregate Tolerance Write-Off Amount Since Initial Cut-Off Date *	Purchased Amount of New Receivables	Aggregate Amount of Purchased Receivables	Cumulative Default Ratio	Recovery	Recovery Total	Recovery Total (in %)
Aug - 19	1	0	n/a	n/a	n/a	n/a	n/a	991,799,990.80	991,799,990.80	n/a	n/a	n/a	n/a
Sept - 19	2	0	0.00	0.00	0	0.00	0.00	0.00	991,799,990.80	0.00%	0.00	0.00	0.00%
Oct - 19	3	0	0.00	0.00	0	0.00	0.00	0.00	991,799,990.80	0.00%	0.00	0.00	0.00%
Nov - 19	4	28	0.28	0.28	28	0.28	0.28	0.00	991,799,990.80	0.00%	0.00	0.00	0.00%
Dec - 19	5	19	22,917.65	22,917.93	14	0.14	0.42	0.00	991,799,990.80	0.00%	0.00	0.00	0.00%
Jan - 20	6	23	126,861.40	149,779.33	2	0.02	0.44	0.00	991,799,990.80	0.02%	0.00	0.00	0.00%
Feb - 20	7	40	92,506.11	242,285.44	24	121.22	121.66	0.00	991,799,990.80	0.02%	778.14	778.14	0.32%
Mar - 20	8	41	99,044.01	341,329.45	27	4.68	126.34	0.00	991,799,990.80	0.03%	4,224.55	5,002.69	1.47%
Apr - 20	9	58	240,334.14	581,663.59	13	22.28	148.62	0.00	991,799,990.80	0.06%	5,877.09	10,879.78	1.87%
May - 20	10	69	333,090.33	914,753.92	21	25.67	174.29	0.00	991,799,990.80	0.09%	0.00	10,879.78	1.19%
June - 20	11	42	223,444.82	1,138,198.74	18	23.81	198.10	0.00	991,799,990.80	0.11%	11,418.55	22,298.33	1.96%
July - 20	12	62	373,067.09	1,511,265.83	10	13.18	211.28	0.00	991,799,990.80	0.15%	3,979.61	26,277.94	1.74%
Aug - 20	13	58	185,729.04	1,696,994.87	9	8.63	219.91	0.00	991,799,990.80	0.17%	4,698.31	30,976.25	1.83%
Sept - 20	14	48	281,510.24	1,978,505.11	17	33.62	253.53	0.00	991,799,990.80	0.20%	3,793.80	34,770.05	1.76%
Oct - 20	15	80	390,275.93	2,368,781.04	16	31.74	285.27	0.00	991,799,990.80	0.24%	6,832.77	41,602.82	1.76%

\* tolerance write-off amount <=10 EUR

# Compartment German Auto Leases 5

## Monthly Investor Report



Rolls-Royce  
Motor Cars Limited

Reporting Date	Nov 11, 2020
Payment Date	Nov 20, 2020
Period No	14
Monthly Period	Oct, 2020
Interest Period from	Oct 20, 2020 to Nov 20, 2020 = 31 days

### 8a. Defaulted Amount & Recovery Amount - Lease Level Data\*

	Month / Year of Default	Month / Year of Lease Origination	Discounted Lease Balance (Initial)	Discounted Lease Balance at Default **	Recovery (Current Period)	Recovery Total	Discounted Lease Balance End of Period	Net Loss in %	Vehicle Type (New / Used)	Vehicle Class	Customer Type	Out of Deal (Month / Year)
1	Dec - 19	Feb - 18	3,983.44	4,271.51	0.00	704.48	3,567.03	89.55%	New	1 Series	Private Individual	
2	Dec - 19	Mar - 18	10,448.78	11,113.59	0.00	864.14	10,249.45	98.09%	New	5 Series	Commercial	
3	Dec - 19	Apr - 19	7,199.66	6,782.94	0.00	579.23	6,203.71	86.17%	New	3 Series	Private Individual	
4	Jan - 20	June - 17	5,199.56	5,249.65	0.00	0.00	5,249.65	100.96%	New	5 Series	Commercial	
5	Jan - 20	July - 17	6,677.25	6,075.34	0.00	0.00	6,075.34	90.99%	New	5 Series	Commercial	
6	Jan - 20	Mar - 18	3,589.50	3,433.33	0.00	0.00	3,433.33	95.65%	New	MINI Hatch	Commercial	
7	Jan - 20	Apr - 18	14,878.65	13,426.27	0.00	0.00	13,426.27	90.24%	New	5 Series	Commercial	
8	Jan - 20	May - 18	2,621.31	1,653.60	0.00	-86.00	1,739.60	66.36%	New	2 Series	Private Individual	
9	Jan - 20	Aug - 18	6,425.68	5,940.16	0.00	0.00	5,940.16	92.44%	New	MINI Hatch	Commercial	
10	Jan - 20	Aug - 18	10,546.77	10,672.42	0.00	0.00	10,672.42	101.19%	New	7 Series	Commercial	
11	Jan - 20	Jan - 19	14,877.00	13,923.08	0.00	850.53	13,072.55	87.87%	New	X6 Series	Commercial	
12	Jan - 20	June - 19	8,381.74	8,287.71	0.00	1,231.68	7,056.03	84.18%	New	X1 Series	Private Individual	
13	Jan - 20	June - 19	20,933.51	20,521.63	0.00	983.20	19,538.43	93.34%	New	7 Series	Commercial	
14	Jan - 20	June - 19	35,082.37	34,696.38	0.00	1,264.13	33,432.25	95.30%	New	4 Series	Commercial	
15	Feb - 20	July - 17	5,302.38	3,733.34	0.00	0.00	3,733.34	70.41%	New	3 Series	Commercial	
16	Feb - 20	Aug - 17	6,595.05	3,103.06	0.00	0.00	3,103.06	47.05%	Used	7 Series	Commercial	
17	Feb - 20	Sept - 17	2,727.48	2,762.22	0.00	634.31	2,127.91	78.02%	New	2 Series	Private Individual	
18	Feb - 20	Nov - 17	4,809.65	4,516.46	0.00	0.00	4,516.46	93.90%	New	X3 Series	Commercial	
19	Feb - 20	Dec - 17	4,912.67	3,947.66	0.00	59.20	3,888.46	79.15%	New	X1 Series	Private Individual	
20	Feb - 20	Feb - 18	5,367.23	5,121.29	0.00	664.04	4,457.25	83.05%	New	4 Series	Commercial	
21	Feb - 20	Apr - 18	3,657.64	3,509.66	0.00	0.00	3,509.66	95.95%	New	MINI Hatch	Commercial	
22	Feb - 20	June - 18	9,578.28	7,863.94	0.00	157.03	7,706.91	80.46%	New	1 Series	Private Individual	
23	Feb - 20	July - 18	5,878.46	5,127.06	0.00	542.55	4,584.51	77.99%	New	2 Series	Commercial	
24	Feb - 20	Aug - 18	19,258.51	16,958.59	0.00	597.43	16,361.16	84.96%	New	5 Series	Commercial	
25	Feb - 20	Aug - 18	8,796.02	8,535.61	0.00	0.00	8,535.61	97.04%	New	2 Series	Commercial	
26	Feb - 20	Mar - 19	21,501.83	19,583.71	0.00	926.78	18,656.93	86.77%	New	3 Series	Commercial	
27	Feb - 20	Mar - 19	7,267.25	6,624.57	0.00	907.05	5,717.52	78.68%	New	X1 Series	Private Individual	
28	Mar - 20	May - 17	2,403.09	1,498.85	0.00	0.00	1,498.85	62.37%	New	MINI Clubman	Commercial	
29	Mar - 20	Dec - 17	4,577.50	3,680.80	0.00	0.00	3,680.80	80.41%	New	X3 Series	Commercial	
30	Mar - 20	June - 18	4,023.43	3,495.59	0.00	0.00	3,495.59	86.88%	New	MINI Hatch	Commercial	
31	Mar - 20	Jan - 19	8,660.30	8,185.30	0.00	0.00	8,185.30	94.52%	New	MINI Hatch	Commercial	

# Compartment German Auto Leases 5

## Monthly Investor Report



Rolls-Royce  
Motor Cars Limited

Reporting Date	Nov 11, 2020
Payment Date	Nov 20, 2020
Period No	14
Monthly Period	Oct, 2020
Interest Period from	Oct 20, 2020 to Nov 20, 2020 = 31 days

### 8a. Defaulted Amount & Recovery Amount - Lease Level Data\*

	Month / Year of Default	Month / Year of Lease Origination	Discounted Lease Balance (Initial)	Discounted Lease Balance at Default **	Recovery (Current Period)	Recovery Total	Discounted Lease Balance End of Period	Net Loss in %	Vehicle Type (New / Used)	Vehicle Class	Customer Type	Out of Deal (Month / Year)
32	Mar - 20	Apr - 19	10,739.73	9,459.34	0.00	0.00	9,459.34	88.08%	New	2 Series	Commercial	
33	Mar - 20	Apr - 19	19,839.54	18,822.80	0.00	0.00	18,822.80	94.88%	New	5 Series	Commercial	
34	Mar - 20	Apr - 19	25,038.19	23,793.25	0.00	0.00	23,793.25	95.03%	New	5 Series	Commercial	
35	Mar - 20	May - 19	9,527.07	8,755.25	0.00	0.00	8,755.25	91.90%	New	3 Series	Commercial	
36	Mar - 20	July - 19	19,468.31	19,198.42	0.00	680.80	18,517.62	95.12%	New	X6 Series	Commercial	
37	Apr - 20	July - 17	6,281.36	5,743.14	0.00	0.00	5,743.14	91.43%	New	5 Series	Commercial	
38	Apr - 20	Aug - 17	4,106.60	3,014.85	0.00	0.00	3,014.85	73.41%	New	X1 Series	Commercial	
39	Apr - 20	Nov - 17	9,343.81	5,792.26	0.00	319.62	5,472.64	58.57%	New	7 Series	Commercial	
40	Apr - 20	Mar - 18	4,079.79	3,221.55	0.00	308.88	2,912.67	71.39%	New	2 Series	Commercial	
41	Apr - 20	Apr - 18	9,787.90	8,017.28	0.00	667.23	7,350.05	75.09%	New	6 Series	Commercial	
42	Apr - 20	Aug - 18	13,705.83	11,495.35	0.00	0.00	11,495.35	83.87%	New	X3 Series	Commercial	
43	Apr - 20	Sept - 18	16,166.84	15,377.72	0.00	0.00	15,377.72	95.12%	New	X4 Series	Commercial	
44	Apr - 20	Oct - 18	4,805.17	4,095.50	0.00	0.00	4,095.50	85.23%	New	MINI Hatch	Private Individual	
45	Apr - 20	Jan - 19	6,315.93	5,246.75	0.00	-151.94	5,398.69	85.48%	New	1 Series	Private Individual	
46	Apr - 20	Feb - 19	20,818.95	18,528.11	0.00	1,429.57	17,098.54	82.13%	New	X3 Series	Commercial	
47	Apr - 20	Feb - 19	8,877.54	6,652.87	0.00	-1,195.62	7,848.49	88.41%	New	5 Series	Commercial	
48	Apr - 20	Mar - 19	14,523.77	14,461.39	0.00	0.00	14,461.39	99.57%	New	1 Series	Commercial	
49	Apr - 20	Apr - 19	13,485.09	11,925.94	0.00	0.00	11,925.94	88.44%	New	X3 Series	Commercial	
50	Apr - 20	May - 19	8,679.97	8,024.19	0.00	0.00	8,024.19	92.44%	New	1 Series	Commercial	
51	Apr - 20	June - 19	10,755.00	9,941.43	0.00	0.00	9,941.43	92.44%	New	1 Series	Commercial	
52	Apr - 20	June - 19	23,947.32	21,373.91	0.00	0.00	21,373.91	89.25%	New	X5 Series	Commercial	
53	Apr - 20	June - 19	28,534.95	23,720.71	0.00	0.00	23,720.71	83.13%	New	X5 Series	Commercial	
54	Apr - 20	July - 19	29,597.24	29,285.53	0.00	0.00	29,285.53	98.95%	New	X5 Series	Commercial	
55	Apr - 20	July - 19	13,855.71	12,404.17	0.00	0.00	12,404.17	89.52%	New	MINI Clubman	Commercial	
56	Apr - 20	July - 19	10,461.57	10,351.72	0.00	0.00	10,351.72	98.95%	New	3 Series	Commercial	
57	Apr - 20	July - 19	9,120.20	7,867.89	0.00	0.00	7,867.89	86.27%	New	X1 Series	Commercial	
58	May - 20	June - 17	2,877.31	1,054.97	0.00	0.00	1,054.97	36.67%	New	1 Series	Commercial	
59	May - 20	Aug - 17	1,967.23	1,464.39	0.00	181.94	1,282.45	65.19%	New	MINI Hatch	Commercial	
60	May - 20	Sept - 17	9,148.31	8,492.85	0.00	0.00	8,492.85	92.84%	New	7 Series	Commercial	
61	May - 20	Oct - 17	4,282.82	2,999.40	0.00	0.00	2,999.40	70.03%	New	1 Series	Commercial	
62	May - 20	Nov - 17	3,399.27	2,458.99	0.00	2,010.08	448.91	13.21%	New	2 Series	Private Individual	

# Compartment German Auto Leases 5

## Monthly Investor Report



Rolls-Royce  
Motor Cars Limited

Reporting Date	Nov 11, 2020
Payment Date	Nov 20, 2020
Period No	14
Monthly Period	Oct, 2020
Interest Period from	Oct 20, 2020 to Nov 20, 2020 = 31 days

### 8a. Defaulted Amount & Recovery Amount - Lease Level Data\*

	Month / Year of Default	Month / Year of Lease Origination	Discounted Lease Balance (Initial)	Discounted Lease Balance at Default **	Recovery (Current Period)	Recovery Total	Discounted Lease Balance End of Period	Net Loss in %	Vehicle Type (New / Used)	Vehicle Class	Customer Type	Out of Deal (Month / Year)
63	May - 20	Nov - 17	7,071.38	5,632.47	0.00	0.00	5,632.47	79.65%	New	3 Series	Commercial	
64	May - 20	Nov - 17	7,815.75	6,888.16	0.00	0.00	6,888.16	88.13%	Used	5 Series	Commercial	
65	May - 20	Apr - 18	3,588.34	2,683.66	0.00	212.27	2,471.39	68.87%	New	2 Series	Commercial	
66	May - 20	Apr - 18	4,508.03	3,356.23	0.00	401.70	2,954.53	65.54%	New	X1 Series	Commercial	
67	May - 20	Apr - 18	18,423.71	12,918.09	0.00	0.00	12,918.09	70.12%	New	5 Series	Commercial	
68	May - 20	Apr - 18	7,064.84	4,577.58	0.00	0.00	4,577.58	64.79%	New	5 Series	Commercial	
69	May - 20	May - 18	5,754.35	5,231.68	0.00	0.00	5,231.68	90.92%	Used	MINI Roadster	Private Individual	
70	May - 20	May - 18	9,327.30	8,114.68	0.00	0.00	8,114.68	87.00%	New	3 Series	Commercial	
71	May - 20	July - 18	6,791.99	5,333.61	0.00	0.00	5,333.61	78.53%	New	2 Series	Commercial	
72	May - 20	July - 18	6,182.10	5,187.24	0.00	0.00	5,187.24	83.91%	New	1 Series	Commercial	
73	May - 20	Aug - 18	13,092.72	10,447.97	0.00	0.00	10,447.97	79.80%	New	7 Series	Commercial	
74	May - 20	Aug - 18	5,256.57	3,473.65	0.00	333.71	3,139.94	59.73%	New	1 Series	Private Individual	
75	May - 20	Aug - 18	6,121.61	5,711.77	0.00	0.00	5,711.77	93.31%	New	MINI Hatch	Private Individual	
76	May - 20	Sept - 18	25,292.59	22,612.30	0.00	0.00	22,612.30	89.40%	New	5 Series	Commercial	
77	May - 20	Sept - 18	10,341.16	8,384.75	0.00	0.00	8,384.75	81.08%	New	MINI Hatch	Commercial	
78	May - 20	Oct - 18	4,501.92	4,222.93	0.00	517.96	3,704.97	82.30%	New	MINI Clubman	Private Individual	
79	May - 20	Nov - 18	3,987.35	3,437.11	0.00	402.09	3,035.02	76.12%	New	3 Series	Commercial	
80	May - 20	Nov - 18	3,987.35	3,437.11	0.00	389.96	3,047.15	76.42%	New	3 Series	Commercial	
81	May - 20	Dec - 18	4,113.44	3,571.37	0.00	402.68	3,168.69	77.03%	New	3 Series	Commercial	
82	May - 20	Dec - 18	29,188.40	26,523.17	4,440.00	12,210.00	14,313.17	49.04%	New	X5 Series	Private Individual	
83	May - 20	Jan - 19	11,550.99	10,909.08	0.00	0.00	10,909.08	94.44%	New	X2 Series	Commercial	
84	May - 20	Jan - 19	12,081.24	11,409.10	0.00	0.00	11,409.10	94.44%	New	X2 Series	Commercial	
85	May - 20	Feb - 19	6,714.06	6,368.83	0.00	0.00	6,368.83	94.86%	New	MINI Hatch	Private Individual	
86	May - 20	Feb - 19	5,841.14	3,514.68	0.00	190.84	3,323.84	56.90%	New	5 Series	Commercial	
87	May - 20	Feb - 19	15,680.17	12,127.39	0.00	284.85	11,842.54	75.53%	New	X3 Series	Commercial	
88	May - 20	May - 19	12,752.92	11,813.29	0.00	0.00	11,813.29	92.63%	New	2 Series	Commercial	
89	May - 20	May - 19	30,502.90	27,708.88	0.00	0.00	27,708.88	90.84%	Used	X5 Series	Commercial	
90	May - 20	May - 19	12,331.47	10,605.56	0.00	479.02	10,126.54	82.12%	New	5 Series	Commercial	
91	May - 20	June - 19	12,440.55	10,366.70	0.00	0.00	10,366.70	83.33%	New	MINI Hatch	Commercial	
92	May - 20	July - 19	14,248.89	12,337.47	0.00	0.00	12,337.47	86.59%	New	2 Series	Commercial	
93	May - 20	July - 19	11,394.17	9,865.70	0.00	0.00	9,865.70	86.59%	New	3 Series	Commercial	

# Compartment German Auto Leases 5

## Monthly Investor Report



Rolls-Royce  
Motor Cars Limited

Reporting Date	Nov 11, 2020
Payment Date	Nov 20, 2020
Period No	14
Monthly Period	Oct, 2020
Interest Period from	Oct 20, 2020 to Nov 20, 2020 = 31 days

### 8a. Defaulted Amount & Recovery Amount - Lease Level Data\*

	Month / Year of Default	Month / Year of Lease Origination	Discounted Lease Balance (Initial)	Discounted Lease Balance at Default **	Recovery (Current Period)	Recovery Total	Discounted Lease Balance End of Period	Net Loss in %	Vehicle Type (New / Used)	Vehicle Class	Customer Type	Out of Deal (Month / Year)
94	May - 20	July - 19	25,071.76	22,503.47	0.00	0.00	22,503.47	89.76%	New	7 Series	Commercial	
95	June - 20	June - 17	2,353.62	1,902.64	0.00	0.00	1,902.64	80.84%	New	1 Series	Commercial	
96	June - 20	Apr - 18	2,944.03	1,812.96	0.00	0.00	1,812.96	61.58%	New	1 Series	Commercial	
97	June - 20	June - 18	11,645.16	7,425.01	0.00	258.47	7,166.54	61.54%	New	MINI Hatch	Commercial	
98	June - 20	June - 18	4,216.19	3,113.05	0.00	253.45	2,859.60	67.82%	New	2 Series	Commercial	
99	June - 20	July - 18	13,822.26	14,142.29	0.00	2,007.91	12,134.38	87.79%	New	5 Series	Commercial	
100	June - 20	Sept - 18	5,222.58	4,651.48	0.00	502.67	4,148.81	79.44%	New	3 Series	Private Individual	
101	June - 20	Sept - 18	11,934.49	8,689.92	0.00	0.00	8,689.92	72.81%	New	i3 Series	Commercial	
102	June - 20	Sept - 18	4,314.07	3,504.69	0.00	0.00	3,504.69	81.24%	New	1 Series	Commercial	
103	June - 20	Nov - 18	40,415.47	35,119.11	0.00	0.00	35,119.11	86.90%	New	8 Series	Commercial	
104	June - 20	Jan - 19	6,489.65	4,574.94	0.00	0.00	4,574.94	70.50%	Used	4 Series	Commercial	
105	June - 20	Jan - 19	15,301.61	13,980.36	0.00	0.00	13,980.36	91.37%	New	X4 Series	Commercial	
106	June - 20	Jan - 19	13,798.56	10,562.28	0.00	0.00	10,562.28	76.55%	New	5 Series	Commercial	
107	June - 20	Jan - 19	24,367.03	22,282.08	0.00	0.00	22,282.08	91.44%	New	X5 Series	Commercial	
108	June - 20	Mar - 19	39,726.47	32,596.22	0.00	0.00	32,596.22	82.05%	New	5 Series	Commercial	
109	June - 20	Apr - 19	5,280.30	5,239.30	0.00	0.00	5,239.30	99.22%	New	X1 Series	Private Individual	
110	June - 20	Apr - 19	13,092.36	10,364.75	0.00	0.00	10,364.75	79.17%	New	3 Series	Commercial	
111	June - 20	May - 19	23,225.49	19,223.57	0.00	861.71	18,361.86	79.06%	New	3 Series	Private Individual	
112	June - 20	May - 19	26,483.76	20,905.18	0.00	637.82	20,267.36	76.53%	New	2 Series	Private Individual	
113	July - 20	Aug - 17	3,377.32	1,415.18	0.00	0.00	1,415.18	41.90%	New	MINI Clubman	Commercial	
114	July - 20	Sept - 17	7,061.98	2,910.85	0.00	0.00	2,910.85	41.22%	New	3 Series	Commercial	
115	July - 20	Nov - 17	2,715.75	1,218.93	0.00	0.00	1,218.93	44.88%	New	MINI Clubman	Commercial	
116	July - 20	Nov - 17	2,715.75	1,218.93	0.00	0.00	1,218.93	44.88%	New	MINI Clubman	Commercial	
117	July - 20	Dec - 17	4,709.03	2,191.99	0.00	114.14	2,077.85	44.12%	New	X1 Series	Private Individual	
118	July - 20	Dec - 17	3,958.18	1,370.85	0.00	-139.32	1,510.17	38.15%	New	2 Series	Private Individual	
119	July - 20	Dec - 17	9,482.98	5,903.13	0.00	0.00	5,903.13	62.25%	New	4 Series	Commercial	
120	July - 20	Dec - 17	2,920.53	876.94	192.44	577.32	299.62	10.26%	New	1 Series	Private Individual	
121	July - 20	Dec - 17	5,582.00	4,220.51	0.00	0.00	4,220.51	75.61%	New	3 Series	Commercial	
122	July - 20	Jan - 18	10,570.48	7,244.23	0.00	0.00	7,244.23	68.53%	New	X6 Series	Commercial	
123	July - 20	May - 18	8,171.88	5,447.81	0.00	548.97	4,898.84	59.95%	New	5 Series	Commercial	
124	July - 20	May - 18	1,462.58	1,135.32	0.00	388.20	747.12	51.08%	New	1 Series	Private Individual	

# Compartment German Auto Leases 5

## Monthly Investor Report



Rolls-Royce  
Motor Cars Limited

Reporting Date	Nov 11, 2020
Payment Date	Nov 20, 2020
Period No	14
Monthly Period	Oct, 2020
Interest Period from	Oct 20, 2020 to Nov 20, 2020 = 31 days

### 8a. Defaulted Amount & Recovery Amount - Lease Level Data\*

	Month / Year of Default	Month / Year of Lease Origination	Discounted Lease Balance (Initial)	Discounted Lease Balance at Default **	Recovery (Current Period)	Recovery Total	Discounted Lease Balance End of Period	Net Loss in %	Vehicle Type (New / Used)	Vehicle Class	Customer Type	Out of Deal (Month / Year)
125	July - 20	Oct - 18	11,160.63	8,295.26	0.00	0.00	8,295.26	74.33%	New	5 Series	Commercial	
126	July - 20	Nov - 18	35,034.84	30,744.16	0.00	0.00	30,744.16	87.75%	New	X5 Series	Commercial	
127	July - 20	Nov - 18	9,994.32	7,805.01	0.00	0.00	7,805.01	78.09%	New	5 Series	Commercial	
128	July - 20	Nov - 18	11,050.86	6,902.17	0.00	0.00	6,902.17	62.46%	New	X3 Series	Private Individual	
129	July - 20	Nov - 18	6,292.68	5,230.58	0.00	0.00	5,230.58	83.12%	New	X2 Series	Commercial	
130	July - 20	Dec - 18	28,754.04	22,727.01	0.00	0.00	22,727.01	79.04%	New	X5 Series	Commercial	
131	July - 20	Dec - 18	14,188.26	7,327.09	0.00	0.00	7,327.09	51.64%	New	5 Series	Commercial	
132	July - 20	Dec - 18	22,953.03	15,673.70	0.00	0.00	15,673.70	68.29%	New	5 Series	Commercial	
133	July - 20	Jan - 19	14,705.99	12,378.59	0.00	0.00	12,378.59	84.17%	New	X3 Series	Commercial	
134	July - 20	Feb - 19	21,193.44	18,939.52	0.00	0.00	18,939.52	89.37%	New	X3 Series	Commercial	
135	July - 20	Mar - 19	5,817.61	4,358.15	0.00	0.00	4,358.15	74.91%	New	MINI Hatch	Commercial	
136	July - 20	Mar - 19	5,624.10	4,244.48	0.00	0.00	4,244.48	75.47%	New	MINI Clubman	Commercial	
137	July - 20	Apr - 19	8,173.79	6,742.03	0.00	0.00	6,742.03	82.48%	New	MINI Hatch	Commercial	
138	July - 20	Apr - 19	29,645.86	25,491.40	0.00	0.00	25,491.40	85.99%	New	X5 Series	Commercial	
139	July - 20	Apr - 19	5,990.38	4,954.91	0.00	0.00	4,954.91	82.71%	New	MINI Hatch	Private Individual	
140	July - 20	Apr - 19	17,613.38	14,613.54	0.00	0.00	14,613.54	82.97%	New	1 Series	Commercial	
141	July - 20	Apr - 19	15,077.08	12,006.68	0.00	0.00	12,006.68	79.64%	New	3 Series	Commercial	
142	July - 20	May - 19	45,739.98	35,058.90	0.00	0.00	35,058.90	76.65%	New	7 Series	Commercial	
143	July - 20	May - 19	19,215.08	15,171.32	0.00	0.00	15,171.32	78.96%	New	3 Series	Commercial	
144	July - 20	May - 19	17,859.28	12,998.26	0.00	0.00	12,998.26	72.78%	New	3 Series	Commercial	
145	July - 20	May - 19	29,956.86	26,435.15	0.00	0.00	26,435.15	88.24%	New	5 Series	Commercial	
146	July - 20	June - 19	25,372.04	20,434.71	0.00	0.00	20,434.71	80.54%	New	X3 Series	Commercial	
147	July - 20	June - 19	13,275.00	11,078.52	0.00	0.00	11,078.52	83.45%	New	4 Series	Commercial	
148	Aug - 20	Aug - 17	7,431.56	3,545.75	0.00	0.00	3,545.75	47.71%	New	7 Series	Commercial	
149	Aug - 20	Nov - 17	3,313.20	1,754.88	0.00	0.00	1,754.88	52.97%	New	1 Series	Private Individual	
150	Aug - 20	Dec - 17	4,979.69	1,263.24	349.24	698.48	564.76	11.34%	New	4 Series	Commercial	
151	Aug - 20	Dec - 17	1,444.13	673.46	0.00	0.00	673.46	46.63%	New	2 Series	Commercial	
152	Aug - 20	Dec - 17	12,083.29	5,740.02	0.00	0.00	5,740.02	47.50%	New	5 Series	Commercial	
153	Aug - 20	Apr - 18	4,589.36	1,964.77	250.53	501.06	1,463.71	31.89%	New	2 Series	Commercial	
154	Aug - 20	July - 18	12,482.81	6,518.37	576.79	1,153.58	5,364.79	42.98%	New	X3 Series	Commercial	
155	Aug - 20	Oct - 18	15,112.19	10,477.61	0.00	0.00	10,477.61	69.33%	New	5 Series	Commercial	



# Compartment German Auto Leases 5

## Monthly Investor Report



Rolls-Royce  
Motor Cars Limited

Reporting Date	Nov 11, 2020
Payment Date	Nov 20, 2020
Period No	14
Monthly Period	Oct, 2020
Interest Period from	Oct 20, 2020 to Nov 20, 2020 = 31 days

### 8a. Defaulted Amount & Recovery Amount - Lease Level Data\*

	Month / Year of Default	Month / Year of Lease Origination	Discounted Lease Balance (Initial)	Discounted Lease Balance at Default **	Recovery (Current Period)	Recovery Total	Discounted Lease Balance End of Period	Net Loss in %	Vehicle Type (New / Used)	Vehicle Class	Customer Type	Out of Deal (Month / Year)
156	Aug - 20	Oct - 18	10,027.20	6,574.28	0.00	0.00	6,574.28	65.56%	New	5 Series	Private Individual	
157	Aug - 20	Oct - 18	11,134.22	6,481.06	455.05	910.10	5,570.96	50.03%	New	X1 Series	Commercial	
158	Aug - 20	Nov - 18	21,992.57	16,430.09	0.00	0.00	16,430.09	74.71%	New	X3 Series	Commercial	
159	Aug - 20	Nov - 18	8,033.58	6,634.73	0.00	0.00	6,634.73	82.59%	New	2 Series	Commercial	
160	Aug - 20	Dec - 18	11,273.38	6,749.85	0.00	0.00	6,749.85	59.87%	New	X2 Series	Private Individual	
161	Aug - 20	Dec - 18	9,274.36	5,963.39	0.00	0.00	5,963.39	64.30%	New	3 Series	Commercial	
162	Aug - 20	Dec - 18	6,485.59	4,692.05	0.00	0.00	4,692.05	72.35%	New	1 Series	Private Individual	
163	Aug - 20	Jan - 19	11,208.28	5,803.84	0.00	0.00	5,803.84	51.78%	New	X3 Series	Commercial	
164	Aug - 20	Jan - 19	18,040.47	13,148.58	0.00	0.00	13,148.58	72.88%	New	2 Series	Commercial	
165	Aug - 20	Feb - 19	13,893.65	9,733.02	0.00	0.00	9,733.02	70.05%	New	3 Series	Commercial	
166	Aug - 20	Feb - 19	4,957.81	3,616.47	0.00	0.00	3,616.47	72.94%	New	3 Series	Commercial	
167	Aug - 20	Mar - 19	7,657.04	5,242.57	0.00	0.00	5,242.57	68.47%	New	MINI Hatch	Commercial	
168	Aug - 20	Mar - 19	1,836.65	794.88	0.00	109.23	685.65	37.33%	New	1 Series	Private Individual	
169	Aug - 20	Apr - 19	9,676.99	7,310.20	0.00	0.00	7,310.20	75.54%	New	3 Series	Commercial	
170	Aug - 20	Apr - 19	17,395.48	14,964.86	0.00	0.00	14,964.86	86.03%	New	7 Series	Commercial	
171	Aug - 20	June - 19	16,781.93	12,556.26	401.67	803.34	11,752.92	70.03%	New	X4 Series	Commercial	
172	Aug - 20	July - 19	5,342.13	3,837.48	0.00	293.22	3,544.26	66.35%	New	3 Series	Private Individual	
173	Aug - 20	July - 19	5,064.01	4,426.14	0.00	0.00	4,426.14	87.40%	New	MINI Clubman	Commercial	
174	Sept - 20	Sept - 17	2,525.56	1,096.66	0.00	0.00	1,096.66	43.42%	New	1 Series	Commercial	
175	Sept - 20	Oct - 17	12,202.51	7,489.87	0.00	0.00	7,489.87	61.38%	New	4 Series	Commercial	
176	Sept - 20	Dec - 17	3,578.26	1,482.52	0.00	0.00	1,482.52	41.43%	New	MINI Hatch	Private Individual	
177	Sept - 20	Dec - 17	7,391.24	4,188.65	0.00	0.00	4,188.65	56.67%	New	3 Series	Commercial	
178	Sept - 20	Jan - 18	2,640.71	1,839.32	0.00	0.00	1,839.32	69.65%	New	MINI Clubman	Private Individual	
179	Sept - 20	Mar - 18	6,958.46	4,862.61	0.00	0.00	4,862.61	69.88%	New	X4 Series	Commercial	
180	Sept - 20	June - 18	8,147.57	3,899.40	0.00	0.00	3,899.40	47.86%	New	X1 Series	Commercial	
181	Sept - 20	Sept - 18	11,062.26	6,631.63	0.00	0.00	6,631.63	59.95%	New	4 Series	Commercial	
182	Sept - 20	Sept - 18	8,185.81	6,095.12	0.00	0.00	6,095.12	74.46%	New	5 Series	Private Individual	
183	Sept - 20	Oct - 18	10,405.89	8,103.48	0.00	0.00	8,103.48	77.87%	New	MINI Hatch	Commercial	
184	Sept - 20	Nov - 18	14,541.57	9,195.61	0.00	0.00	9,195.61	63.24%	New	5 Series	Commercial	
185	Sept - 20	Nov - 18	5,784.99	4,145.97	0.00	0.00	4,145.97	71.67%	New	2 Series	Commercial	
186	Sept - 20	Jan - 19	20,383.51	17,248.31	0.00	0.00	17,248.31	84.62%	Used	X6 Series	Commercial	

# Compartment German Auto Leases 5

## Monthly Investor Report



Rolls-Royce  
Motor Cars Limited

Reporting Date	Nov 11, 2020
Payment Date	Nov 20, 2020
Period No	14
Monthly Period	Oct, 2020
Interest Period from	Oct 20, 2020 to Nov 20, 2020 = 31 days

### 8a. Defaulted Amount & Recovery Amount - Lease Level Data\*

	Month / Year of Default	Month / Year of Lease Origination	Discounted Lease Balance (Initial)	Discounted Lease Balance at Default **	Recovery (Current Period)	Recovery Total	Discounted Lease Balance End of Period	Net Loss in %	Vehicle Type (New / Used)	Vehicle Class	Customer Type	Out of Deal (Month / Year)
187	Sept - 20	Jan - 19	9,227.83	5,420.77	167.05	167.05	5,253.72	56.93%	New	4 Series	Commercial	
188	Sept - 20	Mar - 19	20,250.39	13,777.26	0.00	0.00	13,777.26	68.03%	New	3 Series	Commercial	
189	Sept - 20	Mar - 19	32,404.06	26,672.28	0.00	0.00	26,672.28	82.31%	New	5 Series	Commercial	
190	Sept - 20	Mar - 19	21,669.63	18,589.56	0.00	0.00	18,589.56	85.79%	New	X3 Series	Private Individual	
191	Sept - 20	Mar - 19	28,840.96	23,791.63	0.00	0.00	23,791.63	82.49%	New	X5 Series	Commercial	
192	Sept - 20	Apr - 19	12,036.22	5,567.83	0.00	0.00	5,567.83	46.26%	Used	Z4 Series	Commercial	
193	Sept - 20	May - 19	17,974.86	14,387.77	0.00	0.00	14,387.77	80.04%	New	5 Series	Commercial	
194	Sept - 20	May - 19	16,857.52	13,654.83	0.00	0.00	13,654.83	81.00%	New	5 Series	Commercial	
195	Sept - 20	May - 19	30,809.22	23,932.90	0.00	0.00	23,932.90	77.68%	New	5 Series	Commercial	
196	Sept - 20	June - 19	9,881.74	8,264.74	0.00	0.00	8,264.74	83.64%	New	MINI Clubman	Private Individual	
197	Sept - 20	June - 19	22,540.24	17,595.52	0.00	0.00	17,595.52	78.06%	New	X3 Series	Commercial	
198	Sept - 20	June - 19	25,283.44	20,253.58	0.00	0.00	20,253.58	80.11%	New	2 Series	Commercial	
199	Sept - 20	June - 19	10,571.03	7,572.00	0.00	0.00	7,572.00	71.63%	New	MINI Hatch	Commercial	
200	Oct - 20	Dec - 17	9,767.52	5,968.24	0.00	0.00	5,968.24	61.10%	New	X5 Series	Commercial	
201	Oct - 20	Dec - 17	4,031.01	2,019.13	0.00	0.00	2,019.13	50.09%	New	X1 Series	Commercial	
202	Oct - 20	Jan - 18	4,677.81	1,776.37	0.00	0.00	1,776.37	37.97%	New	3 Series	Commercial	
203	Oct - 20	Jan - 18	18,169.50	5,554.64	0.00	0.00	5,554.64	30.57%	New	X6 Series	Private Individual	
204	Oct - 20	Feb - 18	3,532.62	1,004.42	0.00	0.00	1,004.42	28.43%	New	MINI Hatch	Private Individual	
205	Oct - 20	Feb - 18	4,651.17	2,570.74	0.00	0.00	2,570.74	55.27%	New	1 Series	Commercial	
206	Oct - 20	Mar - 18	8,032.98	4,168.89	0.00	0.00	4,168.89	51.90%	Used	5 Series	Commercial	
207	Oct - 20	Mar - 18	13,969.81	6,518.77	0.00	0.00	6,518.77	46.66%	New	X6 Series	Commercial	
208	Oct - 20	Apr - 18	16,970.86	11,042.15	0.00	0.00	11,042.15	65.07%	Used	X4 Series	Commercial	
209	Oct - 20	Apr - 18	5,601.20	3,712.84	0.00	0.00	3,712.84	66.29%	New	5 Series	Commercial	
210	Oct - 20	May - 18	8,655.48	6,287.69	0.00	0.00	6,287.69	72.64%	New	5 Series	Commercial	
211	Oct - 20	May - 18	5,023.93	2,423.95	0.00	0.00	2,423.95	48.25%	New	MINI Hatch	Commercial	
212	Oct - 20	June - 18	3,789.19	2,066.14	0.00	0.00	2,066.14	54.53%	New	1 Series	Commercial	
213	Oct - 20	June - 18	11,555.80	6,352.65	0.00	0.00	6,352.65	54.97%	New	X3 Series	Commercial	
214	Oct - 20	July - 18	12,352.56	8,705.77	0.00	0.00	8,705.77	70.48%	New	5 Series	Commercial	
215	Oct - 20	July - 18	7,534.90	4,972.90	0.00	0.00	4,972.90	66.00%	New	X2 Series	Commercial	
216	Oct - 20	Oct - 18	13,393.94	10,456.63	0.00	0.00	10,456.63	78.07%	New	3 Series	Commercial	
217	Oct - 20	Nov - 18	11,998.77	8,047.40	0.00	0.00	8,047.40	67.07%	New	MINI Hatch	Commercial	

# Compartment German Auto Leases 5

## Monthly Investor Report



Rolls-Royce  
Motor Cars Limited

Reporting Date	Nov 11, 2020
Payment Date	Nov 20, 2020
Period No	14
Monthly Period	Oct, 2020
Interest Period from	Oct 20, 2020 to Nov 20, 2020 = 31 days

### 8a. Defaulted Amount & Recovery Amount - Lease Level Data\*

	Month / Year of Default	Month / Year of Lease Origination	Discounted Lease Balance (Initial)	Discounted Lease Balance at Default **	Recovery (Current Period)	Recovery Total	Discounted Lease Balance End of Period	Net Loss in %	Vehicle Type (New / Used)	Vehicle Class	Customer Type	Out of Deal (Month / Year)
218	Oct - 20	Nov - 18	19,867.72	14,122.32	0.00	0.00	14,122.32	71.08%	New	X4 Series	Commercial	
219	Oct - 20	Nov - 18	8,408.67	5,335.94	0.00	0.00	5,335.94	63.46%	New	2 Series	Private Individual	
220	Oct - 20	Nov - 18	5,380.35	3,637.68	0.00	0.00	3,637.68	67.61%	New	MINI Hatch	Commercial	
221	Oct - 20	Nov - 18	11,622.79	9,413.11	0.00	0.00	9,413.11	80.99%	New	5 Series	Commercial	
222	Oct - 20	Dec - 18	6,883.00	3,532.16	0.00	0.00	3,532.16	51.32%	New	X1 Series	Private Individual	
223	Oct - 20	Dec - 18	13,043.99	9,480.02	0.00	0.00	9,480.02	72.68%	New	5 Series	Commercial	
224	Oct - 20	Jan - 19	11,947.19	9,204.16	0.00	0.00	9,204.16	77.04%	New	X2 Series	Commercial	
225	Oct - 20	Jan - 19	4,656.51	3,577.12	0.00	0.00	3,577.12	76.82%	New	X2 Series	Commercial	
226	Oct - 20	Jan - 19	12,985.67	9,572.13	0.00	0.00	9,572.13	73.71%	New	5 Series	Commercial	
227	Oct - 20	Jan - 19	14,235.05	8,452.55	0.00	0.00	8,452.55	59.38%	New	X3 Series	Commercial	
228	Oct - 20	Jan - 19	6,921.47	4,880.43	0.00	0.00	4,880.43	70.51%	New	X1 Series	Commercial	
229	Oct - 20	Feb - 19	8,925.60	5,687.37	0.00	0.00	5,687.37	63.72%	New	X1 Series	Private Individual	
230	Oct - 20	Feb - 19	14,256.23	8,674.49	0.00	0.00	8,674.49	60.85%	New	4 Series	Commercial	
231	Oct - 20	Mar - 19	4,985.46	3,605.30	0.00	0.00	3,605.30	72.32%	New	MINI Hatch	Commercial	
232	Oct - 20	Mar - 19	16,865.99	13,222.75	0.00	0.00	13,222.75	78.40%	New	1 Series	Private Individual	
233	Oct - 20	Mar - 19	5,021.77	3,643.22	0.00	0.00	3,643.22	72.55%	New	MINI Hatch	Commercial	
234	Oct - 20	Mar - 19	5,021.77	3,643.22	0.00	0.00	3,643.22	72.55%	New	MINI Hatch	Commercial	
235	Oct - 20	Apr - 19	10,523.87	8,019.83	0.00	0.00	8,019.83	76.21%	New	MINI Hatch	Private Individual	
236	Oct - 20	Apr - 19	19,836.46	13,180.12	0.00	0.00	13,180.12	66.44%	New	3 Series	Commercial	
237	Oct - 20	Apr - 19	26,772.46	16,978.16	0.00	0.00	16,978.16	63.42%	New	X6 Series	Commercial	
238	Oct - 20	May - 19	19,705.41	13,397.03	0.00	0.00	13,397.03	67.99%	New	3 Series	Commercial	
239	Oct - 20	June - 19	9,560.98	7,470.43	0.00	0.00	7,470.43	78.13%	New	3 Series	Commercial	
240	Oct - 20	June - 19	6,110.67	4,774.54	0.00	0.00	4,774.54	78.13%	New	1 Series	Commercial	
241	Oct - 20	June - 19	14,070.32	7,586.63	0.00	0.00	7,586.63	53.92%	New	3 Series	Commercial	
242	Oct - 20	June - 19	9,141.02	7,451.32	0.00	0.00	7,451.32	81.52%	New	1 Series	Commercial	
243	Oct - 20	June - 19	9,680.59	7,891.15	0.00	0.00	7,891.15	81.52%	New	1 Series	Commercial	
244	Oct - 20	June - 19	9,680.59	7,891.15	0.00	0.00	7,891.15	81.52%	New	1 Series	Commercial	
245	Oct - 20	June - 19	9,141.02	7,451.32	0.00	0.00	7,451.32	81.52%	New	1 Series	Commercial	
246	Oct - 20	June - 19	9,141.02	7,451.32	0.00	0.00	7,451.32	81.52%	New	1 Series	Commercial	
247	Oct - 20	June - 19	10,935.58	8,793.47	0.00	0.00	8,793.47	80.41%	New	4 Series	Commercial	
248	Oct - 20	June - 19	40,369.12	34,213.53	0.00	0.00	34,213.53	84.75%	New	7 Series	Commercial	

# Compartment German Auto Leases 5

## Monthly Investor Report



Rolls-Royce  
Motor Cars Limited

Reporting Date	Nov 11, 2020
Payment Date	Nov 20, 2020
Period No	14
Monthly Period	Oct, 2020
Interest Period from	Oct 20, 2020 to Nov 20, 2020 = 31 days

### 8a. Defaulted Amount & Recovery Amount - Lease Level Data\*

	Month / Year of Default	Month / Year of Lease Origination	Discounted Lease Balance (Initial)	Discounted Lease Balance at Default **	Recovery (Current Period)	Recovery Total	Discounted Lease Balance End of Period	Net Loss in %	Vehicle Type (New / Used)	Vehicle Class	Customer Type	Out of Deal (Month / Year)
249	Oct - 20	June - 19	12,662.27	8,350.79	0.00	0.00	8,350.79	65.95%	New	3 Series	Commercial	
250	Oct - 20	July - 19	12,033.33	9,384.14	0.00	0.00	9,384.14	77.98%	New	3 Series	Private Individual	

\*Applicable only if leases have defaulted. Does not include defaulted amounts less than 10 EUR.

\*\*This amount mostly includes proceeds from vehicle sale.

# Compartment German Auto Leases 5

## Monthly Investor Report



Rolls-Royce  
Motor Cars Limited

Reporting Date	Nov 11, 2020
Payment Date	Nov 20, 2020
Period No	14
Monthly Period	Oct, 2020
Interest Period from	Oct 20, 2020 to Nov 20, 2020 = 31 days

### 8b. Defaulted Amount & Recovery Amount - Lease Level Data\* (Out of Deal)

	Month / Year of Default	Month / Year of Lease Origination	Discounted Lease Balance (Initial)	Discounted Lease Balance at Default **	Recovery (Current Period)	Recovery Total	Discounted Lease Balance End of Period	Net Loss in %	Vehicle Type (New / Used)	Vehicle Class	Customer Type	Out of Deal (Month / Year)
1	Dec - 19	Nov - 16	796.91	470.61	0.00	0.00	470.61	59.05%	New	3 Series	Commercial	Dec - 19
2	Dec - 19	Nov - 16	1,390.60	278.86	0.00	0.00	278.86	20.05%	New	X6 Series	Commercial	Dec - 19
3	Jan - 20	Dec - 16	1,865.13	609.74	0.00	0.00	609.74	32.69%	New	X3 Series	Commercial	Jan - 20
4	Jan - 20	Dec - 16	431.31	31.25	0.00	0.00	31.25	7.25%	New	MINI Clubman	Private Individual	Jan - 20
5	Jan - 20	Dec - 16	1,519.09	408.79	0.00	0.00	408.79	26.91%	New	4 Series	Commercial	Jan - 20
6	Jan - 20	Dec - 16	738.76	460.24	0.00	0.00	460.24	62.30%	New	3 Series	Commercial	Jan - 20
7	Jan - 20	Dec - 16	751.91	88.82	0.00	0.00	88.82	11.81%	New	1 Series	Private Individual	Jan - 20
8	Jan - 20	Dec - 16	524.95	163.52	0.00	0.00	163.52	31.15%	New	1 Series	Private Individual	Jan - 20
9	Jan - 20	Dec - 16	2,111.69	885.26	0.00	0.00	885.26	41.92%	New	7 Series	Commercial	Jan - 20
10	Jan - 20	Dec - 16	1,371.89	196.82	0.00	0.00	196.82	14.35%	New	3 Series	Private Individual	Jan - 20
11	Jan - 20	Dec - 16	1,076.57	127.18	0.00	0.00	127.18	11.81%	New	3 Series	Commercial	Jan - 20
12	Jan - 20	Dec - 16	921.16	10.19	0.00	0.00	10.19	1.11%	New	5 Series	Commercial	Jan - 20
13	Feb - 20	Jan - 17	1,466.05	717.71	0.00	0.00	717.71	48.96%	New	3 Series	Commercial	Feb - 20
14	Feb - 20	Jan - 17	1,762.14	29.03	0.00	0.00	29.03	1.65%	New	X1 Series	Commercial	Feb - 20
15	Feb - 20	Jan - 17	974.72	250.98	0.00	0.00	250.98	25.75%	New	MINI Hatch	Commercial	Feb - 20
16	Mar - 20	Aug - 16	2,961.62	1,168.27	0.00	0.00	1,168.27	39.45%	New	5 Series	Commercial	Mar - 20
17	Mar - 20	Feb - 17	941.90	397.75	0.00	0.00	397.75	42.23%	New	MINI Hatch	Private Individual	Mar - 20
18	Mar - 20	Feb - 17	1,278.67	271.03	0.00	0.00	271.03	21.20%	New	1 Series	Commercial	Mar - 20
19	Mar - 20	Feb - 17	1,898.74	173.92	0.00	0.00	173.92	9.16%	New	5 Series	Commercial	Mar - 20
20	Mar - 20	Feb - 17	1,613.27	138.76	0.00	0.00	138.76	8.60%	New	1 Series	Commercial	Mar - 20
21	Apr - 20	Mar - 17	2,036.16	11.44	0.00	0.00	11.44	0.56%	New	5 Series	Commercial	Apr - 20
22	Apr - 20	Mar - 17	3,053.02	17.16	0.00	0.00	17.16	0.56%	New	2 Series	Commercial	Apr - 20
23	Apr - 20	Mar - 17	2,148.66	12.08	0.00	0.00	12.08	0.56%	New	3 Series	Commercial	Apr - 20
24	Apr - 20	Mar - 17	2,781.04	15.63	0.00	0.00	15.63	0.56%	Used	4 Series	Private Individual	Apr - 20
25	Apr - 20	Mar - 17	3,877.32	21.79	0.00	0.00	21.79	0.56%	New	X1 Series	Commercial	Apr - 20
26	Apr - 20	Mar - 17	2,287.95	742.83	0.00	0.00	742.83	32.47%	New	X1 Series	Commercial	Apr - 20
27	Apr - 20	Mar - 17	4,124.86	23.18	0.00	0.00	23.18	0.56%	New	X3 Series	Commercial	Apr - 20
28	Apr - 20	Mar - 17	2,435.29	13.69	0.00	0.00	13.69	0.56%	New	MINI Clubman	Private Individual	Apr - 20
29	Apr - 20	Mar - 17	2,760.82	15.52	0.00	0.00	15.52	0.56%	New	3 Series	Commercial	Apr - 20
30	Apr - 20	Mar - 17	2,067.47	11.62	0.00	0.00	11.62	0.56%	New	2 Series	Private Individual	Apr - 20
31	Apr - 20	Mar - 17	2,880.32	16.19	0.00	0.00	16.19	0.56%	New	X3 Series	Commercial	Apr - 20

# Compartment German Auto Leases 5

## Monthly Investor Report



Rolls-Royce  
Motor Cars Limited

Reporting Date	Nov 11, 2020
Payment Date	Nov 20, 2020
Period No	14
Monthly Period	Oct, 2020
Interest Period from	Oct 20, 2020 to Nov 20, 2020 = 31 days

### 8b. Defaulted Amount & Recovery Amount - Lease Level Data\* (Out of Deal)

	Month / Year of Default	Month / Year of Lease Origination	Discounted Lease Balance (Initial)	Discounted Lease Balance at Default **	Recovery (Current Period)	Recovery Total	Discounted Lease Balance End of Period	Net Loss in %	Vehicle Type (New / Used)	Vehicle Class	Customer Type	Out of Deal (Month / Year)
32	Apr - 20	Mar - 17	2,103.12	11.82	0.00	0.00	11.82	0.56%	New	5 Series	Commercial	Apr - 20
33	Apr - 20	Mar - 17	2,668.78	15.00	0.00	0.00	15.00	0.56%	New	X1 Series	Commercial	Apr - 20
34	Apr - 20	Mar - 17	2,468.80	13.88	0.00	0.00	13.88	0.56%	New	1 Series	Commercial	Apr - 20
35	Apr - 20	Mar - 17	2,975.45	16.72	0.00	0.00	16.72	0.56%	New	5 Series	Commercial	Apr - 20
36	Apr - 20	Mar - 17	2,962.88	16.65	0.00	0.00	16.65	0.56%	New	MINI Clubman	Commercial	Apr - 20
37	Apr - 20	Mar - 17	2,050.09	129.29	0.00	0.00	129.29	6.31%	New	1 Series	Private Individual	Apr - 20
38	Apr - 20	Mar - 17	2,017.64	1,086.60	0.00	0.00	1,086.60	53.85%	New	3 Series	Commercial	Apr - 20
39	Apr - 20	Mar - 17	3,007.17	113.55	0.00	0.00	113.55	3.78%	New	X1 Series	Commercial	Apr - 20
40	Apr - 20	Mar - 17	4,072.73	316.19	0.00	0.00	316.19	7.76%	New	5 Series	Commercial	Apr - 20
41	Apr - 20	Mar - 17	6,244.38	454.76	0.00	0.00	454.76	7.28%	New	X5 Series	Commercial	Apr - 20
42	Apr - 20	Mar - 17	2,885.20	449.48	0.00	0.00	449.48	15.58%	New	1 Series	Commercial	Apr - 20
43	Apr - 20	Mar - 18	4,911.32	27.60	0.00	0.00	27.60	0.56%	Used	X5 Series	Commercial	Apr - 20
44	Apr - 20	May - 18	1,086.81	216.93	0.00	0.00	216.93	19.96%	New	1 Series	Private Individual	Apr - 20
45	May - 20	Mar - 17	1,748.81	80.81	0.00	0.00	80.81	4.62%	New	MINI Clubman	Private Individual	May - 20
46	May - 20	Apr - 17	2,808.49	406.58	0.00	0.00	406.58	14.48%	New	MINI Hatch	Commercial	May - 20
47	May - 20	Apr - 17	2,596.99	731.34	0.00	0.00	731.34	28.16%	Used	7 Series	Private Individual	May - 20
48	May - 20	Apr - 17	3,130.65	29.83	0.00	0.00	29.83	0.95%	New	X1 Series	Commercial	May - 20
49	May - 20	Apr - 17	2,019.94	47.46	0.00	0.00	47.46	2.35%	New	3 Series	Commercial	May - 20
50	May - 20	May - 17	1,615.54	457.02	0.00	0.00	457.02	28.29%	New	2 Series	Commercial	May - 20
51	May - 20	May - 17	1,725.09	491.84	0.00	0.00	491.84	28.51%	New	1 Series	Private Individual	May - 20
52	May - 20	May - 17	18,598.59	6,096.73	0.00	0.00	6,096.73	32.78%	New	7 Series	Commercial	May - 20
53	May - 20	Nov - 17	9,760.23	4,114.65	0.00	0.00	4,114.65	42.16%	New	X5 Series	Commercial	May - 20
54	May - 20	Apr - 18	7,494.79	2,264.43	0.00	0.00	2,264.43	30.21%	New	5 Series	Commercial	May - 20
55	May - 20	Apr - 18	1,259.72	597.69	0.00	0.00	597.69	47.45%	New	MINI Clubman	Private Individual	May - 20
56	June - 20	Apr - 17	4,647.61	604.64	0.00	0.00	604.64	13.01%	New	5 Series	Commercial	June - 20
57	June - 20	May - 17	7,241.87	80.66	0.00	0.00	80.66	1.11%	New	5 Series	Private Individual	June - 20
58	June - 20	May - 17	5,652.49	1,585.51	0.00	0.00	1,585.51	28.05%	New	X5 Series	Commercial	June - 20
59	June - 20	May - 17	4,245.11	17.31	0.00	0.00	17.31	0.41%	New	i3 Series	Commercial	June - 20
60	June - 20	June - 17	8,203.55	657.00	0.00	0.00	657.00	8.01%	New	X5 Series	Commercial	June - 20
61	June - 20	May - 18	3,721.76	386.06	0.00	0.00	386.06	10.37%	New	X1 Series	Commercial	June - 20
62	July - 20	May - 17	4,754.34	940.99	0.00	0.00	940.99	19.79%	Used	5 Series	Commercial	July - 20

# Compartment German Auto Leases 5

## Monthly Investor Report



Rolls-Royce  
Motor Cars Limited

Reporting Date	Nov 11, 2020
Payment Date	Nov 20, 2020
Period No	14
Monthly Period	Oct, 2020
Interest Period from	Oct 20, 2020 to Nov 20, 2020 = 31 days

### 8b. Defaulted Amount & Recovery Amount - Lease Level Data\* (Out of Deal)

	Month / Year of Default	Month / Year of Lease Origination	Discounted Lease Balance (Initial)	Discounted Lease Balance at Default **	Recovery (Current Period)	Recovery Total	Discounted Lease Balance End of Period	Net Loss in %	Vehicle Type (New / Used)	Vehicle Class	Customer Type	Out of Deal (Month / Year)
63	July - 20	May - 17	1,451.61	440.43	0.00	0.00	440.43	30.34%	New	MINI Hatch	Commercial	July - 20
64	July - 20	May - 17	8,185.48	725.15	0.00	0.00	725.15	8.86%	Used	7 Series	Commercial	July - 20
65	July - 20	May - 17	1,930.10	170.99	0.00	0.00	170.99	8.86%	New	1 Series	Commercial	July - 20
66	July - 20	May - 17	5,125.15	28.15	0.00	0.00	28.15	0.55%	New	X1 Series	Commercial	July - 20
67	July - 20	June - 17	3,409.40	747.64	0.00	0.00	747.64	21.93%	New	2 Series	Commercial	July - 20
68	July - 20	June - 17	6,334.65	162.29	0.00	0.00	162.29	2.56%	New	X6 Series	Commercial	July - 20
69	July - 20	June - 17	4,175.65	565.45	0.00	0.00	565.45	13.54%	New	X1 Series	Commercial	July - 20
70	July - 20	June - 17	1,331.49	449.76	0.00	0.00	449.76	33.78%	New	1 Series	Private Individual	July - 20
71	July - 20	June - 17	2,919.01	11.23	0.00	0.00	11.23	0.38%	New	1 Series	Commercial	July - 20
72	July - 20	June - 17	2,418.51	365.27	0.00	0.00	365.27	15.10%	New	MINI Clubman	Commercial	July - 20
73	July - 20	June - 17	2,623.24	535.51	0.00	0.00	535.51	20.41%	New	X1 Series	Private Individual	July - 20
74	July - 20	June - 17	5,382.99	3,022.16	0.00	0.00	3,022.16	56.14%	New	2 Series	Commercial	July - 20
75	July - 20	July - 17	5,477.19	11.51	0.00	0.00	11.51	0.21%	New	MINI Hatch	Commercial	July - 20
76	July - 20	Dec - 17	9,872.19	41.44	0.00	0.00	41.44	0.42%	New	X4 Series	Commercial	July - 20
77	July - 20	Dec - 18	3,185.25	48.51	0.00	0.00	48.51	1.52%	New	i3 Series	Private Individual	July - 20
78	July - 20	Dec - 18	1,498.33	21.62	0.00	0.00	21.62	1.44%	New	i3 Series	Private Individual	July - 20
79	Aug - 20	July - 15	5,702.78	590.48	0.00	0.00	590.48	10.35%	Used	4 Series	Commercial	Aug - 20
80	Aug - 20	June - 17	6,733.53	1,138.43	0.00	0.00	1,138.43	16.91%	New	4 Series	Commercial	Aug - 20
81	Aug - 20	June - 17	6,890.10	1,910.70	0.00	0.00	1,910.70	27.73%	New	X5 Series	Commercial	Aug - 20
82	Aug - 20	July - 17	3,393.10	1,008.74	0.00	0.00	1,008.74	29.73%	New	2 Series	Commercial	Aug - 20
83	Aug - 20	July - 17	2,579.53	986.98	0.00	0.00	986.98	38.26%	New	2 Series	Commercial	Aug - 20
84	Aug - 20	July - 17	2,299.16	415.43	0.00	0.00	415.43	18.07%	New	1 Series	Commercial	Aug - 20
85	Aug - 20	July - 17	12,264.25	1,058.23	0.00	0.00	1,058.23	8.63%	New	X5 Series	Commercial	Aug - 20
86	Aug - 20	July - 17	2,309.89	227.39	0.00	0.00	227.39	9.84%	New	3 Series	Commercial	Aug - 20
87	Aug - 20	July - 17	2,316.36	716.34	0.00	0.00	716.34	30.93%	New	1 Series	Commercial	Aug - 20
88	Aug - 20	July - 17	1,617.61	163.14	0.00	0.00	163.14	10.09%	New	MINI Clubman	Commercial	Aug - 20
89	Aug - 20	July - 17	4,867.35	464.16	0.00	0.00	464.16	9.54%	New	3 Series	Commercial	Aug - 20
90	Aug - 20	July - 17	4,355.64	18.80	0.00	0.00	18.80	0.43%	New	MINI Hatch	Private Individual	Aug - 20
91	Aug - 20	July - 17	7,931.54	259.85	0.00	0.00	259.85	3.28%	New	5 Series	Commercial	Aug - 20
92	Aug - 20	July - 17	4,888.05	2,100.60	0.00	0.00	2,100.60	42.97%	New	3 Series	Commercial	Aug - 20
93	Aug - 20	July - 17	6,525.84	87.18	0.00	0.00	87.18	1.34%	New	X3 Series	Commercial	Aug - 20

# Compartment German Auto Leases 5

## Monthly Investor Report



Rolls-Royce  
Motor Cars Limited

Reporting Date	Nov 11, 2020
Payment Date	Nov 20, 2020
Period No	14
Monthly Period	Oct, 2020
Interest Period from	Oct 20, 2020 to Nov 20, 2020 = 31 days

### 8b. Defaulted Amount & Recovery Amount - Lease Level Data\* (Out of Deal)

	Month / Year of Default	Month / Year of Lease Origination	Discounted Lease Balance (Initial)	Discounted Lease Balance at Default **	Recovery (Current Period)	Recovery Total	Discounted Lease Balance End of Period	Net Loss in %	Vehicle Type (New / Used)	Vehicle Class	Customer Type	Out of Deal (Month / Year)
94	Aug - 20	July - 17	3,856.32	758.18	0.00	0.00	758.18	19.66%	New	4 Series	Commercial	Aug - 20
95	Aug - 20	July - 18	4,835.37	432.47	0.00	0.00	432.47	8.94%	New	3 Series	Commercial	Aug - 20
96	Aug - 20	July - 18	4,835.37	432.47	0.00	0.00	432.47	8.94%	New	3 Series	Commercial	Aug - 20
97	Aug - 20	July - 18	4,394.28	452.17	0.00	0.00	452.17	10.29%	Used	5 Series	Commercial	Aug - 20
98	Aug - 20	July - 18	2,487.42	491.36	0.00	0.00	491.36	19.75%	New	3 Series	Commercial	Aug - 20
99	Aug - 20	July - 18	2,487.42	491.36	0.00	0.00	491.36	19.75%	New	3 Series	Commercial	Aug - 20
100	Aug - 20	July - 18	4,535.89	1,359.47	0.00	0.00	1,359.47	29.97%	New	3 Series	Commercial	Aug - 20
101	Aug - 20	Aug - 18	9,501.74	3,258.63	0.00	0.00	3,258.63	34.30%	New	7 Series	Commercial	Aug - 20
102	Sept - 20	Aug - 17	4,175.94	350.51	0.00	0.00	350.51	8.39%	New	MINI Hatch	Private Individual	Sept - 20
103	Sept - 20	Aug - 17	8,650.51	4,809.73	0.00	0.00	4,809.73	55.60%	Used	X5 Series	Commercial	Sept - 20
104	Sept - 20	Aug - 17	7,440.48	59.94	0.00	0.00	59.94	0.81%	New	4 Series	Commercial	Sept - 20
105	Sept - 20	Aug - 17	5,014.16	465.00	0.00	0.00	465.00	9.27%	New	X1 Series	Commercial	Sept - 20
106	Sept - 20	Feb - 19	1,150.85	31.62	0.00	0.00	31.62	2.75%	New	i3 Series	Commercial	Sept - 20
107	Oct - 20	Sept - 17	5,071.73	1,692.50	0.00	0.00	1,692.50	33.37%	New	3 Series	Private Individual	Oct - 20
108	Oct - 20	Sept - 17	1,627.97	417.00	0.00	0.00	417.00	25.61%	New	MINI Clubman	Commercial	Oct - 20
109	Oct - 20	Sept - 17	5,371.70	44.18	0.00	0.00	44.18	0.82%	New	1 Series	Commercial	Oct - 20
110	Oct - 20	Sept - 17	4,344.46	737.40	0.00	0.00	737.40	16.97%	New	1 Series	Commercial	Oct - 20
111	Oct - 20	Sept - 17	1,023.45	141.08	0.00	0.00	141.08	13.78%	New	2 Series	Commercial	Oct - 20
112	Oct - 20	Sept - 17	5,989.11	1,113.96	0.00	0.00	1,113.96	18.60%	New	X1 Series	Commercial	Oct - 20
113	Oct - 20	Sept - 17	8,214.22	1,394.23	0.00	0.00	1,394.23	16.97%	New	5 Series	Commercial	Oct - 20
114	Oct - 20	Sept - 17	3,367.84	56.24	0.00	0.00	56.24	1.67%	New	X1 Series	Private Individual	Oct - 20
115	Oct - 20	Sept - 17	7,076.10	10.42	0.00	0.00	10.42	0.15%	New	3 Series	Commercial	Oct - 20
116	Oct - 20	Sept - 17	4,932.60	418.61	0.00	0.00	418.61	8.49%	New	3 Series	Commercial	Oct - 20
117	Oct - 20	Oct - 17	5,539.03	196.75	0.00	0.00	196.75	3.55%	New	5 Series	Commercial	Oct - 20
118	Oct - 20	Dec - 17	2,522.39	89.60	0.00	0.00	89.60	3.55%	New	4 Series	Private Individual	Oct - 20
119	Oct - 20	Sept - 18	3,797.87	314.00	0.00	0.00	314.00	8.27%	New	X2 Series	Commercial	Oct - 20

\*Applicable only if leases have defaulted. Does not include defaulted amounts less than 10 EUR.

\*\*This amount mostly includes proceeds from vehicle sale.




 Rolls-Royce  
Motor Cars Limited

Reporting Date	Nov 11, 2020
Payment Date	Nov 20, 2020
Period No	14
Monthly Period	Oct, 2020
Interest Period from	Oct 20, 2020 to Nov 20, 2020 = 31 days

**9. Outstanding Notes Balance**

1. Note balance	All Notes	Class A	Class B		
<b>Initial note information</b>					
ISIN code		XS2009039863	XS2009040283		
Currency		EUR	EUR		
Legal final maturity		Sept 2026	Sept 2026		
Rating (Fitch / Moody's / S&P/ DBRS)		AAA / Aaa / N/A / N/A	N/A / N/A / N/A / N/A		
Initial notes aggregate principal outstanding balance	991,800,000.00	900,000,000.00	91,800,000.00		
Nominal amount per note in EUR		100,000.00	100,000.00		
Initial number of notes per class in EUR		9,000	918		
<b>Current Note Information</b>					
Notes aggregate principal outstanding balance in EUR - BoP	444,289,844.80	352,489,844.80	91,800,000.00		
Available distribution amount in EUR	40,881,271.57				
Redemption per class in EUR		35,734,768.05	0.00		
Redemption per note in EUR		3,970.53	0.00		
Notes aggregate principal outstanding balance in EUR - EoP	408,555,076.75	316,755,076.75	91,800,000.00		
Current pool factor		0.35	1.00		
<b>2. Payments to investor per note</b>		<b>Class A</b>	<b>Class B</b>		
Interest Type		Floating Rate	Fixed Rate		
Reference Rate		1M_EURIBOR	NONE		
Actual Interest Rate		-0.534%	NONE		
Spread		0.700%	0.00%		
Coupon		0.166%	1.00%		
Day count fraction		Actual/360	Actual/360		
Interest days		31 days	31 days		
Principal outstanding per note in EUR - BoP		39,165.54	100,000.00		
Principal repayment per note in EUR		3,970.53	0.00		
Principal outstanding per note in EUR - EoP		35,195.01	100,000.00		
Interest payment per Note in EUR		5.60	86.11		
<b>3. Credit enhancement</b>		<b>Initial Period</b>	<b>Initial CE</b>	<b>Current Period</b>	<b>Current CE</b>
Class A	900,000,000.00	9.76%	316,755,076.75	28.83%	
Class B	91,800,000.00	0.50%	91,800,000.00	7.87%	
Cash Reserve (+ Overcollateralisation)	5,000,000.00	-	34,457,613.86	-	

BMW Bank GmbH complies with the retention requirement of a material net economic interest in accordance with article 6 of the Securitisation Regulation. A minimum of 5.0% of the net economic interest will be retained on an ongoing basis in form of retention of the Class B Notes and Subordinated Loan.

## Compartment German Auto Leases 5

### Monthly Investor Report

**BMW  
GROUP**



Rolls-Royce  
Motor Cars Limited

Reporting Date	Nov 11, 2020
Payment Date	Nov 20, 2020
Period No	14
Monthly Period	Oct, 2020
Interest Period from	Oct 20, 2020 to Nov 20, 2020 = 31 days

### 9. Outstanding Notes Balance (Cont')

#### Clean-Up Call Option

If the aggregate outstanding principal balance has been reduced to less than 10.00% of the aggregate outstanding principal balance at the Issue Date, the seller will have the option under the Receivables Purchase Agreement to acquire all outstanding purchased receivables.

Aggregate outstanding principal balance at end of period

438,012,690.61

Clean-Up option exercisable

No

# Compartment German Auto Leases 5

## Monthly Investor Report



Rolls-Royce  
Motor Cars Limited

Reporting Date	Nov 11, 2020		
Payment Date	Nov 20, 2020		
Period No	14		
Monthly Period	Oct, 2020		
Interest Period from	Oct 20, 2020	to	Nov 20, 2020 = 31 days

### 10. Initial Aggregate Lease Balance

#### Initial Portfolio

Group in EUR	Initial Aggregate Lease Balance in EUR	Initial Aggregate Lease Balance in %	Number of Contracts	Number of Contracts in %
0,00 - 5.000,00	36,058,072.02	2.30%	10,125	8.81%
5.000,01 - 10.000,00	306,777,619.76	19.61%	40,577	35.29%
10.000,01 - 15.000,00	330,338,466.84	21.11%	26,985	23.47%
15.000,01 - 20.000,00	268,921,280.76	17.19%	15,574	13.55%
20.000,01 - 25.000,00	206,765,167.38	13.22%	9,281	8.07%
25.000,01 - 30.000,00	154,999,780.66	9.91%	5,699	4.96%
30.000,01 - 35.000,00	92,834,426.92	5.93%	2,886	2.51%
35.000,01 - 40.000,00	64,789,592.61	4.14%	1,743	1.52%
40.000,01 - 45.000,00	36,564,672.68	2.34%	865	0.75%
45.000,01 - 50.000,00	25,971,020.43	1.66%	549	0.48%
50.000,01 - 55.000,00	15,279,536.94	0.98%	292	0.25%
55.000,01 - 60.000,00	10,346,768.10	0.66%	181	0.16%
> 60.000,00	14,931,749.38	0.95%	218	0.19%
<b>Total</b>	<b>1,564,578,154.48</b>	<b>100.00%</b>	<b>114,975</b>	<b>100.00%</b>

WA:	13,607.99
MIN :	56.16
MAX:	101,223.00

# Compartment German Auto Leases 5

## Monthly Investor Report



Rolls-Royce  
Motor Cars Limited

Reporting Date	Nov 11, 2020
Payment Date	Nov 20, 2020
Period No	14
Monthly Period	Oct, 2020
Interest Period from	Oct 20, 2020 to Nov 20, 2020 = 31 days

### 10. Initial Aggregate Lease Balance (Cont')

Portfolio as of: Oct 31, 2020

Group in EUR	Initial Aggregate Lease Balance in EUR	Initial Aggregate Lease Balance in %	Number of Contracts	Number of Contracts in %
< 0,00	0.00	0.00%	0	0.00%
0,00 - 5.000,00	28,957,710.61	2.28%	8,136	8.62%
5.000,01 - 10.000,00	256,740,787.16	20.24%	33,909	35.92%
10.000,01 - 15.000,00	275,326,905.33	21.71%	22,513	23.85%
15.000,01 - 20.000,00	219,369,334.41	17.29%	12,710	13.46%
20.000,01 - 25.000,00	166,059,136.34	13.09%	7,456	7.90%
25.000,01 - 30.000,00	123,373,262.29	9.73%	4,539	4.81%
30.000,01 - 35.000,00	71,904,058.81	5.67%	2,235	2.37%
35.000,01 - 40.000,00	48,377,974.45	3.81%	1,302	1.38%
40.000,01 - 45.000,00	27,779,109.72	2.19%	657	0.70%
45.000,01 - 50.000,00	20,598,283.16	1.62%	435	0.46%
50.000,01 - 55.000,00	12,235,453.08	0.96%	234	0.25%
55.000,01 - 60.000,00	7,428,119.88	0.59%	130	0.14%
> 60.000,00	10,318,279.62	0.81%	152	0.16%
<b>Total</b>	<b>1,268,468,414.86</b>	<b>100.00%</b>	<b>94,408</b>	<b>100.00%</b>

WA: 13,436.03  
 MIN: 56.16  
 MAX: 101,223.00

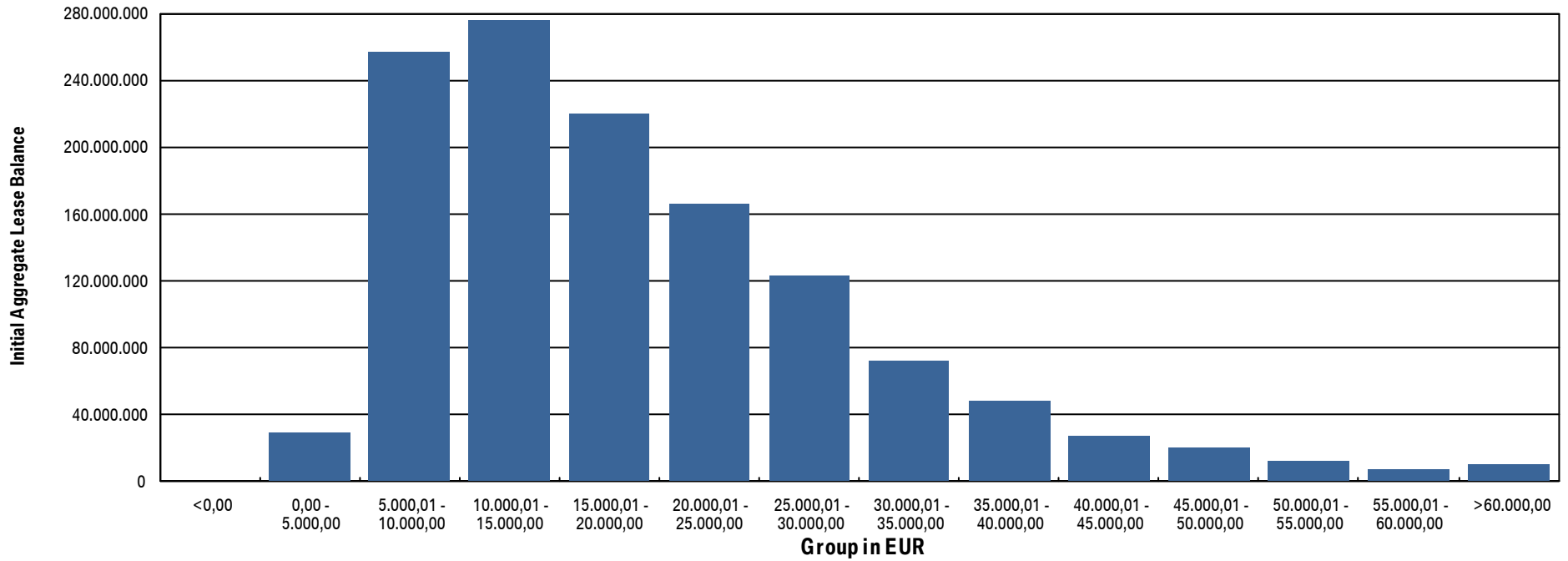


Rolls-Royce  
Motor Cars Limited

Reporting Date	Nov 11, 2020		
Payment Date	Nov 20, 2020		
Period No	14		
Monthly Period	Oct, 2020		
Interest Period from	Oct 20, 2020	to	Nov 20, 2020 = 31 days

**10.a Initial Aggregate Lease Balance (Graph)**

Portfolio as of: Oct 31, 2020



# Compartment German Auto Leases 5

## Monthly Investor Report



Rolls-Royce  
Motor Cars Limited

Reporting Date	Nov 11, 2020
Payment Date	Nov 20, 2020
Period No	14
Monthly Period	Oct, 2020
Interest Period from	Oct 20, 2020 to Nov 20, 2020 = 31 days

### 11. Aggregate Discounted Lease Balance

#### Initial Portfolio

Group in EUR	Current Aggregate Discounted Lease Balance in EUR	Current Aggregate Discounted Lease Balance in %	Number of Contracts	Number of Contracts in %
0,00 - 5.000,00	117,066,630.40	11.80%	38,636	33.60%
5.000,01 - 10.000,00	300,033,585.66	30.25%	41,669	36.24%
10.000,01 - 15.000,00	227,724,003.50	22.96%	18,674	16.24%
15.000,01 - 20.000,00	149,934,461.94	15.12%	8,728	7.59%
20.000,01 - 25.000,00	83,572,395.20	8.43%	3,769	3.28%
25.000,01 - 30.000,00	44,742,041.04	4.51%	1,648	1.43%
30.000,01 - 35.000,00	28,299,882.94	2.85%	879	0.76%
35.000,01 - 40.000,00	17,955,569.99	1.81%	484	0.42%
40.000,01 - 45.000,00	11,332,182.22	1.14%	269	0.23%
45.000,01 - 50.000,00	6,121,886.54	0.62%	130	0.11%
50.000,01 - 55.000,00	2,306,487.18	0.23%	44	0.04%
55.000,01 - 60.000,00	1,425,688.86	0.14%	25	0.02%
> 60.000,00	1,285,175.33	0.13%	20	0.02%
<b>Total</b>	<b>991,799,990.80</b>	<b>100.00%</b>	<b>114,975</b>	<b>100.00%</b>

WA:	8,626.22
MIN :	49.41
MAX:	69,053.21



Rolls-Royce  
Motor Cars Limited

Reporting Date	Nov 11, 2020
Payment Date	Nov 20, 2020
Period No	14
Monthly Period	Oct, 2020
Interest Period from	Oct 20, 2020 to Nov 20, 2020 = 31 days

**11. Aggregate Discounted Lease Balance (Cont')**

Portfolio as of : Oct 31, 2020

Group in EUR	Current Aggregate Discounted Lease Balance in EUR	Current Aggregate Discounted Lease Balance in %	Number of Contracts	Number of Contracts in %
0,00 - 5.000,00	149,226,807.08	34.07%	62,384	66.08%
5.000,01 - 10.000,00	162,614,974.58	37.13%	23,275	24.65%
10.000,01 - 15.000,00	72,058,392.43	16.45%	6,008	6.36%
15.000,01 - 20.000,00	30,223,498.58	6.90%	1,772	1.88%
20.000,01 - 25.000,00	14,109,764.84	3.22%	636	0.67%
25.000,01 - 30.000,00	6,127,755.50	1.40%	228	0.24%
30.000,01 - 35.000,00	2,155,627.45	0.49%	67	0.07%
35.000,01 - 40.000,00	884,370.82	0.20%	24	0.03%
40.000,01 - 45.000,00	370,368.19	0.08%	9	0.01%
45.000,01 - 50.000,00	188,977.90	0.04%	4	0.00%
50.000,01 - 55.000,00	52,153.24	0.01%	1	0.00%
55.000,01 - 60.000,00	0.00	0.00%	0	0.00%
> 60.000,00	0.00	0.00%	0	0.00%
<b>Total</b>	<b>438,012,690.61</b>	<b>100.00%</b>	<b>94,408</b>	<b>100.00%</b>

WA: 4,639.57  
 MIN : 0.00  
 MAX: 52,153.24

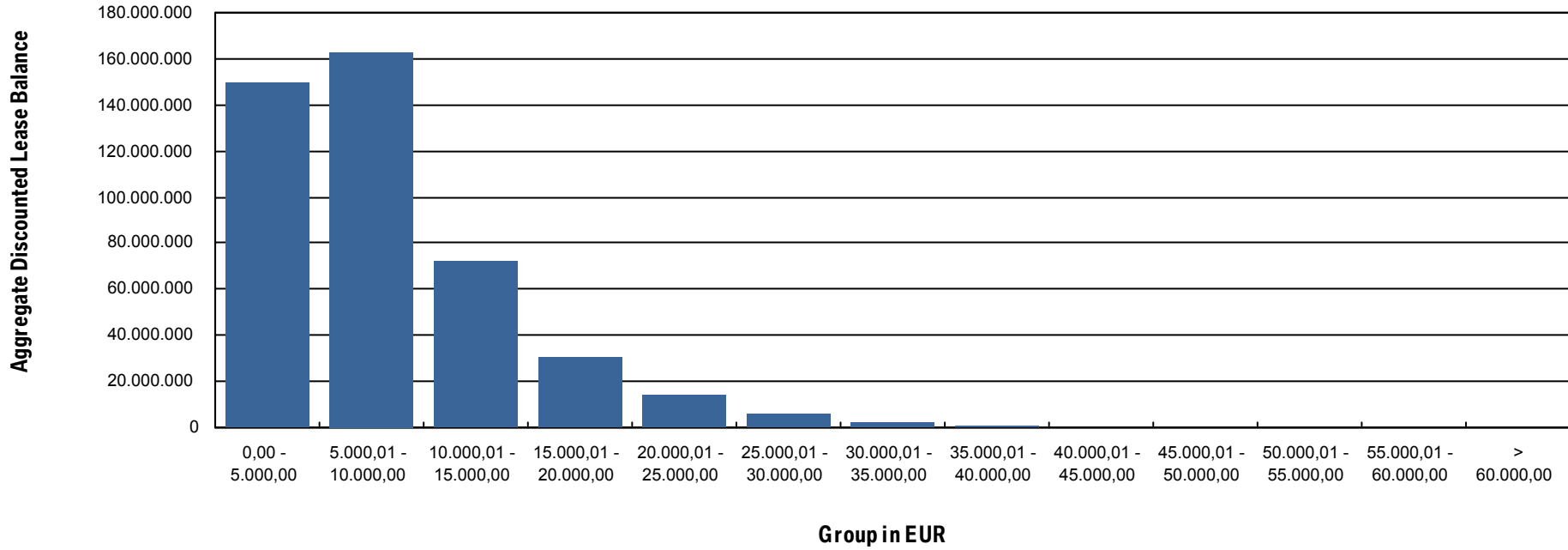


Rolls-Royce  
Motor Cars Limited

Reporting Date	Nov 11, 2020		
Payment Date	Nov 20, 2020		
Period No	14		
Monthly Period	Oct, 2020		
Interest Period from	Oct 20, 2020	to	Nov 20, 2020 = 31 days

**11. a Aggregate Discounted Lease Balance (Graph)**

Portfolio as of: Oct 31, 2020







Rolls-Royce  
Motor Cars Limited

Reporting Date	Nov 11, 2020
Payment Date	Nov 20, 2020
Period No	14
Monthly Period	Oct, 2020
Interest Period from	Oct 20, 2020 to Nov 20, 2020 = 31 days

**12. Lessee Concentration**

Portfolio as of: Oct 31, 2020

Lessee	Current Aggregate Discounted Lease Balance in EUR	Current Aggregate Discounted Lease Balance in %	Number of Contracts	Number of Contracts in %
1	155,456.81	0.04%	19	0.02%
2	143,677.80	0.03%	22	0.02%
3	101,492.97	0.02%	11	0.01%
4	93,967.21	0.02%	12	0.01%
5	91,236.85	0.02%	23	0.02%
6	90,379.82	0.02%	11	0.01%
7	90,193.27	0.02%	12	0.01%
8	89,617.22	0.02%	17	0.02%
9	85,873.24	0.02%	6	0.01%
10	84,066.14	0.02%	12	0.01%
11	83,963.83	0.02%	3	0.00%
12	81,745.88	0.02%	4	0.00%
13	80,027.17	0.02%	11	0.01%
14	79,966.12	0.02%	15	0.02%
15	79,511.57	0.02%	9	0.01%
16	79,345.98	0.02%	22	0.02%
17	75,655.72	0.02%	4	0.00%
18	75,377.43	0.02%	6	0.01%
19	72,916.07	0.02%	9	0.01%
20	72,343.49	0.02%	5	0.01%
<b>Total</b>	<b>1,806,814.59</b>	<b>0.41%</b>	<b>233</b>	<b>0.25%</b>

<b>Total Portfolio Balance:</b>	438,012,690.61
---------------------------------	----------------



Rolls-Royce  
Motor Cars Limited

Reporting Date	Nov 11, 2020
Payment Date	Nov 20, 2020
Period No	14
Monthly Period	Oct, 2020
Interest Period from	Oct 20, 2020 to Nov 20, 2020 = 31 days

**13. Geographical Distribution**

**Initial Portfolio**

Group in Region	Current Aggregate Discounted Lease Balance in EUR	Current Aggregate Discounted Lease Balance in %	Number of Contracts	Number of Contracts in %
Post Code Area 0	44,335,274.36	4.47%	4,707	4.09%
Post Code Area 1	49,975,662.61	5.04%	5,452	4.74%
Post Code Area 2	89,521,945.29	9.03%	10,207	8.88%
Post Code Area 3	94,665,728.11	9.54%	11,024	9.59%
Post Code Area 4	117,609,292.26	11.86%	13,547	11.78%
Post Code Area 5	104,429,678.28	10.53%	12,072	10.50%
Post Code Area 6	121,372,250.95	12.24%	14,604	12.70%
Post Code Area 7	129,907,283.26	13.10%	15,875	13.81%
Post Code Area 8	146,475,987.85	14.77%	17,031	14.81%
Post Code Area 9	93,506,887.83	9.43%	10,456	9.09%
<b>Total</b>	<b>991,799,990.80</b>	<b>100.00%</b>	<b>114,975</b>	<b>100.00%</b>



Rolls-Royce  
Motor Cars Limited

Reporting Date	Nov 11, 2020
Payment Date	Nov 20, 2020
Period No	14
Monthly Period	Oct, 2020
Interest Period from	Oct 20, 2020 to Nov 20, 2020 = 31 days

**13. Geographical Distribution (Cont')**

Portfolio as of: Oct 31, 2020

Group in Region	Current Aggregate Discounted Lease Balance in EUR	Current Aggregate Discounted Lease Balance in %	Number of Contracts	Number of Contracts in %
Post Code Area 0	19,975,780.61	4.56%	3,836	4.06%
Post Code Area 1	22,434,580.34	5.12%	4,533	4.80%
Post Code Area 2	39,471,240.05	9.01%	8,359	8.85%
Post Code Area 3	42,189,827.62	9.63%	9,176	9.72%
Post Code Area 4	52,210,875.78	11.92%	11,260	11.93%
Post Code Area 5	46,091,527.42	10.52%	9,894	10.48%
Post Code Area 6	53,537,768.99	12.22%	11,916	12.62%
Post Code Area 7	57,612,747.54	13.15%	13,072	13.85%
Post Code Area 8	63,178,514.85	14.42%	13,776	14.59%
Post Code Area 9	41,223,759.74	9.41%	8,571	9.08%
Post Code Area Others	86,067.67	0.02%	15	0.02%
<b>Total</b>	<b>438,012,690.61</b>	<b>100.00%</b>	<b>94,408</b>	<b>100.00%</b>

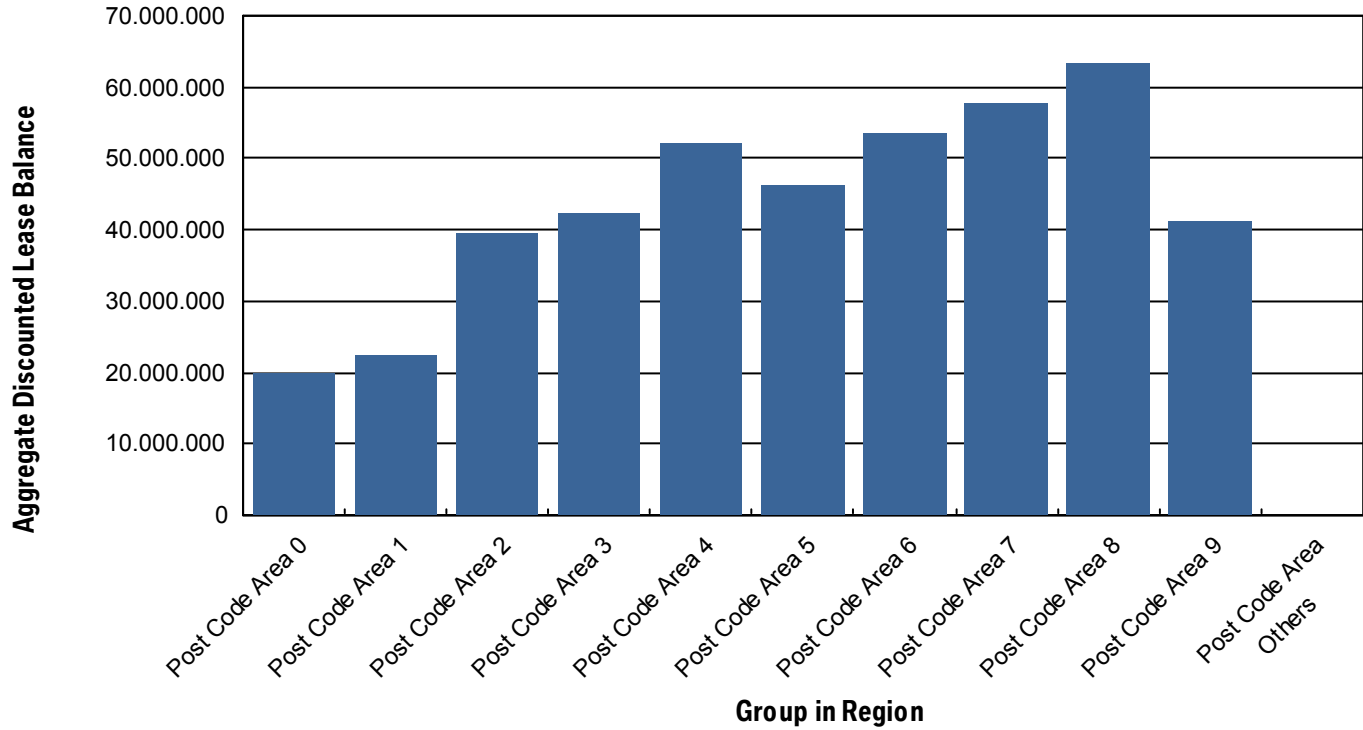


Rolls-Royce  
Motor Cars Limited

Reporting Date	Nov 11, 2020		
Payment Date	Nov 20, 2020		
Period No	14		
Monthly Period	Oct, 2020		
Interest Period from	Oct 20, 2020	to	Nov 20, 2020 = 31 days

**13.a Geographical Distribution (Graph)**

Portfolio as of: Oct 31, 2020





Rolls-Royce  
Motor Cars Limited

Reporting Date	Nov 11, 2020
Payment Date	Nov 20, 2020
Period No	14
Monthly Period	Oct, 2020
Interest Period from	Oct 20, 2020 to Nov 20, 2020 = 31 days

**14. Object Type**

**Initial Portfolio**

Vehicle Type	Current Aggregate Discounted Lease Balance in EUR	Current Aggregate Discounted Lease Balance in %	Number of Contracts	Number of Contracts in %
New *	981,300,414.20	98.94%	113,534	98.75%
Used	10,499,576.60	1.06%	1,441	1.25%
<b>Total</b>	<b>991,799,990.80</b>	<b>100.00%</b>	<b>114,975</b>	<b>100.00%</b>

\*New Car: include, for the avoidance of doubt, demonstration cars.

Customer Type	Current Aggregate Discounted Lease Balance in EUR	Current Aggregate Discounted Lease Balance in %	Number of Contracts	Number of Contracts in %
Commercial **	573,789,891.30	57.85%	52,369	45.55%
Private Individual	418,010,099.50	42.15%	62,606	54.45%
<b>Total</b>	<b>991,799,990.80</b>	<b>100.00%</b>	<b>114,975</b>	<b>100.00%</b>

\*\*Commercial: include, for the avoidance of doubt, self-employed individuals.

# Compartment German Auto Leases 5

## Monthly Investor Report



Rolls-Royce  
Motor Cars Limited

Reporting Date	Nov 11, 2020
Payment Date	Nov 20, 2020
Period No	14
Monthly Period	Oct, 2020
Interest Period from	Oct 20, 2020 to Nov 20, 2020 = 31 days

### 14. Object Type (Cont')

Portfolio as of: Oct 31, 2020

Vehicle Type	Current Aggregate Discounted Lease Balance in EUR	Current Aggregate Discounted Lease Balance in %	Number of Contracts	Number of Contracts in %
New *	434,785,355.18	99.26%	93,484	99.02%
Used	3,227,335.43	0.74%	924	0.98%
<b>Total</b>	<b>438,012,690.61</b>	<b>100.00%</b>	<b>94,408</b>	<b>100.00%</b>

\*New Car: include, for the avoidance of doubt, demonstration cars.

Customer Type	Current Aggregate Discounted Lease Balance in EUR	Current Aggregate Discounted Lease Balance in %	Number of Contracts	Number of Contracts in %
Commercial **	245,425,975.40	56.03%	41,631	44.10%
Private Individual	192,586,715.21	43.97%	52,777	55.90%
<b>Total</b>	<b>438,012,690.61</b>	<b>100.00%</b>	<b>94,408</b>	<b>100.00%</b>

\*\*Commercial: include, for the avoidance of doubt, self-employed individuals.



Rolls-Royce  
Motor Cars Limited

Reporting Date	Nov 11, 2020
Payment Date	Nov 20, 2020
Period No	14
Monthly Period	Oct, 2020
Interest Period from	Oct 20, 2020 to Nov 20, 2020 = 31 days

**15. Delinquencies**

**Initial Portfolio**

Days Past Due	Current Aggregate Discounted Lease Balance in EUR	Current Aggregate Discounted Lease Balance in %	Number of Contracts	Number of Contracts in %
1 - 30	0.00	0.00%	0	0.00%
31 - 60	0.00	0.00%	0	0.00%
61 - 90	0.00	0.00%	0	0.00%
91 - 120	0.00	0.00%	0	0.00%
> 120	0.00	0.00%	0	0.00%
<b>Total</b>	<b>0.00</b>	<b>0.00%</b>	<b>0</b>	<b>0.00%</b>

Portfolio as of: Oct 31, 2020

Days Past Due	Current Aggregate Discounted Lease Balance in EUR	Current Aggregate Discounted Lease Balance in %	Number of Contracts	Number of Contracts in %
1 - 30	870,555.18	0.20%	159	0.17%
31 - 60	353,664.25	0.08%	60	0.06%
61 - 90	291,865.33	0.07%	38	0.04%
91 - 120	164,410.55	0.04%	28	0.03%
> 120	459,227.47	0.10%	56	0.06%
<b>Total</b>	<b>2,139,722.78</b>	<b>0.49%</b>	<b>341</b>	<b>0.36%</b>



Rolls-Royce  
Motor Cars Limited

Reporting Date	Nov 11, 2020
Payment Date	Nov 20, 2020
Period No	14
Monthly Period	Oct, 2020
Interest Period from	Oct 20, 2020 to Nov 20, 2020 = 31 days

**15. a Delinquency Analysis**

Monthly Period	Performing in EUR	Delinquencies			
		31-60 Days Past Due in EUR	61-90 Days Past Due in EUR	91-120 Days Past Due in EUR	>120 Days Past Due in EUR
Sept - 19	949,060,913.78	0.00	0.00	0.00	0.00
Oct - 19	905,074,862.98	430,048.09	0.00	0.00	0.00
Nov - 19	862,433,221.76	395,430.05	219,122.49	0.00	0.00
Dec - 19	819,781,184.83	480,537.47	221,808.75	172,062.45	0.00
Jan - 20	778,006,650.42	650,370.76	237,342.00	165,813.61	76,511.32
Feb - 20	736,979,249.42	610,590.70	462,434.50	140,176.79	204,975.42
Mar - 20	696,169,194.27	570,536.08	343,140.42	353,776.19	240,666.62
Apr - 20	656,727,293.25	979,192.16	460,802.81	217,136.72	423,789.63
May - 20	615,105,435.92	4,003,307.76	688,765.22	278,426.98	328,553.70
June - 20	577,229,635.12	2,300,151.56	1,983,893.09	578,176.16	365,902.68
July - 20	542,051,368.50	652,514.46	1,232,826.58	543,681.32	584,539.09
Aug - 20	506,182,916.55	649,586.62	431,646.79	694,992.64	663,280.63
Sept - 20	471,027,291.41	433,598.35	255,939.63	327,323.96	645,641.20
Oct - 20	436,743,523.01	353,664.25	291,865.33	164,410.55	459,227.47



# Compartment German Auto Leases 5

## Monthly Investor Report



Rolls-Royce  
Motor Cars Limited

Reporting Date	Nov 11, 2020
Payment Date	Nov 20, 2020
Period No	14
Monthly Period	Oct, 2020
Interest Period from	Oct 20, 2020 to Nov 20, 2020 = 31 days

### 16. Seasoning

#### Initial Portfolio

Group in Months	Current Aggregate Discounted Lease Balance in EUR	Current Aggregate Discounted Lease Balance in %	Number of Contracts	Number of Contracts in %
<= 6	475,728,903.58	47.97%	41,070	35.72%
> 6 - <= 12	303,658,497.45	30.62%	34,847	30.31%
> 12 - <= 24	177,761,257.42	17.92%	27,268	23.72%
> 24 - <= 36	33,169,828.64	3.34%	11,344	9.87%
> 36 - <= 42	1,059,413.09	0.11%	310	0.27%
> 42 - <= 48	318,378.35	0.03%	104	0.09%
> 48 - <= 53	95,237.43	0.01%	25	0.02%
> 53	8,474.84	0.00%	7	0.01%
<b>Total</b>	<b>991,799,990.80</b>	<b>100.00%</b>	<b>114,975</b>	<b>100.00%</b>

WA: 8.67  
 MIN : 2.00  
 MAX: 57.00

# Compartment German Auto Leases 5

## Monthly Investor Report



Rolls-Royce  
Motor Cars Limited

Reporting Date	Nov 11, 2020		
Payment Date	Nov 20, 2020		
Period No	14		
Monthly Period	Oct, 2020		
Interest Period from	Oct 20, 2020	to	Nov 20, 2020 = 31 days

### 16. Seasoning (Cont')

Portfolio as of : Oct 31, 2020

Group in Months	Current Aggregate Discounted Lease Balance in EUR	Current Aggregate Discounted Lease Balance in %	Number of Contracts	Number of Contracts in %
<= 6	0.00	0.00%	0	0.00%
> 6 - <= 12	0.00	0.00%	0	0.00%
> 12 - <= 24	369,189,883.13	84.29%	64,027	67.82%
> 24 - <= 36	67,886,271.31	15.50%	30,032	31.81%
> 36 - <= 42	603,698.84	0.14%	144	0.15%
> 42 - <= 48	223,528.04	0.05%	161	0.17%
> 48 - <= 53	88,460.34	0.02%	18	0.02%
> 53	20,848.95	0.00%	26	0.03%
<b>Total</b>	<b>438,012,690.61</b>	<b>100.00%</b>	<b>94,408</b>	<b>100.00%</b>

WA: 20.39  
 MIN : 15.00  
 MAX: 60.00

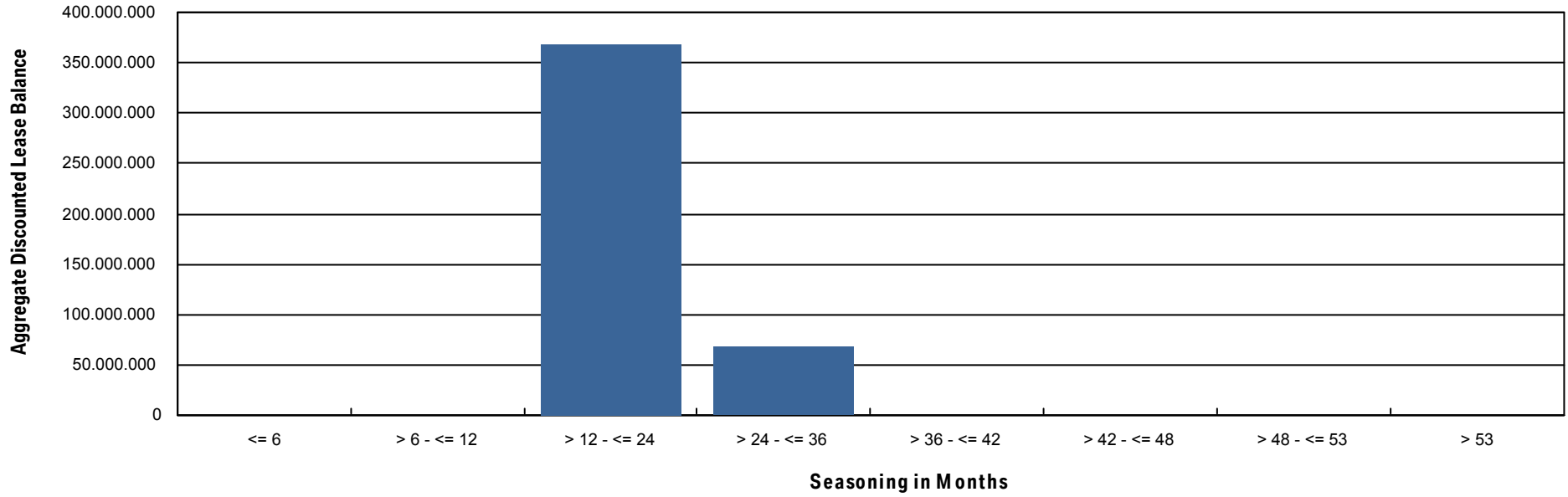


Rolls-Royce  
Motor Cars Limited

Reporting Date	Nov 11, 2020
Payment Date	Nov 20, 2020
Period No	14
Monthly Period	Oct, 2020
Interest Period from	Oct 20, 2020 to Nov 20, 2020 = 31 days

**16.a Seasoning (Graph)**

Portfolio as of: Oct 31, 2020



# Compartment German Auto Leases 5

## Monthly Investor Report



Rolls-Royce  
Motor Cars Limited

Reporting Date	Nov 11, 2020
Payment Date	Nov 20, 2020
Period No	14
Monthly Period	Oct, 2020
Interest Period from	Oct 20, 2020 to Nov 20, 2020 = 31 days

### 17. Remaining Term

#### Initial Portfolio

Group in Months	Current Aggregate Discounted Lease Balance in EUR	Current Aggregate Discounted Lease Balance in %	Number of Contracts	Number of Contracts in %
<= 6	7,236,601.93	0.73%	4,899	4.26%
> 6 - <= 12	36,861,554.85	3.72%	9,905	8.61%
> 12 - <= 24	213,791,832.44	21.56%	31,533	27.43%
> 24 - <= 36	656,156,361.07	66.16%	63,626	55.34%
> 36 - <= 42	33,023,329.87	3.33%	2,389	2.08%
> 42 - <= 48	42,892,928.36	4.32%	2,523	2.19%
> 48 - <= 53	882,168.28	0.09%	50	0.04%
> 53	955,214.00	0.10%	50	0.04%
<b>Total</b>	<b>991,799,990.80</b>	<b>100.00%</b>	<b>114,975</b>	<b>100.00%</b>

WA: 27.94  
 MIN : 3.00  
 MAX: 58.00

# Compartment German Auto Leases 5

## Monthly Investor Report



Rolls-Royce  
Motor Cars Limited

Reporting Date	Nov 11, 2020		
Payment Date	Nov 20, 2020		
Period No	14		
Monthly Period	Oct, 2020		
Interest Period from	Oct 20, 2020	to	Nov 20, 2020 = 31 days

### 17. Remaining Term (Cont')

Portfolio as of: Oct 31, 2020

Group in Months	Current Aggregate Discounted Lease Balance in EUR	Current Aggregate Discounted Lease Balance in %	Number of Contracts	Number of Contracts in %
<= 6	17,725,556.26	4.05%	17,605	18.65%
> 6 - <= 12	69,964,633.97	15.97%	20,748	21.98%
> 12 - <= 24	306,907,994.14	70.07%	52,108	55.19%
> 24 - <= 36	42,388,841.53	9.68%	3,871	4.10%
> 36 - <= 42	785,211.64	0.18%	58	0.06%
> 42 - <= 48	240,453.07	0.05%	18	0.02%
> 48 - <= 53	0.00	0.00%	0	0.00%
> 53	0.00	0.00%	0	0.00%
<b>Total</b>	<b>438,012,690.61</b>	<b>100.00%</b>	<b>94,408</b>	<b>100.00%</b>

WA : 16.92  
 MIN : 0.00  
 MAX: 44.00

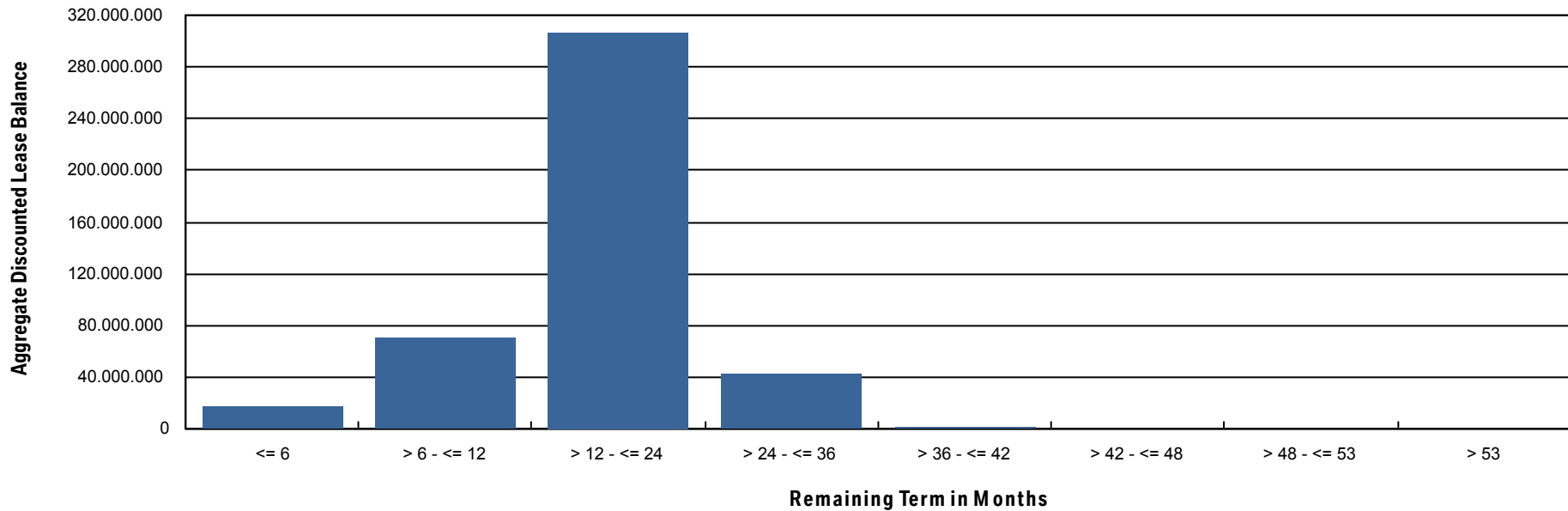


Rolls-Royce  
Motor Cars Limited

Reporting Date	Nov 11, 2020		
Payment Date	Nov 20, 2020		
Period No	14		
Monthly Period	Oct, 2020		
Interest Period from	Oct 20, 2020	to	Nov 20, 2020 = 31 days

**17.a Remaining Term (Graph)**

Portfolio as of: Oct 31, 2020



# Compartment German Auto Leases 5

## Monthly Investor Report



Rolls-Royce  
Motor Cars Limited

Reporting Date	Nov 11, 2020
Payment Date	Nov 20, 2020
Period No	14
Monthly Period	Oct, 2020
Interest Period from	Oct 20, 2020 to Nov 20, 2020 = 31 days

### 18. Original Term

#### Initial Portfolio

Group in Months	Current Aggregate Discounted Lease Balance in EUR	Current Aggregate Discounted Lease Balance in %	Number of Contracts	Number of Contracts in %
<= 6	6,630.39	0.00%	4	0.00%
> 6 - <= 12	332,036.96	0.03%	131	0.11%
> 12 - <= 24	31,181,151.15	3.14%	5,846	5.08%
> 24 - <= 36	855,753,139.94	86.28%	101,120	87.95%
> 36 - <= 42	35,251,437.52	3.55%	3,366	2.93%
> 42 - <= 48	65,443,988.63	6.60%	4,216	3.67%
> 48 - <= 53	95,897.26	0.01%	11	0.01%
> 53	3,735,708.95	0.38%	281	0.24%
<b>Total</b>	<b>991,799,990.80</b>	<b>100.00%</b>	<b>114,975</b>	<b>100.00%</b>

WA : 36.61  
 MIN : 6.00  
 MAX: 60.00

# Compartment German Auto Leases 5

## Monthly Investor Report



Rolls-Royce  
Motor Cars Limited

Reporting Date	Nov 11, 2020
Payment Date	Nov 20, 2020
Period No	14
Monthly Period	Oct, 2020
Interest Period from	Oct 20, 2020 to Nov 20, 2020 = 31 days

### 18. Original Term (Cont')

Portfolio as of: Oct 31, 2020

Group in Months	Current Aggregate Discounted Lease Balance in EUR	Current Aggregate Discounted Lease Balance in %	Number of Contracts	Number of Contracts in %
<= 6	0.00	0.00%	0	0.00%
> 6 - <= 12	0.00	0.00%	0	0.00%
> 12 - <= 24	5,136,128.67	1.17%	3,832	4.06%
> 24 - <= 36	369,725,196.53	84.41%	83,534	88.48%
> 36 - <= 42	20,318,761.43	4.64%	3,019	3.20%
> 42 - <= 48	40,645,497.86	9.28%	3,798	4.02%
> 48 - <= 53	48,996.38	0.01%	4	0.00%
> 53	2,138,109.74	0.49%	221	0.23%
<b>Total</b>	<b>438,012,690.61</b>	<b>100.00%</b>	<b>94,408</b>	<b>100.00%</b>

WA: 37.31  
 MIN: 15.00  
 MAX: 60.00



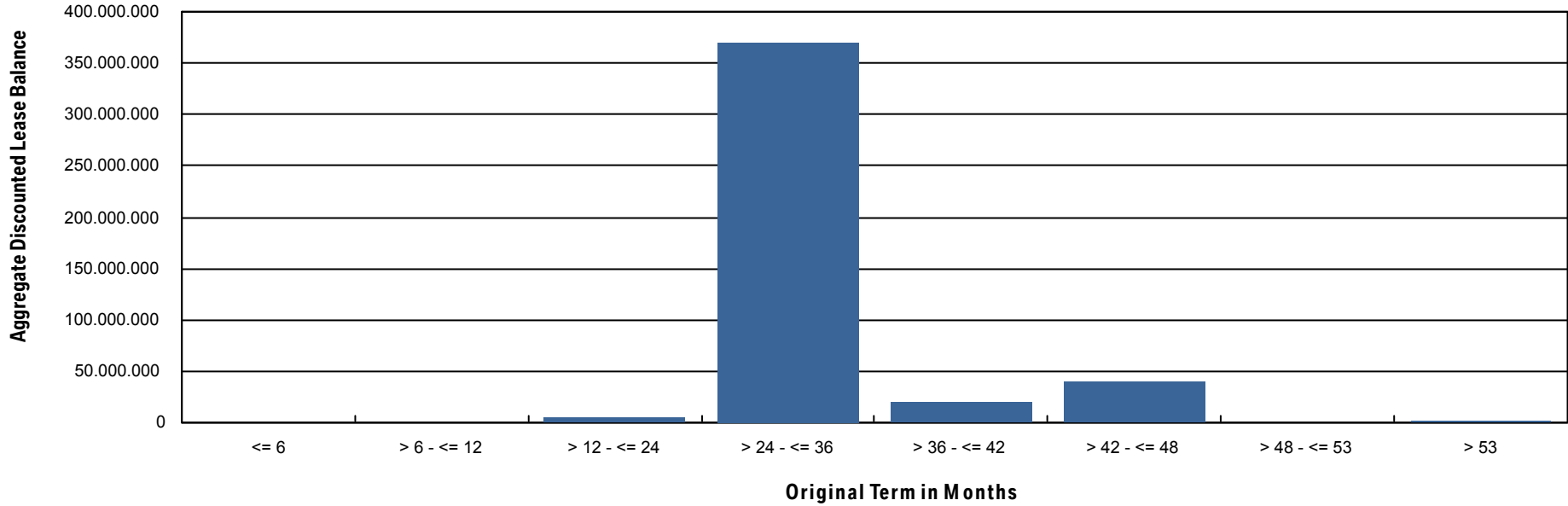


Rolls-Royce  
Motor Cars Limited

Reporting Date	Nov 11, 2020		
Payment Date	Nov 20, 2020		
Period No	14		
Monthly Period	Oct, 2020		
Interest Period from	Oct 20, 2020	to	Nov 20, 2020 = 31 days

**18.a Original Term (Graph)**

Portfolio as of: Oct 31, 2020





Rolls-Royce  
Motor Cars Limited

Reporting Date	Nov 11, 2020
Payment Date	Nov 20, 2020
Period No	14
Monthly Period	Oct, 2020
Interest Period from	Oct 20, 2020 to Nov 20, 2020 = 31 days

**19. Vehicle Class**

**Initial Portfolio**

Group in Vehicle Class	Current Aggregate Discounted Lease Balance in EUR	Current Aggregate Discounted Lease Balance in %	Number of Contracts	Number of Contracts in %
BMW 1 Series	89,088,434.17	8.98%	18,553	16.14%
BMW 2 Series	76,206,831.82	7.68%	11,130	9.68%
BMW 3 Series	86,918,514.74	8.76%	10,207	8.88%
BMW 4 Series	53,043,986.62	5.35%	4,999	4.35%
BMW 5 Series	162,953,764.74	16.43%	13,243	11.52%
BMW 6 Series	17,463,000.27	1.76%	1,135	0.99%
BMW 7 Series	27,646,280.26	2.79%	1,535	1.34%
BMW 8 Series	11,681,083.46	1.18%	316	0.27%
BMW Group Others	6,610,223.88	0.67%	595	0.52%
BMW i3 Series	21,427,980.09	2.16%	2,886	2.51%
BMW i8 Series	4,142,588.47	0.42%	260	0.23%
BMW X1 Series	84,368,824.00	8.51%	11,689	10.17%
BMW X2 Series	25,443,967.88	2.57%	2,892	2.52%
BMW X3 Series	82,779,065.92	8.35%	6,682	5.81%
BMW X4 Series	34,481,410.46	3.48%	2,577	2.24%
BMW X5 Series	72,645,353.06	7.32%	3,812	3.32%
BMW X6 Series	12,782,327.04	1.29%	861	0.75%
BMW X7 Series	3,530,761.61	0.36%	107	0.09%
BMW Z4 Series	8,508,641.42	0.86%	586	0.51%
BMW Z8 Series	25,542.34	0.00%	1	0.00%
MINI Clubman	22,809,712.12	2.30%	4,763	4.14%
MINI Convertible	56,953.03	0.01%	12	0.01%
MINI Countryman	100,155.84	0.01%	54	0.05%
MINI Hatch	87,069,450.27	8.78%	16,073	13.98%
MINI Paceman	4,031.03	0.00%	3	0.00%
MINI Roadster	11,106.26	0.00%	4	0.00%
<b>Total</b>	<b>991,799,990.80</b>	<b>100.00%</b>	<b>114,975</b>	<b>100.00%</b>

# Compartment German Auto Leases 5

## Monthly Investor Report



Rolls-Royce  
Motor Cars Limited

Reporting Date	Nov 11, 2020
Payment Date	Nov 20, 2020
Period No	14
Monthly Period	Oct, 2020
Interest Period from	Oct 20, 2020 to Nov 20, 2020 = 31 days

### 19. Vehicle Class (Cont')

Portfolio as of: Oct 31, 2020

Group in Vehicle Class	Current Aggregate Discounted Lease Balance in EUR	Current Aggregate Discounted Lease Balance in %	Number of Contracts	Number of Contracts in %
BMW 1 Series	37,286,120.14	8.51%	14,488	15.35%
BMW 2 Series	33,466,281.38	7.64%	9,049	9.58%
BMW 3 Series	37,818,871.25	8.63%	7,989	8.46%
BMW 4 Series	22,128,057.53	5.05%	3,904	4.14%
BMW 5 Series	68,647,864.63	15.67%	10,699	11.33%
BMW 6 Series	7,450,939.87	1.70%	970	1.03%
BMW 7 Series	11,639,179.46	2.66%	1,155	1.22%
BMW 8 Series	6,246,681.74	1.43%	297	0.31%
BMW Group Others	2,680,807.25	0.61%	506	0.54%
BMW i3 Series	9,468,761.58	2.16%	2,526	2.68%
BMW i8 Series	1,258,349.00	0.29%	219	0.23%
BMW X1 Series	40,262,846.56	9.19%	10,053	10.65%
BMW X2 Series	12,830,644.81	2.93%	2,770	2.93%
BMW X3 Series	37,679,366.39	8.60%	5,682	6.02%
BMW X4 Series	15,996,126.14	3.65%	2,108	2.23%
BMW X5 Series	33,045,650.71	7.54%	2,960	3.14%
BMW X6 Series	4,603,495.44	1.05%	647	0.69%
BMW X7 Series	1,936,435.61	0.44%	100	0.11%
BMW Z4 Series	4,834,372.01	1.10%	551	0.58%
MINI Clubman	9,607,973.48	2.19%	3,939	4.17%
MINI Convertible	23,071.89	0.01%	10	0.01%
MINI Countryman	18,190.92	0.00%	9	0.01%
MINI Hatch	39,081,828.99	8.92%	13,776	14.59%
MINI Paceman	773.83	0.00%	1	0.00%
<b>Total</b>	<b>438,012,690.61</b>	<b>100.00%</b>	<b>94,408</b>	<b>100.00%</b>

# Compartment German Auto Leases 5

## Monthly Investor Report



Rolls-Royce  
Motor Cars Limited

Reporting Date	Nov 11, 2020
Payment Date	Nov 20, 2020
Period No	14
Monthly Period	Oct, 2020
Interest Period from	Oct 20, 2020 to Nov 20, 2020 = 31 days

## 20. Payment Type

### Initial Portfolio

Group in Payment Type	Current Aggregate Discounted Lease Balance in EUR	Current Aggregate Discounted Lease Balance in %	Number of Contracts	Number of Contracts in %
Direct Debit	989,084,742.48	99.73%	114,656	99.72%
Self Payment	2,715,248.32	0.27%	319	0.28%
<b>Total</b>	<b>991,799,990.80</b>	<b>100.00%</b>	<b>114,975</b>	<b>100.00%</b>

Portfolio as of: Oct 31, 2020

Group in Payment Type	Current Aggregate Discounted Lease Balance in EUR	Current Aggregate Discounted Lease Balance in %	Number of Contracts	Number of Contracts in %
Direct Debit	434,684,889.88	99.24%	93,827	99.38%
Self Payment	3,327,800.73	0.76%	581	0.62%
<b>Total</b>	<b>438,012,690.61</b>	<b>100.00%</b>	<b>94,408</b>	<b>100.00%</b>



Rolls-Royce  
Motor Cars Limited

Reporting Date	Nov 11, 2020
Payment Date	Nov 20, 2020
Period No	14
Monthly Period	Oct, 2020
Interest Period from	Oct 20, 2020 to Nov 20, 2020 = 31 days

**21. Contracts Per Customer**

**Initial Portfolio**

Number of Contracts	Current Aggregate Discounted Lease Balance in EUR	Current Aggregate Discounted Lease Balance in %	Number of Contracts	Number of Contracts in %
1	798,607,507.17	80.52%	96,382	83.83%
2 - 4	162,457,434.81	16.38%	15,229	13.25%
5 - 7	17,600,832.36	1.77%	1,697	1.48%
8 - 10	4,918,197.60	0.50%	583	0.51%
> 10	8,216,018.86	0.83%	1,084	0.94%
<b>Total</b>	<b>991,799,990.80</b>	<b>100.00%</b>	<b>114,975</b>	<b>100.00%</b>

**Portfolio as of:** Oct 31, 2020

Number of Contracts	Current Aggregate Discounted Lease Balance in EUR	Current Aggregate Discounted Lease Balance in %	Number of Contracts	Number of Contracts in %
1	356,422,929.76	81.37%	79,575	84.29%
2 - 4	69,498,447.87	15.87%	12,254	12.98%
5 - 7	7,307,213.37	1.67%	1,335	1.41%
8 - 10	1,934,608.22	0.44%	447	0.47%
> 10	2,849,491.39	0.65%	797	0.84%
<b>Total</b>	<b>438,012,690.61</b>	<b>100.00%</b>	<b>94,408</b>	<b>100.00%</b>

# Compartment German Auto Leases 5

## Monthly Investor Report



Rolls-Royce  
Motor Cars Limited

Reporting Date	Nov 11, 2020
Payment Date	Nov 20, 2020
Period No	14
Monthly Period	Oct, 2020
Interest Period from	Oct 20, 2020 to Nov 20, 2020 = 31 days

## 22. Amortisation

### Initial Portfolio

Period	Month / Year	Principal Balance in EUR
0	Aug, 2019	991,799,990.80
1	Sept, 2019	951,572,993.37
2	Oct, 2019	911,211,907.79
3	Nov, 2019	870,922,290.87
4	Dec, 2019	831,134,832.39
5	Jan, 2020	791,794,542.73
6	Feb, 2020	752,654,103.91
7	Mar, 2020	713,818,465.60
8	Apr, 2020	675,562,906.04
9	May, 2020	637,687,815.81
10	June, 2020	600,361,471.38
11	July, 2020	563,801,998.13
12	Aug, 2020	527,788,391.06
13	Sept, 2020	492,436,847.64
14	Oct, 2020	457,991,063.79
15	Nov, 2020	424,216,092.93
16	Dec, 2020	391,566,594.65
17	Jan, 2021	359,847,812.43
18	Feb, 2021	328,646,006.38
19	Mar, 2021	298,268,891.93
20	Apr, 2021	269,163,845.16
21	May, 2021	241,007,655.24
22	June, 2021	213,929,296.08
23	July, 2021	187,943,236.02
24	Aug, 2021	162,741,200.70
25	Sept, 2021	138,771,822.48
26	Oct, 2021	116,715,304.05
27	Nov, 2021	96,316,202.45
28	Dec, 2021	78,465,726.38
29	Jan, 2022	62,603,070.42
30	Feb, 2022	48,242,270.24

### Portfolio as of: Oct 31, 2020

Period	Month / Year	Principal Balance in EUR	Reduction in EUR
14	Oct, 2020	438,012,690.61	
15	Nov, 2020	405,441,358.10	32,571,332.51
16	Dec, 2020	374,318,465.57	31,122,892.53
17	Jan, 2021	344,005,206.22	30,313,259.35
18	Feb, 2021	314,181,527.93	29,823,678.29
19	Mar, 2021	285,147,429.41	29,034,098.52
20	Apr, 2021	257,330,946.84	27,816,482.57
21	May, 2021	230,423,672.97	26,907,273.87
22	June, 2021	204,543,183.01	25,880,489.96
23	July, 2021	179,708,348.45	24,834,834.56
24	Aug, 2021	155,615,049.60	24,093,298.85
25	Sept, 2021	132,699,852.98	22,915,196.62
26	Oct, 2021	111,614,804.99	21,085,047.99
27	Nov, 2021	92,102,174.34	19,512,630.65
28	Dec, 2021	75,016,375.52	17,085,798.82
29	Jan, 2022	59,827,020.59	15,189,354.93
30	Feb, 2022	46,060,546.00	13,766,474.59
31	Mar, 2022	34,159,479.38	11,901,066.62
32	Apr, 2022	25,240,759.00	8,918,720.38
33	May, 2022	18,699,043.49	6,541,715.51
34	June, 2022	15,010,626.28	3,688,417.21
35	July, 2022	12,982,530.07	2,028,096.21
36	Aug, 2022	11,068,858.25	1,913,671.82
37	Sept, 2022	9,287,170.24	1,781,688.01
38	Oct, 2022	7,673,800.26	1,613,369.98
39	Nov, 2022	6,194,202.38	1,479,597.88
40	Dec, 2022	4,898,115.92	1,296,086.46
41	Jan, 2023	3,735,097.08	1,163,018.84
42	Feb, 2023	2,665,884.45	1,069,212.63
43	Mar, 2023	1,720,324.74	945,559.71
44	Apr, 2023	984,298.87	736,025.87

# Compartment German Auto Leases 5

## Monthly Investor Report



Rolls-Royce  
Motor Cars Limited

Reporting Date	Nov 11, 2020
Payment Date	Nov 20, 2020
Period No	14
Monthly Period	Oct, 2020
Interest Period from	Oct 20, 2020 to Nov 20, 2020 = 31 days

## 22. Amortisation

### Initial Portfolio

Period	Month / Year	Principal Balance in EUR
31	Mar, 2022	35,836,488.10
32	Apr, 2022	26,537,385.96
33	May, 2022	19,703,953.09
34	June, 2022	15,841,519.99
35	July, 2022	13,704,923.76
36	Aug, 2022	11,688,278.49
37	Sept, 2022	9,810,565.34
38	Oct, 2022	8,110,977.90
39	Nov, 2022	6,551,227.63
40	Dec, 2022	5,181,988.70
41	Jan, 2023	3,954,635.40
42	Feb, 2023	2,825,790.55
43	Mar, 2023	1,828,386.20
44	Apr, 2023	1,051,864.19
45	May, 2023	504,539.92
46	June, 2023	268,645.24
47	July, 2023	227,347.68
48	Aug, 2023	188,782.47
49	Sept, 2023	152,662.25
50	Oct, 2023	120,597.26
51	Nov, 2023	91,746.47
52	Dec, 2023	66,903.09
53	Jan, 2024	46,100.03
54	Feb, 2024	28,736.44
55	Mar, 2024	16,473.50
56	Apr, 2024	7,622.64
57	May, 2024	1,926.64
58	June, 2024	0.00

### Portfolio as of: Oct 31, 2020

Period	Month / Year	Principal Balance in EUR	Reduction in EUR
45	May, 2023	464,808.16	519,490.71
46	June, 2023	242,170.33	222,637.83
47	July, 2023	205,063.90	37,106.43
48	Aug, 2023	170,703.78	34,360.12
49	Sept, 2023	138,657.13	32,046.65
50	Oct, 2023	109,580.31	29,076.82
51	Nov, 2023	83,115.88	26,464.43
52	Dec, 2023	60,341.29	22,774.59
53	Jan, 2024	41,452.96	18,888.33
54	Feb, 2024	25,430.97	16,021.99
55	Mar, 2024	14,374.31	11,056.66
56	Apr, 2024	6,693.89	7,680.42
57	May, 2024	1,696.26	4,997.63
58	June, 2024	0.00	1,696.26
59	July, 2024	0.00	0.00
60	Aug, 2024	0.00	0.00
61	Sept, 2024	0.00	0.00
62	Oct, 2024	0.00	0.00
63	Nov, 2024	0.00	0.00
64	Dec, 2024	0.00	0.00
65	Jan, 2025	0.00	0.00
66	Feb, 2025	0.00	0.00
67	Mar, 2025	0.00	0.00
68	Apr, 2025	0.00	0.00
69	May, 2025	0.00	0.00
70	June, 2025	0.00	0.00
71	July, 2025	0.00	0.00
72	Aug, 2025	0.00	0.00

# Compartment German Auto Leases 5

## Monthly Investor Report

**BMW  
GROUP**



Rolls-Royce  
Motor Cars Limited

Reporting Date	Nov 11, 2020
Payment Date	Nov 20, 2020
Period No	14
Monthly Period	Oct, 2020
Interest Period from	Oct 20, 2020 to Nov 20, 2020 = 31 days

### 23. Priority of Payments

#### Priority of Payments\*

Available Distribution Amount	+	40,881,271.57
Taxes	-	0.00
Trustee Payment	-	0.00
Senior Expenses	-	17,054.54
Swap Net Payment	-	0.00
Class A Interest	-	50,400.00
Class B Interest	-	79,048.98
Cash Reserve	-	5,000,000.00
Principal Class A	-	35,734,768.05
Principal Class B	-	0.00
Swap Termination Event	-	0.00
Subordinated Loan Interest	-	0.00
Subordinated Loan Principal	-	0.00
Seller	-	0.00

\*all Amounts in EUR





Rolls-Royce  
Motor Cars Limited

Reporting Date	Nov 11, 2020
Payment Date	Nov 20, 2020
Period No	14
Monthly Period	Oct, 2020
Interest Period from	Oct 20, 2020 to Nov 20, 2020 = 31 days

**24. Transaction Costs**

Transaction Costs	Class A	Class B	Subordinated Loan	Total
Senior Expenses				17,054.54
Interest accrued for the Period in EUR	50,400.00	79,048.98	6,311.94	135,760.92
Interest payments for the Period in EUR	50,400.00	79,048.98	0.00	129,448.98
Cumulative Interest Payments in EUR	1,630,800.00	1,081,202.04	0.00	2,712,002.04
Unpaid Interest for the Period in EUR	0.00	0.00	6,311.94	6,311.94
Cumulative Unpaid Interest in EUR	0.00	0.00	89,425.97	89,425.97



Rolls-Royce  
Motor Cars Limited

Reporting Date	Nov 11, 2020		
Payment Date	Nov 20, 2020		
Period No	14		
Monthly Period	Oct, 2020		
Interest Period from	Oct 20, 2020	to	Nov 20, 2020 = 31 days

**25. Ratings**

		Fitch	S&P	Moody's	DBRS
<b>Notes - current ratings</b>					
	Class A	AAA	N/A	Aaa	N/A
	Class B	N/A	N/A	N/A	N/A

			Fitch	S&P	Moody's	DBRS	Trigger Breached
<b>Transaction Parties - current ratings</b>							
	BMW AG	Long Term	N/A	A	A2	A high	no
		Short Term	N/A	A-1	P-1	N/A	no
Issuer Account Bank	Bank of New York Mellon, Frankfurt	Long Term	AA+	N/A	Aa1	N/A	no
	Branch	Short Term	F1+	N/A	P-1	N/A	no
Swap Counterparty	Skandinaviska Enskilda Banken AB (publ)	Long Term	AA-	N/A	Aa2	N/A	no
		Short Term	F1+	N/A	P-1	N/A	no

			Fitch	S&P	Moody's	DBRS
<b>Transaction Parties - required ratings</b>						
Issuer Account Bank	Bank of New York Mellon, Frankfurt	Long Term	A	N/A	A2	N/A
	Branch	Short Term	F1	N/A	N/A	N/A
Swap Counterparty	Skandinaviska Enskilda Banken AB (publ)	Long Term	A	N/A	Baa1	N/A
		Short Term	F1	N/A	P-1	N/A



Rolls-Royce  
Motor Cars Limited

Reporting Date	Nov 11, 2020
Payment Date	Nov 20, 2020
Period No	14
Monthly Period	Oct, 2020
Interest Period from	Oct 20, 2020 to Nov 20, 2020 = 31 days

**26. Swap Counterparty Data**

Swap counterparty data	
Swap counterparty provider	Skandinaviska Enskilda Banken AB (publ)
Swap termination event	No

Swap data	
Swap type	Fixed floating interest rate swap
Notional amount in EUR	352,489,844.80
<b>Fix leg</b>	
Fixed rate	-0.622%
Payment in EUR ( Compartment German Auto Leases 5 to Skandinaviska Enskilda Banken AB (publ))	-182,795.36
<b>Floating leg</b>	
Floating rate (Euribor)	-0.534%
Payment in EUR (Skandinaviska Enskilda Banken AB (publ) to Compartment German Auto Le	-162,086.58
<b>Net swap payment in EUR</b>	
(- from Compartment German Auto Leases 5 to Skandinaviska Enskilda Banken AB (publ) / + from Skandinaviska Enskilda Banken AB (publ) to Compartment German Auto Leases 5)	<b>20,708.78</b>