

Compartment German Auto Leases 5

Monthly Investor Report

**BMW
GROUP**



Rolls-Royce
Motor Cars Limited

Reporting Date	Oct 09, 2020
Payment Date	Oct 20, 2020
Period No	13
Monthly Period	Sept, 2020
Interest Period from	Sept 21, 2020 to Oct 20, 2020 = 29 days

Cover Sheet Monthly Investor Report

Index

1. Contact Information
2. Reporting Contact Details
3. Counterparty History
4. Overview Dates
5. Portfolio Information
6. Replenishment Fund / Reserves
7. Performance Data
8. Defaulted Amount & Recovery Amount
- 8.a Defaulted Amount & Recovery Amount -Lease Level Data
- 8.b Defaulted Amount & Recovery Amount -Lease Level Data (Out of Deal)
9. Outstanding Notes Balance
10. Original Aggregate Lease Balance
- 10.a Original Aggregate Lease Balance (Graph)
11. Current Aggregate Lease Balance
- 11.a Current Aggregate Lease Balance (Graph)
12. Borrower Concentration
13. Geographical Distribution
- 13.a Geographical Distribution (Graph)
14. Object Type
15. Delinquencies
- 15.a. Delinquency Analysis
16. Seasoning
- 16.a Seasoning (Graph)
17. Remaining Term
- 17.a Remaining Term (Graph)
18. Original Term
- 18.a Original Term (Graph)
19. Vehicle Class
20. Payment Type
21. Contracts per Lessee
22. Amortisation
23. Priority of Payments
24. Transaction Costs
25. Ratings
26. Swap Counterparty Data

Compartment German Auto Leases 5

Monthly Investor Report

**BMW
GROUP**



Rolls-Royce
Motor Cars Limited

Reporting Date	Oct 09, 2020
Payment Date	Oct 20, 2020
Period No	13
Monthly Period	Sept, 2020
Interest Period from	Sept 21, 2020 to Oct 20, 2020 = 29 days

1. Contact Information

Transaction Parties

Issuer:

Bavarian Sky S.A.

Acting in respect of its Compartment German Auto Leases 5

2a, rue Nicolas Bové

L-1253 Luxembourg

Grand Duchy of Luxembourg

Attn.: The Directors

LU-BavarianSky@intertrustgroup.com

+352-2656 3171

Corporate Administrator:

Intertrust (Luxembourg) S.à r.l.

6, Rue Eugène Ruppert

L-2453 Luxembourg

Luxembourg

Attn.: BUO - Capital Markets

LU-BavarianSky@intertrustgroup.com

+352 26 44 91

Originator/Service:

BMW Bank GmbH

Lilienthalallee 26

80939 Munich

Germany

Attn.: Antoun Zakhour

abs.bmwgroup@bmw.de

+49-89-382-61467

Attn.: Michael Dalchow

abs.bmwgroup@bmw.de

+49-89-382-53070

Compartment German Auto Leases 5

Monthly Investor Report

**BMW
GROUP**



Rolls-Royce
Motor Cars Limited

Reporting Date	Oct 09, 2020
Payment Date	Oct 20, 2020
Period No	13
Monthly Period	Sept, 2020
Interest Period from	Sept 21, 2020 to Oct 20, 2020 = 29 days

1. Contact Information

Transaction Parties

Calculation Agent:

Bank of New York Mellon, London Branch

One Canada Square
E14 5AL London
United Kingdom
Attn.: Corporate Trust Administration
BNYM.structured.finance.team.8@bnymellon.com

Paying Agent:

Bank of New York Mellon, London Branch

One Canada Square
E14 5AL London
United Kingdom
Attn.: Corporate Trust Administration
BNYM.structured.finance.team.8@bnymellon.com

Issuer Account Bank:

Bank of New York Mellon, Frankfurt Branch

Friedrich-Ebert-Anlage 49, Messeturm
60327 Frankfurt am Main
Germany
Attn.: Corporate Trust Administration
BNYM.structured.finance.team.8@bnymellon.com

Trustee:

BNY Mellon Corporate Trustee Services Limited

One Canada Square
E14 5AL London
United Kingdom
Attn.: Corporate Trust Administration
BNYM.structured.finance.team.8@bnymellon.com

Compartment German Auto Leases 5

Monthly Investor Report

**BMW
GROUP**



Rolls-Royce
Motor Cars Limited

Reporting Date	Oct 09, 2020
Payment Date	Oct 20, 2020
Period No	13
Monthly Period	Sept, 2020
Interest Period from	Sept 21, 2020 to Oct 20, 2020 = 29 days

1. Contact Information

Transaction Parties

Data Trustee:

Bank of New York Mellon, Frankfurt Branch

Friedrich-Ebert-Anlage 46, Messeturm
60327 Frankfurt am Main
Germany
Attn.: Corporate Trust Administration
BNYM.structured.finance.team.8@bnymellon.com

Swap Counterparty:

Skandinaviska Enskilda Banken AB (publ)

Kungsträdgårdsqatan 8
SE-106 40 Stockholm
Sweden
peter.frank@seb.de / ABSGermany@seb.de



Rolls-Royce
Motor Cars Limited

Reporting Date	Oct 09, 2020
Payment Date	Oct 20, 2020
Period No	13
Monthly Period	Sept, 2020
Interest Period from	Sept 21, 2020 to Oct 20, 2020 = 29 days

2. Reporting Contact Details

Contact for Servicer Report (Portfolio related information in Investor Report)

Contact for Investor Reporting:

BMW Bank GmbH

Lilienthalallee 26
80939 Munich
Germany

Attn.: Antoun Zakhour
abs.bmwgroup@bmw.de
+49-89-382-61467

Attn.: Michael Dalchow
abs.bmwgroup@bmw.de
+49-89-382-53070

Calculation Agent:

Bank of New York Mellon, London Branch

One Canada Square
E14 5AL London
United Kingdom
Attn.: Corporate Trust Administration
BNYM.structured.finance.team.8@bnymellon.com

Compartment German Auto Leases 5

Monthly Investor Report

**BMW
GROUP**



Rolls-Royce
Motor Cars Limited

Reporting Date	Oct 09, 2020
Payment Date	Oct 20, 2020
Period No	13
Monthly Period	Sept, 2020
Interest Period from	Sept 21, 2020 to Oct 20, 2020 = 29 days

3. Counterparty History

Replacement Party to be added if applicable



Rolls-Royce
Motor Cars Limited

Reporting Date	Oct 09, 2020
Payment Date	Oct 20, 2020
Period No	13
Monthly Period	Sept, 2020
Interest Period from	Sept 21, 2020 to Oct 20, 2020 = 29 days

4. Overview Dates

Initial Cut-Off Date:	Aug 31, 2019		
Issue Date:	Sept 23, 2019	Legal Maturity Date:	Sept 20, 2026
Reporting Date:	Oct 09, 2020		
Investor Reporting Date:	Oct 16, 2020		
Interest Determination Date:	Sept 17, 2020		
Reporting Frequency:	monthly		
Monthly Period No.:	13	(since Issue Date)	
Payment Date:	Oct 20, 2020		
Next Payment Date:	Nov 20, 2020		
Monthly Period:	Sept 01, 2020	until	Sept 30, 2020

Compartment German Auto Leases 5

Monthly Investor Report

**BMW
GROUP**



Rolls-Royce
Motor Cars Limited

Reporting Date	Oct 09, 2020
Payment Date	Oct 20, 2020
Period No	13
Monthly Period	Sept, 2020
Interest Period from	Sept 21, 2020 to Oct 20, 2020 = 29 days

5. Portfolio Information

	current period	prior period
Outstanding receivables in EUR	Aggregate Discounted Lease Balance	Aggregate Discounted Lease Balance
Beginning of period in EUR	508,622,423.23	545,064,929.95
Scheduled Principal payments in EUR	33,452,197.72	34,328,984.19
Repurchases* principal in EUR	2,206,853.99	1,934,788.69
Repurchases* number of contracts	1,343	1,041
Total principal collections in EUR	35,659,051.71	36,263,772.88
Total interest collections in EUR	1,677,443.39	1,800,921.41
Unpaid Interest in EUR	7,933.27	6,995.20
Defaulted Amounts in EUR	281,510.24	185,729.04
Recoveries	3,793.80	4,698.31
End of Period in EUR	472,689,794.55	508,622,423.23
Current repurchase rate (annualised) in %	5.08	4.18

Repurchases include all contracts repurchased due to early terminations or financial changes

Compartment German Auto Leases 5

Monthly Investor Report

**BMW
GROUP**



Rolls-Royce
Motor Cars Limited

Reporting Date	Oct 09, 2020
Payment Date	Oct 20, 2020
Period No	13
Monthly Period	Sept, 2020
Interest Period from	Sept 21, 2020 to Oct 20, 2020 = 29 days

6. Replenishment Fund / Reserves

Initial Aggregate Discounted Lease Balance 991,799,990.80

Cash Reserve	in %	in EUR
Outstanding cash reserve beginning of period		5,000,000.00
Interest on cash reserve - previous period		0.00
Required cash reserve		5,000,000.00
Outstanding cash reserve end of period		5,000,000.00



Rolls-Royce
Motor Cars Limited

Reporting Date	Oct 09, 2020		
Payment Date	Oct 20, 2020		
Period No	13		
Monthly Period	Sept, 2020		
Interest Period from	Sept 21, 2020	to	Oct 20, 2020 = 29 days

6. Replenishment Fund / Reserves (Cont')

Additional Reserves Triggers*								
Reserves	Current ratio	Trigger	Required Rating BMW AG				Trigger Breach	
			Fitch	S&P	Moody's	DBRS		
Commingling Reserve	N/A	N/A	Long Term	BBB	N/A	Baa1	N/A	no
			Short Term	F2	N/A	P-2	N/A	

Additional Reserves	in EUR
Outstanding Commingling Reserve end of period	0.00

* Breach of this trigger in conjunction with any other event as set out in the Servicing Agreement and/or the Receivables Purchase Agreement will oblige BMW Bank GmbH to post additional cash collateral or change the sweep frequency (from the collections account to the issuer account) from monthly to daily.
The Reserves will be adjusted on a monthly basis and shall be deposited in the Issuer Account and exclusively reserved to cover risks.



Rolls-Royce
Motor Cars Limited

Reporting Date	Oct 09, 2020
Payment Date	Oct 20, 2020
Period No	13
Monthly Period	Sept, 2020
Interest Period from	Sept 21, 2020 to Oct 20, 2020 = 29 days

7. Performance Data

Aggregate outstanding notes balance

Beginning of period in EUR	481,516,440.34
End of period in EUR	444,289,844.80

Ratios	in EUR	in %
31- 60 days past due		
31- 60 days past due period before previous period	652,514.46	0.12
31- 60 days past due previous period	649,586.62	0.13
31- 60 days past due current period	433,598.35	0.09
61- 90 days past due		
61- 90 days past due period before previous period	1,232,826.58	0.23
61- 90 days past due previous period	431,646.79	0.08
61- 90 days past due current period	255,939.63	0.05

Performance data	
Number of contracts being 31 - 60 days delinquent	62
Number of contracts being 61 - 90 days delinquent	46
Balance in EUR of contracts being 31 - 60 days delinquent	433,598.35
Balance in EUR of contracts being 61 - 90 days delinquent	255,939.63
Defaulted amounts in EUR	281,510.24
Cumulative defaulted amounts in EUR	1,978,505.11
Recoveries in EUR	3,793.80
Cumulative recoveries in EUR	34,770.05



Rolls-Royce
Motor Cars Limited

Reporting Date	Oct 09, 2020
Payment Date	Oct 20, 2020
Period No	13
Monthly Period	Sept, 2020
Interest Period from	Sept 21, 2020 to Oct 20, 2020 = 29 days

8. Defaulted Amount & Recovery Amount

Collection Period		Number of Defaulted Agreements in Collection Period	Defaulted Amount in Collection Period	Aggregate Defaulted Amount Since Initial Cut-Off Date	Number of Tolerance Write-Off's*	Tolerance Write-Off Amount*	Aggregate Tolerance Write-Off Amount Since Initial Cut-Off Date *	Purchased Amount of New Receiveables	Aggregate Amount of Purchased Receiveables	Cumulative Default Ratio	Recovery	Recovery Total	Recovery Total (in %)
Aug - 19	1	0	n/a	n/a	n/a	n/a	n/a	991,799,990.80	991,799,990.80	n/a	n/a	n/a	n/a
Sept - 19	2	0	0.00	0.00	0	0.00	0.00	0.00	991,799,990.80	0.00%	0.00	0.00	0.00%
Oct - 19	3	0	0.00	0.00	0	0.00	0.00	0.00	991,799,990.80	0.00%	0.00	0.00	0.00%
Nov - 19	4	28	0.28	0.28	28	0.28	0.28	0.00	991,799,990.80	0.00%	0.00	0.00	0.00%
Dec - 19	5	19	22,917.65	22,917.93	14	0.14	0.42	0.00	991,799,990.80	0.00%	0.00	0.00	0.00%
Jan - 20	6	23	126,861.40	149,779.33	2	0.02	0.44	0.00	991,799,990.80	0.02%	0.00	0.00	0.00%
Feb - 20	7	40	92,506.11	242,285.44	24	121.22	121.66	0.00	991,799,990.80	0.02%	778.14	778.14	0.32%
Mar - 20	8	41	99,044.01	341,329.45	27	4.68	126.34	0.00	991,799,990.80	0.03%	4,224.55	5,002.69	1.47%
Apr - 20	9	58	240,334.14	581,663.59	13	22.28	148.62	0.00	991,799,990.80	0.06%	5,877.09	10,879.78	1.87%
May - 20	10	69	333,090.33	914,753.92	21	25.67	174.29	0.00	991,799,990.80	0.09%	0.00	10,879.78	1.19%
June - 20	11	42	223,444.82	1,138,198.74	18	23.81	198.10	0.00	991,799,990.80	0.11%	11,418.55	22,298.33	1.96%
July - 20	12	62	373,067.09	1,511,265.83	10	13.18	211.28	0.00	991,799,990.80	0.15%	3,979.61	26,277.94	1.74%
Aug - 20	13	58	185,729.04	1,696,994.87	9	8.63	219.91	0.00	991,799,990.80	0.17%	4,698.31	30,976.25	1.83%
Sept - 20	14	48	281,510.24	1,978,505.11	17	33.62	253.53	0.00	991,799,990.80	0.20%	3,793.80	34,770.05	1.76%

* tolerance write-off amount <=10 EUR

Compartment German Auto Leases 5

Monthly Investor Report



Rolls-Royce
Motor Cars Limited

Reporting Date	Oct 09, 2020
Payment Date	Oct 20, 2020
Period No	13
Monthly Period	Sept, 2020
Interest Period from	Sept 21, 2020 to Oct 20, 2020 = 29 days

8a. Defaulted Amount & Recovery Amount - Lease Level Data*

	Month / Year of Default	Month / Year of Lease Origination	Discounted Lease Balance (Initial)	Discounted Lease Balance at Default **	Recovery (Current Period)	Recovery Total	Discounted Lease Balance End of Period	Net Loss in %	Vehicle Type (New / Used)	Vehicle Class	Customer Type	Out of Deal (Month / Year)
1	Dec - 19	Feb - 18	3,983.44	4,271.51	0.00	704.48	3,567.03	89.55%	New	1 Series	Private Individual	
2	Dec - 19	Mar - 18	10,448.78	11,113.59	0.00	864.14	10,249.45	98.09%	New	5 Series	Commercial	
3	Dec - 19	Apr - 19	7,199.66	6,782.94	0.00	579.23	6,203.71	86.17%	New	3 Series	Private Individual	
4	Jan - 20	June - 17	5,199.56	5,249.65	0.00	0.00	5,249.65	100.96%	New	5 Series	Commercial	
5	Jan - 20	July - 17	6,677.25	6,075.34	0.00	0.00	6,075.34	90.99%	New	5 Series	Commercial	
6	Jan - 20	Mar - 18	3,589.50	3,433.33	0.00	0.00	3,433.33	95.65%	New	MINI Hatch	Commercial	
7	Jan - 20	Apr - 18	14,878.65	13,426.27	0.00	0.00	13,426.27	90.24%	New	5 Series	Commercial	
8	Jan - 20	May - 18	2,621.31	1,653.60	0.00	-86.00	1,739.60	66.36%	New	2 Series	Private Individual	
9	Jan - 20	Aug - 18	6,425.68	5,940.16	0.00	0.00	5,940.16	92.44%	New	MINI Hatch	Commercial	
10	Jan - 20	Aug - 18	10,546.77	10,672.42	0.00	0.00	10,672.42	101.19%	New	7 Series	Commercial	
11	Jan - 20	Jan - 19	14,877.00	13,923.08	0.00	850.53	13,072.55	87.87%	New	X6 Series	Commercial	
12	Jan - 20	June - 19	8,381.74	8,287.71	0.00	1,231.68	7,056.03	84.18%	New	X1 Series	Private Individual	
13	Jan - 20	June - 19	20,933.51	20,521.63	0.00	983.20	19,538.43	93.34%	New	7 Series	Commercial	
14	Jan - 20	June - 19	35,082.37	34,696.38	0.00	1,264.13	33,432.25	95.30%	New	4 Series	Commercial	
15	Feb - 20	July - 17	5,302.38	3,733.34	0.00	0.00	3,733.34	70.41%	New	3 Series	Commercial	
16	Feb - 20	Aug - 17	6,595.05	3,103.06	0.00	0.00	3,103.06	47.05%	Used	7 Series	Commercial	
17	Feb - 20	Sept - 17	2,727.48	2,762.22	0.00	634.31	2,127.91	78.02%	New	2 Series	Private Individual	
18	Feb - 20	Nov - 17	4,809.65	4,516.46	0.00	0.00	4,516.46	93.90%	New	X3 Series	Commercial	
19	Feb - 20	Dec - 17	4,912.67	3,947.66	0.00	59.20	3,888.46	79.15%	New	X1 Series	Private Individual	
20	Feb - 20	Feb - 18	5,367.23	5,121.29	0.00	664.04	4,457.25	83.05%	New	4 Series	Commercial	
21	Feb - 20	Apr - 18	3,657.64	3,509.66	0.00	0.00	3,509.66	95.95%	New	MINI Hatch	Commercial	
22	Feb - 20	June - 18	9,578.28	7,863.94	0.00	157.03	7,706.91	80.46%	New	1 Series	Private Individual	
23	Feb - 20	July - 18	5,878.46	5,127.06	0.00	542.55	4,584.51	77.99%	New	2 Series	Commercial	
24	Feb - 20	Aug - 18	19,258.51	16,958.59	0.00	597.43	16,361.16	84.96%	New	5 Series	Commercial	
25	Feb - 20	Aug - 18	8,796.02	8,535.61	0.00	0.00	8,535.61	97.04%	New	2 Series	Commercial	
26	Feb - 20	Mar - 19	21,501.83	19,583.71	0.00	926.78	18,656.93	86.77%	New	3 Series	Commercial	
27	Feb - 20	Mar - 19	7,267.25	6,624.57	0.00	907.05	5,717.52	78.68%	New	X1 Series	Private Individual	
28	Mar - 20	May - 17	2,403.09	1,498.85	0.00	0.00	1,498.85	62.37%	New	MINI Clubman	Commercial	
29	Mar - 20	Dec - 17	4,577.50	3,680.80	0.00	0.00	3,680.80	80.41%	New	X3 Series	Commercial	
30	Mar - 20	June - 18	4,023.43	3,495.59	0.00	0.00	3,495.59	86.88%	New	MINI Hatch	Commercial	
31	Mar - 20	Jan - 19	8,660.30	8,185.30	0.00	0.00	8,185.30	94.52%	New	MINI Hatch	Commercial	

Compartment German Auto Leases 5

Monthly Investor Report



Rolls-Royce
Motor Cars Limited

Reporting Date	Oct 09, 2020
Payment Date	Oct 20, 2020
Period No	13
Monthly Period	Sept, 2020
Interest Period from	Sept 21, 2020 to Oct 20, 2020 = 29 days

8a. Defaulted Amount & Recovery Amount - Lease Level Data*

	Month / Year of Default	Month / Year of Lease Origination	Discounted Lease Balance (Initial)	Discounted Lease Balance at Default **	Recovery (Current Period)	Recovery Total	Discounted Lease Balance End of Period	Net Loss in %	Vehicle Type (New / Used)	Vehicle Class	Customer Type	Out of Deal (Month / Year)
32	Mar - 20	Apr - 19	10,739.73	9,459.34	0.00	0.00	9,459.34	88.08%	New	2 Series	Commercial	
33	Mar - 20	Apr - 19	19,839.54	18,822.80	0.00	0.00	18,822.80	94.88%	New	5 Series	Commercial	
34	Mar - 20	Apr - 19	25,038.19	23,793.25	0.00	0.00	23,793.25	95.03%	New	5 Series	Commercial	
35	Mar - 20	May - 19	9,527.07	8,755.25	0.00	0.00	8,755.25	91.90%	New	3 Series	Commercial	
36	Mar - 20	July - 19	19,468.31	19,198.42	0.00	680.80	18,517.62	95.12%	New	X6 Series	Commercial	
37	Apr - 20	July - 17	6,281.36	5,743.14	0.00	0.00	5,743.14	91.43%	New	5 Series	Commercial	
38	Apr - 20	Aug - 17	4,106.60	3,014.85	0.00	0.00	3,014.85	73.41%	New	X1 Series	Commercial	
39	Apr - 20	Nov - 17	9,343.81	5,792.26	0.00	319.62	5,472.64	58.57%	New	7 Series	Commercial	
40	Apr - 20	Mar - 18	4,079.79	3,221.55	0.00	308.88	2,912.67	71.39%	New	2 Series	Commercial	
41	Apr - 20	Apr - 18	9,787.90	8,017.28	0.00	667.23	7,350.05	75.09%	New	6 Series	Commercial	
42	Apr - 20	Aug - 18	13,705.83	11,495.35	0.00	0.00	11,495.35	83.87%	New	X3 Series	Commercial	
43	Apr - 20	Sept - 18	16,166.84	15,377.72	0.00	0.00	15,377.72	95.12%	New	X4 Series	Commercial	
44	Apr - 20	Oct - 18	4,805.17	4,095.50	0.00	0.00	4,095.50	85.23%	New	MINI Hatch	Private Individual	
45	Apr - 20	Jan - 19	6,315.93	5,246.75	0.00	-151.94	5,398.69	85.48%	New	1 Series	Private Individual	
46	Apr - 20	Feb - 19	20,818.95	18,528.11	0.00	1,429.57	17,098.54	82.13%	New	X3 Series	Commercial	
47	Apr - 20	Feb - 19	8,877.54	6,652.87	0.00	-1,195.62	7,848.49	88.41%	New	5 Series	Commercial	
48	Apr - 20	Mar - 19	14,523.77	14,461.39	0.00	0.00	14,461.39	99.57%	New	1 Series	Commercial	
49	Apr - 20	Apr - 19	13,485.09	11,925.94	0.00	0.00	11,925.94	88.44%	New	X3 Series	Commercial	
50	Apr - 20	May - 19	8,679.97	8,024.19	0.00	0.00	8,024.19	92.44%	New	1 Series	Commercial	
51	Apr - 20	June - 19	10,755.00	9,941.43	0.00	0.00	9,941.43	92.44%	New	1 Series	Commercial	
52	Apr - 20	June - 19	23,947.32	21,373.91	0.00	0.00	21,373.91	89.25%	New	X5 Series	Commercial	
53	Apr - 20	June - 19	28,534.95	23,720.71	0.00	0.00	23,720.71	83.13%	New	X5 Series	Commercial	
54	Apr - 20	July - 19	29,597.24	29,285.53	0.00	0.00	29,285.53	98.95%	New	X5 Series	Commercial	
55	Apr - 20	July - 19	13,855.71	12,404.17	0.00	0.00	12,404.17	89.52%	New	MINI Clubman	Commercial	
56	Apr - 20	July - 19	10,461.57	10,351.72	0.00	0.00	10,351.72	98.95%	New	3 Series	Commercial	
57	Apr - 20	July - 19	9,120.20	7,867.89	0.00	0.00	7,867.89	86.27%	New	X1 Series	Commercial	
58	May - 20	June - 17	2,877.31	1,054.97	0.00	0.00	1,054.97	36.67%	New	1 Series	Commercial	
59	May - 20	Aug - 17	1,967.23	1,464.39	0.00	181.94	1,282.45	65.19%	New	MINI Hatch	Commercial	
60	May - 20	Sept - 17	9,148.31	8,492.85	0.00	0.00	8,492.85	92.84%	New	7 Series	Commercial	
61	May - 20	Oct - 17	4,282.82	2,999.40	0.00	0.00	2,999.40	70.03%	New	1 Series	Commercial	
62	May - 20	Nov - 17	3,399.27	2,458.99	502.52	2,010.08	448.91	13.21%	New	2 Series	Private Individual	

Compartment German Auto Leases 5

Monthly Investor Report



Rolls-Royce
Motor Cars Limited

Reporting Date	Oct 09, 2020
Payment Date	Oct 20, 2020
Period No	13
Monthly Period	Sept, 2020
Interest Period from	Sept 21, 2020 to Oct 20, 2020 = 29 days

8a. Defaulted Amount & Recovery Amount - Lease Level Data*

	Month / Year of Default	Month / Year of Lease Origination	Discounted Lease Balance (Initial)	Discounted Lease Balance at Default **	Recovery (Current Period)	Recovery Total	Discounted Lease Balance End of Period	Net Loss in %	Vehicle Type (New / Used)	Vehicle Class	Customer Type	Out of Deal (Month / Year)
63	May - 20	Nov - 17	7,071.38	5,632.47	0.00	0.00	5,632.47	79.65%	New	3 Series	Commercial	
64	May - 20	Nov - 17	7,815.75	6,888.16	0.00	0.00	6,888.16	88.13%	Used	5 Series	Commercial	
65	May - 20	Apr - 18	3,588.34	2,683.66	0.00	212.27	2,471.39	68.87%	New	2 Series	Commercial	
66	May - 20	Apr - 18	4,508.03	3,356.23	0.00	401.70	2,954.53	65.54%	New	X1 Series	Commercial	
67	May - 20	Apr - 18	18,423.71	12,918.09	0.00	0.00	12,918.09	70.12%	New	5 Series	Commercial	
68	May - 20	Apr - 18	7,064.84	4,577.58	0.00	0.00	4,577.58	64.79%	New	5 Series	Commercial	
69	May - 20	May - 18	5,754.35	5,231.68	0.00	0.00	5,231.68	90.92%	Used	MINI Roadster	Private Individual	
70	May - 20	May - 18	9,327.30	8,114.68	0.00	0.00	8,114.68	87.00%	New	3 Series	Commercial	
71	May - 20	July - 18	6,791.99	5,333.61	0.00	0.00	5,333.61	78.53%	New	2 Series	Commercial	
72	May - 20	July - 18	6,182.10	5,187.24	0.00	0.00	5,187.24	83.91%	New	1 Series	Commercial	
73	May - 20	Aug - 18	13,092.72	10,447.97	0.00	0.00	10,447.97	79.80%	New	7 Series	Commercial	
74	May - 20	Aug - 18	5,256.57	3,473.65	0.00	333.71	3,139.94	59.73%	New	1 Series	Private Individual	
75	May - 20	Aug - 18	6,121.61	5,711.77	0.00	0.00	5,711.77	93.31%	New	MINI Hatch	Private Individual	
76	May - 20	Sept - 18	25,292.59	22,612.30	0.00	0.00	22,612.30	89.40%	New	5 Series	Commercial	
77	May - 20	Sept - 18	10,341.16	8,384.75	0.00	0.00	8,384.75	81.08%	New	MINI Hatch	Commercial	
78	May - 20	Oct - 18	4,501.92	4,222.93	0.00	517.96	3,704.97	82.30%	New	MINI Clubman	Private Individual	
79	May - 20	Nov - 18	3,987.35	3,437.11	0.00	402.09	3,035.02	76.12%	New	3 Series	Commercial	
80	May - 20	Nov - 18	3,987.35	3,437.11	0.00	389.96	3,047.15	76.42%	New	3 Series	Commercial	
81	May - 20	Dec - 18	4,113.44	3,571.37	0.00	402.68	3,168.69	77.03%	New	3 Series	Commercial	
82	May - 20	Dec - 18	29,188.40	26,523.17	0.00	7,770.00	18,753.17	64.25%	New	X5 Series	Private Individual	
83	May - 20	Jan - 19	11,550.99	10,909.08	0.00	0.00	10,909.08	94.44%	New	X2 Series	Commercial	
84	May - 20	Jan - 19	12,081.24	11,409.10	0.00	0.00	11,409.10	94.44%	New	X2 Series	Commercial	
85	May - 20	Feb - 19	6,714.06	6,368.83	0.00	0.00	6,368.83	94.86%	New	MINI Hatch	Private Individual	
86	May - 20	Feb - 19	5,841.14	3,514.68	0.00	190.84	3,323.84	56.90%	New	5 Series	Commercial	
87	May - 20	Feb - 19	15,680.17	12,127.39	0.00	284.85	11,842.54	75.53%	New	X3 Series	Commercial	
88	May - 20	May - 19	12,752.92	11,813.29	0.00	0.00	11,813.29	92.63%	New	2 Series	Commercial	
89	May - 20	May - 19	30,502.90	27,708.88	0.00	0.00	27,708.88	90.84%	Used	X5 Series	Commercial	
90	May - 20	May - 19	12,331.47	10,605.56	0.00	479.02	10,126.54	82.12%	New	5 Series	Commercial	
91	May - 20	June - 19	12,440.55	10,366.70	0.00	0.00	10,366.70	83.33%	New	MINI Hatch	Commercial	
92	May - 20	July - 19	14,248.89	12,337.47	0.00	0.00	12,337.47	86.59%	New	2 Series	Commercial	
93	May - 20	July - 19	11,394.17	9,865.70	0.00	0.00	9,865.70	86.59%	New	3 Series	Commercial	

Compartment German Auto Leases 5

Monthly Investor Report



Rolls-Royce
Motor Cars Limited

Reporting Date	Oct 09, 2020
Payment Date	Oct 20, 2020
Period No	13
Monthly Period	Sept, 2020
Interest Period from	Sept 21, 2020 to Oct 20, 2020 = 29 days

8a. Defaulted Amount & Recovery Amount - Lease Level Data*

	Month / Year of Default	Month / Year of Lease Origination	Discounted Lease Balance (Initial)	Discounted Lease Balance at Default **	Recovery (Current Period)	Recovery Total	Discounted Lease Balance End of Period	Net Loss in %	Vehicle Type (New / Used)	Vehicle Class	Customer Type	Out of Deal (Month / Year)
94	May - 20	July - 19	25,071.76	22,503.47	0.00	0.00	22,503.47	89.76%	New	7 Series	Commercial	
95	June - 20	June - 17	2,353.62	1,902.64	0.00	0.00	1,902.64	80.84%	New	1 Series	Commercial	
96	June - 20	Apr - 18	2,944.03	1,812.96	0.00	0.00	1,812.96	61.58%	New	1 Series	Commercial	
97	June - 20	June - 18	11,645.16	7,425.01	0.00	258.47	7,166.54	61.54%	New	MINI Hatch	Commercial	
98	June - 20	June - 18	4,216.19	3,113.05	0.00	253.45	2,859.60	67.82%	New	2 Series	Commercial	
99	June - 20	July - 18	13,822.26	14,142.29	0.00	2,007.91	12,134.38	87.79%	New	5 Series	Commercial	
100	June - 20	Sept - 18	5,222.58	4,651.48	0.00	502.67	4,148.81	79.44%	New	3 Series	Private Individual	
101	June - 20	Sept - 18	11,934.49	8,689.92	0.00	0.00	8,689.92	72.81%	New	i3 Series	Commercial	
102	June - 20	Sept - 18	4,314.07	3,504.69	0.00	0.00	3,504.69	81.24%	New	1 Series	Commercial	
103	June - 20	Nov - 18	40,415.47	35,119.11	0.00	0.00	35,119.11	86.90%	New	8 Series	Commercial	
104	June - 20	Jan - 19	6,489.65	4,574.94	0.00	0.00	4,574.94	70.50%	Used	4 Series	Commercial	
105	June - 20	Jan - 19	15,301.61	13,980.36	0.00	0.00	13,980.36	91.37%	New	X4 Series	Commercial	
106	June - 20	Jan - 19	13,798.56	10,562.28	0.00	0.00	10,562.28	76.55%	New	5 Series	Commercial	
107	June - 20	Jan - 19	24,367.03	22,282.08	0.00	0.00	22,282.08	91.44%	New	X5 Series	Commercial	
108	June - 20	Mar - 19	39,726.47	32,596.22	0.00	0.00	32,596.22	82.05%	New	5 Series	Commercial	
109	June - 20	Apr - 19	5,280.30	5,239.30	0.00	0.00	5,239.30	99.22%	New	X1 Series	Private Individual	
110	June - 20	Apr - 19	13,092.36	10,364.75	0.00	0.00	10,364.75	79.17%	New	3 Series	Commercial	
111	June - 20	May - 19	23,225.49	19,223.57	0.00	861.71	18,361.86	79.06%	New	3 Series	Private Individual	
112	June - 20	May - 19	26,483.76	20,905.18	0.00	637.82	20,267.36	76.53%	New	2 Series	Private Individual	
113	July - 20	Aug - 17	3,377.32	1,415.18	0.00	0.00	1,415.18	41.90%	New	MINI Clubman	Commercial	
114	July - 20	Sept - 17	7,061.98	2,910.85	0.00	0.00	2,910.85	41.22%	New	3 Series	Commercial	
115	July - 20	Nov - 17	2,715.75	1,218.93	0.00	0.00	1,218.93	44.88%	New	MINI Clubman	Commercial	
116	July - 20	Nov - 17	2,715.75	1,218.93	0.00	0.00	1,218.93	44.88%	New	MINI Clubman	Commercial	
117	July - 20	Dec - 17	4,709.03	2,191.99	114.14	114.14	2,077.85	44.12%	New	X1 Series	Private Individual	
118	July - 20	Dec - 17	3,958.18	1,370.85	0.00	-139.32	1,510.17	38.15%	New	2 Series	Private Individual	
119	July - 20	Dec - 17	9,482.98	5,903.13	0.00	0.00	5,903.13	62.25%	New	4 Series	Commercial	
120	July - 20	Dec - 17	2,920.53	876.94	192.44	384.88	492.06	16.85%	New	1 Series	Private Individual	
121	July - 20	Dec - 17	5,582.00	4,220.51	0.00	0.00	4,220.51	75.61%	New	3 Series	Commercial	
122	July - 20	Jan - 18	10,570.48	7,244.23	0.00	0.00	7,244.23	68.53%	New	X6 Series	Commercial	
123	July - 20	May - 18	8,171.88	5,447.81	548.97	548.97	4,898.84	59.95%	New	5 Series	Commercial	
124	July - 20	May - 18	1,462.58	1,135.32	0.00	388.20	747.12	51.08%	New	1 Series	Private Individual	

Compartment German Auto Leases 5

Monthly Investor Report



Rolls-Royce
Motor Cars Limited

Reporting Date	Oct 09, 2020
Payment Date	Oct 20, 2020
Period No	13
Monthly Period	Sept, 2020
Interest Period from	Sept 21, 2020 to Oct 20, 2020 = 29 days

8a. Defaulted Amount & Recovery Amount - Lease Level Data*

	Month / Year of Default	Month / Year of Lease Origination	Discounted Lease Balance (Initial)	Discounted Lease Balance at Default **	Recovery (Current Period)	Recovery Total	Discounted Lease Balance End of Period	Net Loss in %	Vehicle Type (New / Used)	Vehicle Class	Customer Type	Out of Deal (Month / Year)
125	July - 20	Oct - 18	11,160.63	8,295.26	0.00	0.00	8,295.26	74.33%	New	5 Series	Commercial	
126	July - 20	Nov - 18	35,034.84	30,744.16	0.00	0.00	30,744.16	87.75%	New	X5 Series	Commercial	
127	July - 20	Nov - 18	9,994.32	7,805.01	0.00	0.00	7,805.01	78.09%	New	5 Series	Commercial	
128	July - 20	Nov - 18	11,050.86	6,902.17	0.00	0.00	6,902.17	62.46%	New	X3 Series	Private Individual	
129	July - 20	Nov - 18	6,292.68	5,230.58	0.00	0.00	5,230.58	83.12%	New	X2 Series	Commercial	
130	July - 20	Dec - 18	28,754.04	22,727.01	0.00	0.00	22,727.01	79.04%	New	X5 Series	Commercial	
131	July - 20	Dec - 18	14,188.26	7,327.09	0.00	0.00	7,327.09	51.64%	New	5 Series	Commercial	
132	July - 20	Dec - 18	22,953.03	15,673.70	0.00	0.00	15,673.70	68.29%	New	5 Series	Commercial	
133	July - 20	Jan - 19	14,705.99	12,378.59	0.00	0.00	12,378.59	84.17%	New	X3 Series	Commercial	
134	July - 20	Feb - 19	21,193.44	18,939.52	0.00	0.00	18,939.52	89.37%	New	X3 Series	Commercial	
135	July - 20	Mar - 19	5,817.61	4,358.15	0.00	0.00	4,358.15	74.91%	New	MINI Hatch	Commercial	
136	July - 20	Mar - 19	5,624.10	4,244.48	0.00	0.00	4,244.48	75.47%	New	MINI Clubman	Commercial	
137	July - 20	Apr - 19	8,173.79	6,742.03	0.00	0.00	6,742.03	82.48%	New	MINI Hatch	Commercial	
138	July - 20	Apr - 19	29,645.86	25,491.40	0.00	0.00	25,491.40	85.99%	New	X5 Series	Commercial	
139	July - 20	Apr - 19	5,990.38	4,954.91	0.00	0.00	4,954.91	82.71%	New	MINI Hatch	Private Individual	
140	July - 20	Apr - 19	17,613.38	14,613.54	0.00	0.00	14,613.54	82.97%	New	1 Series	Commercial	
141	July - 20	Apr - 19	15,077.08	12,006.68	0.00	0.00	12,006.68	79.64%	New	3 Series	Commercial	
142	July - 20	May - 19	45,739.98	35,058.90	0.00	0.00	35,058.90	76.65%	New	7 Series	Commercial	
143	July - 20	May - 19	19,215.08	15,171.32	0.00	0.00	15,171.32	78.96%	New	3 Series	Commercial	
144	July - 20	May - 19	17,859.28	12,998.26	0.00	0.00	12,998.26	72.78%	New	3 Series	Commercial	
145	July - 20	May - 19	29,956.86	26,435.15	0.00	0.00	26,435.15	88.24%	New	5 Series	Commercial	
146	July - 20	June - 19	25,372.04	20,434.71	0.00	0.00	20,434.71	80.54%	New	X3 Series	Commercial	
147	July - 20	June - 19	13,275.00	11,078.52	0.00	0.00	11,078.52	83.45%	New	4 Series	Commercial	
148	Aug - 20	Aug - 17	7,431.56	3,545.75	0.00	0.00	3,545.75	47.71%	New	7 Series	Commercial	
149	Aug - 20	Nov - 17	3,313.20	1,754.88	0.00	0.00	1,754.88	52.97%	New	1 Series	Private Individual	
150	Aug - 20	Dec - 17	4,979.69	1,263.24	349.24	349.24	914.00	18.35%	New	4 Series	Commercial	
151	Aug - 20	Dec - 17	1,444.13	673.46	0.00	0.00	673.46	46.63%	New	2 Series	Commercial	
152	Aug - 20	Dec - 17	12,083.29	5,740.02	0.00	0.00	5,740.02	47.50%	New	5 Series	Commercial	
153	Aug - 20	Apr - 18	4,589.36	1,964.77	250.53	250.53	1,714.24	37.35%	New	2 Series	Commercial	
154	Aug - 20	July - 18	12,482.81	6,518.37	576.79	576.79	5,941.58	47.60%	New	X3 Series	Commercial	
155	Aug - 20	Oct - 18	15,112.19	10,477.61	0.00	0.00	10,477.61	69.33%	New	5 Series	Commercial	

Compartment German Auto Leases 5

Monthly Investor Report



Rolls-Royce
Motor Cars Limited

Reporting Date	Oct 09, 2020
Payment Date	Oct 20, 2020
Period No	13
Monthly Period	Sept, 2020
Interest Period from	Sept 21, 2020 to Oct 20, 2020 = 29 days

8a. Defaulted Amount & Recovery Amount - Lease Level Data*

	Month / Year of Default	Month / Year of Lease Origination	Discounted Lease Balance (Initial)	Discounted Lease Balance at Default **	Recovery (Current Period)	Recovery Total	Discounted Lease Balance End of Period	Net Loss in %	Vehicle Type (New / Used)	Vehicle Class	Customer Type	Out of Deal (Month / Year)
156	Aug - 20	Oct - 18	10,027.20	6,574.28	0.00	0.00	6,574.28	65.56%	New	5 Series	Private Individual	
157	Aug - 20	Oct - 18	11,134.22	6,481.06	455.05	455.05	6,026.01	54.12%	New	X1 Series	Commercial	
158	Aug - 20	Nov - 18	21,992.57	16,430.09	0.00	0.00	16,430.09	74.71%	New	X3 Series	Commercial	
159	Aug - 20	Nov - 18	8,033.58	6,634.73	0.00	0.00	6,634.73	82.59%	New	2 Series	Commercial	
160	Aug - 20	Dec - 18	11,273.38	6,749.85	0.00	0.00	6,749.85	59.87%	New	X2 Series	Private Individual	
161	Aug - 20	Dec - 18	9,274.36	5,963.39	0.00	0.00	5,963.39	64.30%	New	3 Series	Commercial	
162	Aug - 20	Dec - 18	6,485.59	4,692.05	0.00	0.00	4,692.05	72.35%	New	1 Series	Private Individual	
163	Aug - 20	Jan - 19	11,208.28	5,803.84	0.00	0.00	5,803.84	51.78%	New	X3 Series	Commercial	
164	Aug - 20	Jan - 19	18,040.47	13,148.58	0.00	0.00	13,148.58	72.88%	New	2 Series	Commercial	
165	Aug - 20	Feb - 19	13,893.65	9,733.02	0.00	0.00	9,733.02	70.05%	New	3 Series	Commercial	
166	Aug - 20	Feb - 19	4,957.81	3,616.47	0.00	0.00	3,616.47	72.94%	New	3 Series	Commercial	
167	Aug - 20	Mar - 19	7,657.04	5,242.57	0.00	0.00	5,242.57	68.47%	New	MINI Hatch	Commercial	
168	Aug - 20	Mar - 19	1,836.65	794.88	109.23	109.23	685.65	37.33%	New	1 Series	Private Individual	
169	Aug - 20	Apr - 19	9,676.99	7,310.20	0.00	0.00	7,310.20	75.54%	New	3 Series	Commercial	
170	Aug - 20	Apr - 19	17,395.48	14,964.86	0.00	0.00	14,964.86	86.03%	New	7 Series	Commercial	
171	Aug - 20	June - 19	16,781.93	12,556.26	401.67	401.67	12,154.59	72.43%	New	X4 Series	Commercial	
172	Aug - 20	July - 19	5,342.13	3,837.48	293.22	293.22	3,544.26	66.35%	New	3 Series	Private Individual	
173	Aug - 20	July - 19	5,064.01	4,426.14	0.00	0.00	4,426.14	87.40%	New	MINI Clubman	Commercial	
174	Sept - 20	Sept - 17	2,525.56	1,096.66	0.00	0.00	1,096.66	43.42%	New	1 Series	Commercial	
175	Sept - 20	Oct - 17	12,202.51	7,489.87	0.00	0.00	7,489.87	61.38%	New	4 Series	Commercial	
176	Sept - 20	Dec - 17	3,578.26	1,482.52	0.00	0.00	1,482.52	41.43%	New	MINI Hatch	Private Individual	
177	Sept - 20	Dec - 17	7,391.24	4,188.65	0.00	0.00	4,188.65	56.67%	New	3 Series	Commercial	
178	Sept - 20	Jan - 18	2,640.71	1,839.32	0.00	0.00	1,839.32	69.65%	New	MINI Clubman	Private Individual	
179	Sept - 20	Mar - 18	6,958.46	4,862.61	0.00	0.00	4,862.61	69.88%	New	X4 Series	Commercial	
180	Sept - 20	June - 18	8,147.57	3,899.40	0.00	0.00	3,899.40	47.86%	New	X1 Series	Commercial	
181	Sept - 20	Sept - 18	11,062.26	6,631.63	0.00	0.00	6,631.63	59.95%	New	4 Series	Commercial	
182	Sept - 20	Sept - 18	8,185.81	6,095.12	0.00	0.00	6,095.12	74.46%	New	5 Series	Private Individual	
183	Sept - 20	Oct - 18	10,405.89	8,103.48	0.00	0.00	8,103.48	77.87%	New	MINI Hatch	Commercial	
184	Sept - 20	Nov - 18	14,541.57	9,195.61	0.00	0.00	9,195.61	63.24%	New	5 Series	Commercial	
185	Sept - 20	Nov - 18	5,784.99	4,145.97	0.00	0.00	4,145.97	71.67%	New	2 Series	Commercial	
186	Sept - 20	Jan - 19	20,383.51	17,248.31	0.00	0.00	17,248.31	84.62%	Used	X6 Series	Commercial	

Compartment German Auto Leases 5

Monthly Investor Report



Rolls-Royce
Motor Cars Limited

Reporting Date	Oct 09, 2020
Payment Date	Oct 20, 2020
Period No	13
Monthly Period	Sept, 2020
Interest Period from	Sept 21, 2020 to Oct 20, 2020 = 29 days

8a. Defaulted Amount & Recovery Amount - Lease Level Data*

	Month / Year of Default	Month / Year of Lease Origination	Discounted Lease Balance (Initial)	Discounted Lease Balance at Default **	Recovery (Current Period)	Recovery Total	Discounted Lease Balance End of Period	Net Loss in %	Vehicle Type (New / Used)	Vehicle Class	Customer Type	Out of Deal (Month / Year)
187	Sept - 20	Jan - 19	9,227.83	5,420.77	0.00	0.00	5,420.77	58.74%	New	4 Series	Commercial	
188	Sept - 20	Mar - 19	20,250.39	13,777.26	0.00	0.00	13,777.26	68.03%	New	3 Series	Commercial	
189	Sept - 20	Mar - 19	32,404.06	26,672.28	0.00	0.00	26,672.28	82.31%	New	5 Series	Commercial	
190	Sept - 20	Mar - 19	21,669.63	18,589.56	0.00	0.00	18,589.56	85.79%	New	X3 Series	Private Individual	
191	Sept - 20	Mar - 19	28,840.96	23,791.63	0.00	0.00	23,791.63	82.49%	New	X5 Series	Commercial	
192	Sept - 20	Apr - 19	12,036.22	5,567.83	0.00	0.00	5,567.83	46.26%	Used	Z4 Series	Commercial	
193	Sept - 20	May - 19	17,974.86	14,387.77	0.00	0.00	14,387.77	80.04%	New	5 Series	Commercial	
194	Sept - 20	May - 19	16,857.52	13,654.83	0.00	0.00	13,654.83	81.00%	New	5 Series	Commercial	
195	Sept - 20	May - 19	30,809.22	23,932.90	0.00	0.00	23,932.90	77.68%	New	5 Series	Commercial	
196	Sept - 20	June - 19	9,881.74	8,264.74	0.00	0.00	8,264.74	83.64%	New	MINI Clubman	Private Individual	
197	Sept - 20	June - 19	22,540.24	17,595.52	0.00	0.00	17,595.52	78.06%	New	X3 Series	Commercial	
198	Sept - 20	June - 19	25,283.44	20,253.58	0.00	0.00	20,253.58	80.11%	New	2 Series	Commercial	
199	Sept - 20	June - 19	10,571.03	7,572.00	0.00	0.00	7,572.00	71.63%	New	MINI Hatch	Commercial	

*Applicable only if leases have defaulted. Does not include defaulted amounts less than 10 EUR.

**This amount mostly includes proceeds from vehicle sale.

Compartment German Auto Leases 5

Monthly Investor Report



Rolls-Royce
Motor Cars Limited

Reporting Date	Oct 09, 2020
Payment Date	Oct 20, 2020
Period No	13
Monthly Period	Sept, 2020
Interest Period from	Sept 21, 2020 to Oct 20, 2020 = 29 days

8b. Defaulted Amount & Recovery Amount - Lease Level Data* (Out of Deal)

	Month / Year of Default	Month / Year of Lease Origination	Discounted Lease Balance (Initial)	Discounted Lease Balance at Default **	Recovery (Current Period)	Recovery Total	Discounted Lease Balance End of Period	Net Loss in %	Vehicle Type (New / Used)	Vehicle Class	Customer Type	Out of Deal (Month / Year)
1	Dec - 19	Nov - 16	796.91	470.61	0.00	0.00	470.61	59.05%	New	3 Series	Commercial	Dec - 19
2	Dec - 19	Nov - 16	1,390.60	278.86	0.00	0.00	278.86	20.05%	New	X6 Series	Commercial	Dec - 19
3	Jan - 20	Dec - 16	1,865.13	609.74	0.00	0.00	609.74	32.69%	New	X3 Series	Commercial	Jan - 20
4	Jan - 20	Dec - 16	431.31	31.25	0.00	0.00	31.25	7.25%	New	MINI Clubman	Private Individual	Jan - 20
5	Jan - 20	Dec - 16	738.76	460.24	0.00	0.00	460.24	62.30%	New	3 Series	Commercial	Jan - 20
6	Jan - 20	Dec - 16	1,519.09	408.79	0.00	0.00	408.79	26.91%	New	4 Series	Commercial	Jan - 20
7	Jan - 20	Dec - 16	751.91	88.82	0.00	0.00	88.82	11.81%	New	1 Series	Private Individual	Jan - 20
8	Jan - 20	Dec - 16	2,111.69	885.26	0.00	0.00	885.26	41.92%	New	7 Series	Commercial	Jan - 20
9	Jan - 20	Dec - 16	524.95	163.52	0.00	0.00	163.52	31.15%	New	1 Series	Private Individual	Jan - 20
10	Jan - 20	Dec - 16	1,371.89	196.82	0.00	0.00	196.82	14.35%	New	3 Series	Private Individual	Jan - 20
11	Jan - 20	Dec - 16	1,076.57	127.18	0.00	0.00	127.18	11.81%	New	3 Series	Commercial	Jan - 20
12	Jan - 20	Dec - 16	921.16	10.19	0.00	0.00	10.19	1.11%	New	5 Series	Commercial	Jan - 20
13	Feb - 20	Jan - 17	1,466.05	717.71	0.00	0.00	717.71	48.96%	New	3 Series	Commercial	Feb - 20
14	Feb - 20	Jan - 17	1,762.14	29.03	0.00	0.00	29.03	1.65%	New	X1 Series	Commercial	Feb - 20
15	Feb - 20	Jan - 17	974.72	250.98	0.00	0.00	250.98	25.75%	New	MINI Hatch	Commercial	Feb - 20
16	Mar - 20	Aug - 16	2,961.62	1,168.27	0.00	0.00	1,168.27	39.45%	New	5 Series	Commercial	Mar - 20
17	Mar - 20	Feb - 17	941.90	397.75	0.00	0.00	397.75	42.23%	New	MINI Hatch	Private Individual	Mar - 20
18	Mar - 20	Feb - 17	1,278.67	271.03	0.00	0.00	271.03	21.20%	New	1 Series	Commercial	Mar - 20
19	Mar - 20	Feb - 17	1,898.74	173.92	0.00	0.00	173.92	9.16%	New	5 Series	Commercial	Mar - 20
20	Mar - 20	Feb - 17	1,613.27	138.76	0.00	0.00	138.76	8.60%	New	1 Series	Commercial	Mar - 20
21	Apr - 20	Mar - 17	2,036.16	11.44	0.00	0.00	11.44	0.56%	New	5 Series	Commercial	Apr - 20
22	Apr - 20	Mar - 17	3,053.02	17.16	0.00	0.00	17.16	0.56%	New	2 Series	Commercial	Apr - 20
23	Apr - 20	Mar - 17	2,148.66	12.08	0.00	0.00	12.08	0.56%	New	3 Series	Commercial	Apr - 20
24	Apr - 20	Mar - 17	2,287.95	742.83	0.00	0.00	742.83	32.47%	New	X1 Series	Commercial	Apr - 20
25	Apr - 20	Mar - 17	4,124.86	23.18	0.00	0.00	23.18	0.56%	New	X3 Series	Commercial	Apr - 20
26	Apr - 20	Mar - 17	2,781.04	15.63	0.00	0.00	15.63	0.56%	Used	4 Series	Private Individual	Apr - 20
27	Apr - 20	Mar - 17	3,877.32	21.79	0.00	0.00	21.79	0.56%	New	X1 Series	Commercial	Apr - 20
28	Apr - 20	Mar - 17	2,435.29	13.69	0.00	0.00	13.69	0.56%	New	MINI Clubman	Private Individual	Apr - 20
29	Apr - 20	Mar - 17	2,760.82	15.52	0.00	0.00	15.52	0.56%	New	3 Series	Commercial	Apr - 20
30	Apr - 20	Mar - 17	2,067.47	11.62	0.00	0.00	11.62	0.56%	New	2 Series	Private Individual	Apr - 20
31	Apr - 20	Mar - 17	2,880.32	16.19	0.00	0.00	16.19	0.56%	New	X3 Series	Commercial	Apr - 20

Compartment German Auto Leases 5

Monthly Investor Report



Rolls-Royce
Motor Cars Limited

Reporting Date	Oct 09, 2020
Payment Date	Oct 20, 2020
Period No	13
Monthly Period	Sept, 2020
Interest Period from	Sept 21, 2020 to Oct 20, 2020 = 29 days

8b. Defaulted Amount & Recovery Amount - Lease Level Data* (Out of Deal)

	Month / Year of Default	Month / Year of Lease Origination	Discounted Lease Balance (Initial)	Discounted Lease Balance at Default **	Recovery (Current Period)	Recovery Total	Discounted Lease Balance End of Period	Net Loss in %	Vehicle Type (New / Used)	Vehicle Class	Customer Type	Out of Deal (Month / Year)
32	Apr - 20	Mar - 17	2,103.12	11.82	0.00	0.00	11.82	0.56%	New	5 Series	Commercial	Apr - 20
33	Apr - 20	Mar - 17	2,668.78	15.00	0.00	0.00	15.00	0.56%	New	X1 Series	Commercial	Apr - 20
34	Apr - 20	Mar - 17	2,468.80	13.88	0.00	0.00	13.88	0.56%	New	1 Series	Commercial	Apr - 20
35	Apr - 20	Mar - 17	2,975.45	16.72	0.00	0.00	16.72	0.56%	New	5 Series	Commercial	Apr - 20
36	Apr - 20	Mar - 17	2,962.88	16.65	0.00	0.00	16.65	0.56%	New	MINI Clubman	Commercial	Apr - 20
37	Apr - 20	Mar - 17	2,050.09	129.29	0.00	0.00	129.29	6.31%	New	1 Series	Private Individual	Apr - 20
38	Apr - 20	Mar - 17	2,017.64	1,086.60	0.00	0.00	1,086.60	53.85%	New	3 Series	Commercial	Apr - 20
39	Apr - 20	Mar - 17	3,007.17	113.55	0.00	0.00	113.55	3.78%	New	X1 Series	Commercial	Apr - 20
40	Apr - 20	Mar - 17	4,072.73	316.19	0.00	0.00	316.19	7.76%	New	5 Series	Commercial	Apr - 20
41	Apr - 20	Mar - 17	6,244.38	454.76	0.00	0.00	454.76	7.28%	New	X5 Series	Commercial	Apr - 20
42	Apr - 20	Mar - 17	2,885.20	449.48	0.00	0.00	449.48	15.58%	New	1 Series	Commercial	Apr - 20
43	Apr - 20	Mar - 18	4,911.32	27.60	0.00	0.00	27.60	0.56%	Used	X5 Series	Commercial	Apr - 20
44	Apr - 20	May - 18	1,086.81	216.93	0.00	0.00	216.93	19.96%	New	1 Series	Private Individual	Apr - 20
45	May - 20	Mar - 17	1,748.81	80.81	0.00	0.00	80.81	4.62%	New	MINI Clubman	Private Individual	May - 20
46	May - 20	Apr - 17	2,808.49	406.58	0.00	0.00	406.58	14.48%	New	MINI Hatch	Commercial	May - 20
47	May - 20	Apr - 17	2,596.99	731.34	0.00	0.00	731.34	28.16%	Used	7 Series	Private Individual	May - 20
48	May - 20	Apr - 17	3,130.65	29.83	0.00	0.00	29.83	0.95%	New	X1 Series	Commercial	May - 20
49	May - 20	Apr - 17	2,019.94	47.46	0.00	0.00	47.46	2.35%	New	3 Series	Commercial	May - 20
50	May - 20	May - 17	1,615.54	457.02	0.00	0.00	457.02	28.29%	New	2 Series	Commercial	May - 20
51	May - 20	May - 17	1,725.09	491.84	0.00	0.00	491.84	28.51%	New	1 Series	Private Individual	May - 20
52	May - 20	May - 17	18,598.59	6,096.73	0.00	0.00	6,096.73	32.78%	New	7 Series	Commercial	May - 20
53	May - 20	Nov - 17	9,760.23	4,114.65	0.00	0.00	4,114.65	42.16%	New	X5 Series	Commercial	May - 20
54	May - 20	Apr - 18	7,494.79	2,264.43	0.00	0.00	2,264.43	30.21%	New	5 Series	Commercial	May - 20
55	May - 20	Apr - 18	1,259.72	597.69	0.00	0.00	597.69	47.45%	New	MINI Clubman	Private Individual	May - 20
56	June - 20	Apr - 17	4,647.61	604.64	0.00	0.00	604.64	13.01%	New	5 Series	Commercial	June - 20
57	June - 20	May - 17	7,241.87	80.66	0.00	0.00	80.66	1.11%	New	5 Series	Private Individual	June - 20
58	June - 20	May - 17	5,652.49	1,585.51	0.00	0.00	1,585.51	28.05%	New	X5 Series	Commercial	June - 20
59	June - 20	May - 17	4,245.11	17.31	0.00	0.00	17.31	0.41%	New	i3 Series	Commercial	June - 20
60	June - 20	June - 17	8,203.55	657.00	0.00	0.00	657.00	8.01%	New	X5 Series	Commercial	June - 20
61	June - 20	May - 18	3,721.76	386.06	0.00	0.00	386.06	10.37%	New	X1 Series	Commercial	June - 20
62	July - 20	May - 17	4,754.34	940.99	0.00	0.00	940.99	19.79%	Used	5 Series	Commercial	July - 20

Compartment German Auto Leases 5

Monthly Investor Report



Rolls-Royce
Motor Cars Limited

Reporting Date Oct 09, 2020
 Payment Date Oct 20, 2020
 Period No 13
 Monthly Period Sept, 2020
 Interest Period from Sept 21, 2020 to Oct 20, 2020 = 29 days

8b. Defaulted Amount & Recovery Amount - Lease Level Data* (Out of Deal)

	Month / Year of Default	Month / Year of Lease Origination	Discounted Lease Balance (Initial)	Discounted Lease Balance at Default **	Recovery (Current Period)	Recovery Total	Discounted Lease Balance End of Period	Net Loss in %	Vehicle Type (New / Used)	Vehicle Class	Customer Type	Out of Deal (Month / Year)
63	July - 20	May - 17	1,451.61	440.43	0.00	0.00	440.43	30.34%	New	MINI Hatch	Commercial	July - 20
64	July - 20	May - 17	1,930.10	170.99	0.00	0.00	170.99	8.86%	New	1 Series	Commercial	July - 20
65	July - 20	May - 17	8,185.48	725.15	0.00	0.00	725.15	8.86%	Used	7 Series	Commercial	July - 20
66	July - 20	May - 17	5,125.15	28.15	0.00	0.00	28.15	0.55%	New	X1 Series	Commercial	July - 20
67	July - 20	June - 17	3,409.40	747.64	0.00	0.00	747.64	21.93%	New	2 Series	Commercial	July - 20
68	July - 20	June - 17	6,334.65	162.29	0.00	0.00	162.29	2.56%	New	X6 Series	Commercial	July - 20
69	July - 20	June - 17	4,175.65	565.45	0.00	0.00	565.45	13.54%	New	X1 Series	Commercial	July - 20
70	July - 20	June - 17	1,331.49	449.76	0.00	0.00	449.76	33.78%	New	1 Series	Private Individual	July - 20
71	July - 20	June - 17	2,919.01	11.23	0.00	0.00	11.23	0.38%	New	1 Series	Commercial	July - 20
72	July - 20	June - 17	2,418.51	365.27	0.00	0.00	365.27	15.10%	New	MINI Clubman	Commercial	July - 20
73	July - 20	June - 17	2,623.24	535.51	0.00	0.00	535.51	20.41%	New	X1 Series	Private Individual	July - 20
74	July - 20	June - 17	5,382.99	3,022.16	0.00	0.00	3,022.16	56.14%	New	2 Series	Commercial	July - 20
75	July - 20	July - 17	5,477.19	11.51	0.00	0.00	11.51	0.21%	New	MINI Hatch	Commercial	July - 20
76	July - 20	Dec - 17	9,872.19	41.44	0.00	0.00	41.44	0.42%	New	X4 Series	Commercial	July - 20
77	July - 20	Dec - 18	3,185.25	48.51	0.00	0.00	48.51	1.52%	New	i3 Series	Private Individual	July - 20
78	July - 20	Dec - 18	1,498.33	21.62	0.00	0.00	21.62	1.44%	New	i3 Series	Private Individual	July - 20
79	Aug - 20	July - 15	5,702.78	590.48	0.00	0.00	590.48	10.35%	Used	4 Series	Commercial	Aug - 20
80	Aug - 20	June - 17	6,733.53	1,138.43	0.00	0.00	1,138.43	16.91%	New	4 Series	Commercial	Aug - 20
81	Aug - 20	June - 17	6,890.10	1,910.70	0.00	0.00	1,910.70	27.73%	New	X5 Series	Commercial	Aug - 20
82	Aug - 20	July - 17	2,579.53	986.98	0.00	0.00	986.98	38.26%	New	2 Series	Commercial	Aug - 20
83	Aug - 20	July - 17	3,393.10	1,008.74	0.00	0.00	1,008.74	29.73%	New	2 Series	Commercial	Aug - 20
84	Aug - 20	July - 17	2,299.16	415.43	0.00	0.00	415.43	18.07%	New	1 Series	Commercial	Aug - 20
85	Aug - 20	July - 17	12,264.25	1,058.23	0.00	0.00	1,058.23	8.63%	New	X5 Series	Commercial	Aug - 20
86	Aug - 20	July - 17	2,316.36	716.34	0.00	0.00	716.34	30.93%	New	1 Series	Commercial	Aug - 20
87	Aug - 20	July - 17	2,309.89	227.39	0.00	0.00	227.39	9.84%	New	3 Series	Commercial	Aug - 20
88	Aug - 20	July - 17	1,617.61	163.14	0.00	0.00	163.14	10.09%	New	MINI Clubman	Commercial	Aug - 20
89	Aug - 20	July - 17	4,867.35	464.16	0.00	0.00	464.16	9.54%	New	3 Series	Commercial	Aug - 20
90	Aug - 20	July - 17	4,355.64	18.80	0.00	0.00	18.80	0.43%	New	MINI Hatch	Private Individual	Aug - 20
91	Aug - 20	July - 17	7,931.54	259.85	0.00	0.00	259.85	3.28%	New	5 Series	Commercial	Aug - 20
92	Aug - 20	July - 17	6,525.84	87.18	0.00	0.00	87.18	1.34%	New	X3 Series	Commercial	Aug - 20
93	Aug - 20	July - 17	4,888.05	2,100.60	0.00	0.00	2,100.60	42.97%	New	3 Series	Commercial	Aug - 20



Rolls-Royce
Motor Cars Limited

Reporting Date	Oct 09, 2020
Payment Date	Oct 20, 2020
Period No	13
Monthly Period	Sept, 2020
Interest Period from	Sept 21, 2020 to Oct 20, 2020 = 29 days

8b. Defaulted Amount & Recovery Amount - Lease Level Data* (Out of Deal)

	Month / Year of Default	Month / Year of Lease Origination	Discounted Lease Balance (Initial)	Discounted Lease Balance at Default **	Recovery (Current Period)	Recovery Total	Discounted Lease Balance End of Period	Net Loss in %	Vehicle Type (New / Used)	Vehicle Class	Customer Type	Out of Deal (Month / Year)
94	Aug - 20	July - 17	3,856.32	758.18	0.00	0.00	758.18	19.66%	New	4 Series	Commercial	Aug - 20
95	Aug - 20	July - 18	4,835.37	432.47	0.00	0.00	432.47	8.94%	New	3 Series	Commercial	Aug - 20
96	Aug - 20	July - 18	4,835.37	432.47	0.00	0.00	432.47	8.94%	New	3 Series	Commercial	Aug - 20
97	Aug - 20	July - 18	4,394.28	452.17	0.00	0.00	452.17	10.29%	Used	5 Series	Commercial	Aug - 20
98	Aug - 20	July - 18	2,487.42	491.36	0.00	0.00	491.36	19.75%	New	3 Series	Commercial	Aug - 20
99	Aug - 20	July - 18	2,487.42	491.36	0.00	0.00	491.36	19.75%	New	3 Series	Commercial	Aug - 20
100	Aug - 20	July - 18	4,535.89	1,359.47	0.00	0.00	1,359.47	29.97%	New	3 Series	Commercial	Aug - 20
101	Aug - 20	Aug - 18	9,501.74	3,258.63	0.00	0.00	3,258.63	34.30%	New	7 Series	Commercial	Aug - 20
102	Sept - 20	Aug - 17	4,175.94	350.51	0.00	0.00	350.51	8.39%	New	MINI Hatch	Private Individual	Sept - 20
103	Sept - 20	Aug - 17	8,650.51	4,809.73	0.00	0.00	4,809.73	55.60%	Used	X5 Series	Commercial	Sept - 20
104	Sept - 20	Aug - 17	7,440.48	59.94	0.00	0.00	59.94	0.81%	New	4 Series	Commercial	Sept - 20
105	Sept - 20	Aug - 17	5,014.16	465.00	0.00	0.00	465.00	9.27%	New	X1 Series	Commercial	Sept - 20
106	Sept - 20	Feb - 19	1,150.85	31.62	0.00	0.00	31.62	2.75%	New	i3 Series	Commercial	Sept - 20

*Applicable only if leases have defaulted. Does not include defaulted amounts less than 10 EUR.

**This amount mostly includes proceeds from vehicle sale.



Reporting Date	Oct 09, 2020
Payment Date	Oct 20, 2020
Period No	13
Monthly Period	Sept, 2020
Interest Period from	Sept 21, 2020 to Oct 20, 2020 = 29 days

9. Outstanding Notes Balance

1. Note balance	All Notes	Class A	Class B	
Initial note information				
ISIN code		XS2009039863	XS2009040283	
Currency		EUR	EUR	
Legal final maturity		Sept 2026	Sept 2026	
Rating (Fitch / Moody's / S&P/ DBRS)		AAA / Aaa / N/A / N/A	N/A / N/A / N/A / N/A	
Initial notes aggregate principal outstanding balance	991,800,000.00	900,000,000.00	91,800,000.00	
Nominal amount per note in EUR		100,000.00	100,000.00	
Initial number of notes per class in EUR		9,000	918	
Current Note Information				
Notes aggregate principal outstanding balance in EUR - BoP	481,516,440.34	389,716,440.34	91,800,000.00	
Available distribution amount in EUR	42,376,316.02			
Redemption per class in EUR		37,226,595.54	0.00	
Redemption per note in EUR		4,136.29	0.00	
Notes aggregate principal outstanding balance in EUR - EoP	444,289,844.80	352,489,844.80	91,800,000.00	
Current pool factor		0.39	1.00	
2. Payments to investor per note				
		Class A	Class B	
Interest Type		Floating Rate	Fixed Rate	
Reference Rate		1M_EURIBOR	NONE	
Actual Interest Rate		-0.529%	NONE	
Spread		0.700%	0.00%	
Coupon		0.171%	1.00%	
Day count fraction		Actual/360	Actual/360	
Interest days		29 days	29 days	
Principal outstanding per note in EUR - BoP		43,301.83	100,000.00	
Principal repayment per note in EUR		4,136.29	0.00	
Principal outstanding per note in EUR - EoP		39,165.54	100,000.00	
Interest payment per Note in EUR		5.96	80.56	
3. Credit enhancement				
	Initial Period	Initial CE	Current Period	Current CE
Class A	900,000,000.00	9.76%	352,489,844.80	26.49%
Class B	91,800,000.00	0.50%	91,800,000.00	7.07%
Cash Reserve (+ Overcollateralisation)	5,000,000.00	-	33,399,949.75	-

BMW Bank GmbH complies with the retention requirement of a material net economic interest in accordance with article 6 of the Securitisation Regulation. A minimum of 5.0% of the net economic interest will be retained on an ongoing basis in form of retention of the Class B Notes and Subordinated Loan.

Compartment German Auto Leases 5

Monthly Investor Report

**BMW
GROUP**



Rolls-Royce
Motor Cars Limited

Reporting Date	Oct 09, 2020
Payment Date	Oct 20, 2020
Period No	13
Monthly Period	Sept, 2020
Interest Period from	Sept 21, 2020 to Oct 20, 2020 = 29 days

9. Outstanding Notes Balance (Cont')

Clean-Up Call Option

If the aggregate outstanding principal balance has been reduced to less than 10.00% of the aggregate outstanding principal balance at the Issue Date, the seller will have the option under the Receivables Purchase Agreement to acquire all outstanding purchased receivables.

Aggregate outstanding principal balance at end of period

472,689,794.55

Clean-Up option exercisable

No

Compartment German Auto Leases 5

Monthly Investor Report



Rolls-Royce
Motor Cars Limited

Reporting Date	Oct 09, 2020
Payment Date	Oct 20, 2020
Period No	13
Monthly Period	Sept, 2020
Interest Period from	Sept 21, 2020 to Oct 20, 2020 = 29 days

10. Initial Aggregate Lease Balance

Initial Portfolio

Group in EUR	Initial Aggregate Lease Balance in EUR	Initial Aggregate Lease Balance in %	Number of Contracts	Number of Contracts in %
0,00 - 5.000,00	36,058,072.02	2.30%	10,125	8.81%
5.000,01 - 10.000,00	306,777,619.76	19.61%	40,577	35.29%
10.000,01 - 15.000,00	330,338,466.84	21.11%	26,985	23.47%
15.000,01 - 20.000,00	268,921,280.76	17.19%	15,574	13.55%
20.000,01 - 25.000,00	206,765,167.38	13.22%	9,281	8.07%
25.000,01 - 30.000,00	154,999,780.66	9.91%	5,699	4.96%
30.000,01 - 35.000,00	92,834,426.92	5.93%	2,886	2.51%
35.000,01 - 40.000,00	64,789,592.61	4.14%	1,743	1.52%
40.000,01 - 45.000,00	36,564,672.68	2.34%	865	0.75%
45.000,01 - 50.000,00	25,971,020.43	1.66%	549	0.48%
50.000,01 - 55.000,00	15,279,536.94	0.98%	292	0.25%
55.000,01 - 60.000,00	10,346,768.10	0.66%	181	0.16%
> 60.000,00	14,931,749.38	0.95%	218	0.19%
Total	1,564,578,154.48	100.00%	114,975	100.00%

WA: 13,607.99
 MIN : 56.16
 MAX: 101,223.00

Compartment German Auto Leases 5

Monthly Investor Report



Rolls-Royce
Motor Cars Limited

Reporting Date	Oct 09, 2020
Payment Date	Oct 20, 2020
Period No	13
Monthly Period	Sept, 2020
Interest Period from	Sept 21, 2020 to Oct 20, 2020 = 29 days

10. Initial Aggregate Lease Balance (Cont')

Portfolio as of: Sept 30, 2020

Group in EUR	Initial Aggregate Lease Balance in EUR	Initial Aggregate Lease Balance in %	Number of Contracts	Number of Contracts in %
< 0,00	0.00	0.00%	0	0.00%
0,00 - 5.000,00	29,656,400.39	2.28%	8,337	8.63%
5.000,01 - 10.000,00	262,119,902.82	20.18%	34,623	35.86%
10.000,01 - 15.000,00	280,910,934.99	21.63%	22,970	23.79%
15.000,01 - 20.000,00	224,789,787.30	17.31%	13,021	13.49%
20.000,01 - 25.000,00	169,856,086.33	13.08%	7,627	7.90%
25.000,01 - 30.000,00	126,999,038.87	9.78%	4,672	4.84%
30.000,01 - 35.000,00	74,407,972.69	5.73%	2,313	2.40%
35.000,01 - 40.000,00	49,459,994.29	3.81%	1,331	1.38%
40.000,01 - 45.000,00	28,879,790.20	2.22%	683	0.71%
45.000,01 - 50.000,00	21,164,632.16	1.63%	447	0.46%
50.000,01 - 55.000,00	12,499,944.60	0.96%	239	0.25%
55.000,01 - 60.000,00	7,595,162.40	0.58%	133	0.14%
> 60.000,00	10,585,983.54	0.81%	156	0.16%
Total	1,298,925,630.58	100.00%	96,552	100.00%

WA: 13,453.12
 MIN: 56.16
 MAX: 101,223.00

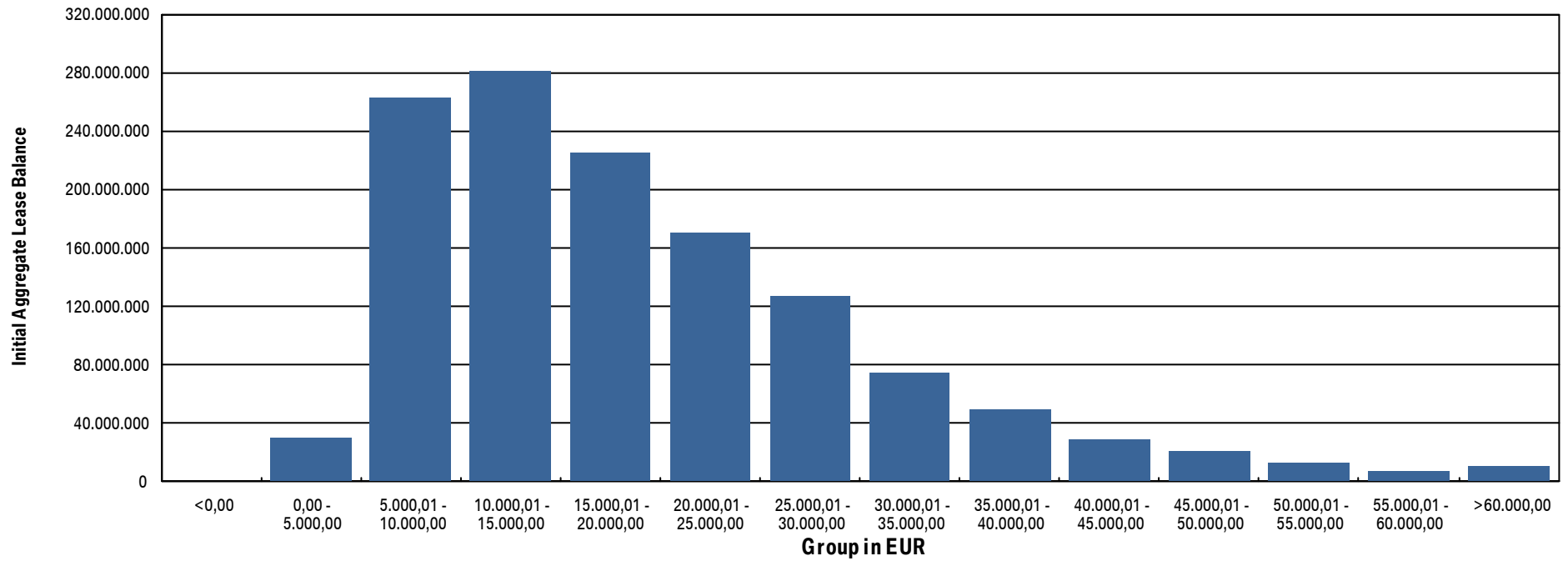


Rolls-Royce
Motor Cars Limited

Reporting Date	Oct 09, 2020		
Payment Date	Oct 20, 2020		
Period No	13		
Monthly Period	Sept, 2020		
Interest Period from	Sept 21, 2020	to	Oct 20, 2020 = 29 days

10.a Initial Aggregate Lease Balance (Graph)

Portfolio as of: Sept 30, 2020



Compartment German Auto Leases 5

Monthly Investor Report



Rolls-Royce
Motor Cars Limited

Reporting Date	Oct 09, 2020
Payment Date	Oct 20, 2020
Period No	13
Monthly Period	Sept, 2020
Interest Period from	Sept 21, 2020 to Oct 20, 2020 = 29 days

11. Aggregate Discounted Lease Balance

Initial Portfolio

Group in EUR	Current Aggregate Discounted Lease Balance in EUR	Current Aggregate Discounted Lease Balance in %	Number of Contracts	Number of Contracts in %
0,00 - 5.000,00	117,066,630.40	11.80%	38,636	33.60%
5.000,01 - 10.000,00	300,033,585.66	30.25%	41,669	36.24%
10.000,01 - 15.000,00	227,724,003.50	22.96%	18,674	16.24%
15.000,01 - 20.000,00	149,934,461.94	15.12%	8,728	7.59%
20.000,01 - 25.000,00	83,572,395.20	8.43%	3,769	3.28%
25.000,01 - 30.000,00	44,742,041.04	4.51%	1,648	1.43%
30.000,01 - 35.000,00	28,299,882.94	2.85%	879	0.76%
35.000,01 - 40.000,00	17,955,569.99	1.81%	484	0.42%
40.000,01 - 45.000,00	11,332,182.22	1.14%	269	0.23%
45.000,01 - 50.000,00	6,121,886.54	0.62%	130	0.11%
50.000,01 - 55.000,00	2,306,487.18	0.23%	44	0.04%
55.000,01 - 60.000,00	1,425,688.86	0.14%	25	0.02%
> 60.000,00	1,285,175.33	0.13%	20	0.02%
Total	991,799,990.80	100.00%	114,975	100.00%

WA:	8,626.22
MIN :	49.41
MAX:	69,053.21

Compartment German Auto Leases 5

Monthly Investor Report



Rolls-Royce
Motor Cars Limited

Reporting Date	Oct 09, 2020
Payment Date	Oct 20, 2020
Period No	13
Monthly Period	Sept, 2020
Interest Period from	Sept 21, 2020 to Oct 20, 2020 = 29 days

11. Aggregate Discounted Lease Balance (Cont')

Portfolio as of : Sept 30, 2020

Group in EUR	Current Aggregate Discounted Lease Balance in EUR	Current Aggregate Discounted Lease Balance in %	Number of Contracts	Number of Contracts in %
0,00 - 5.000,00	149,986,989.75	31.73%	61,360	63.55%
5.000,01 - 10.000,00	175,143,127.97	37.05%	25,020	25.91%
10.000,01 - 15.000,00	82,651,107.03	17.49%	6,905	7.15%
15.000,01 - 20.000,00	35,722,539.77	7.56%	2,094	2.17%
20.000,01 - 25.000,00	16,192,850.87	3.43%	731	0.76%
25.000,01 - 30.000,00	8,188,304.34	1.73%	304	0.31%
30.000,01 - 35.000,00	2,793,898.03	0.59%	87	0.09%
35.000,01 - 40.000,00	1,260,513.69	0.27%	34	0.04%
40.000,01 - 45.000,00	458,437.67	0.10%	11	0.01%
45.000,01 - 50.000,00	189,501.01	0.04%	4	0.00%
50.000,01 - 55.000,00	102,524.42	0.02%	2	0.00%
55.000,01 - 60.000,00	0.00	0.00%	0	0.00%
> 60.000,00	0.00	0.00%	0	0.00%
Total	472,689,794.55	100.00%	96,552	100.00%

WA: 4,895.70
 MIN : 0.00
 MAX: 51,984.96

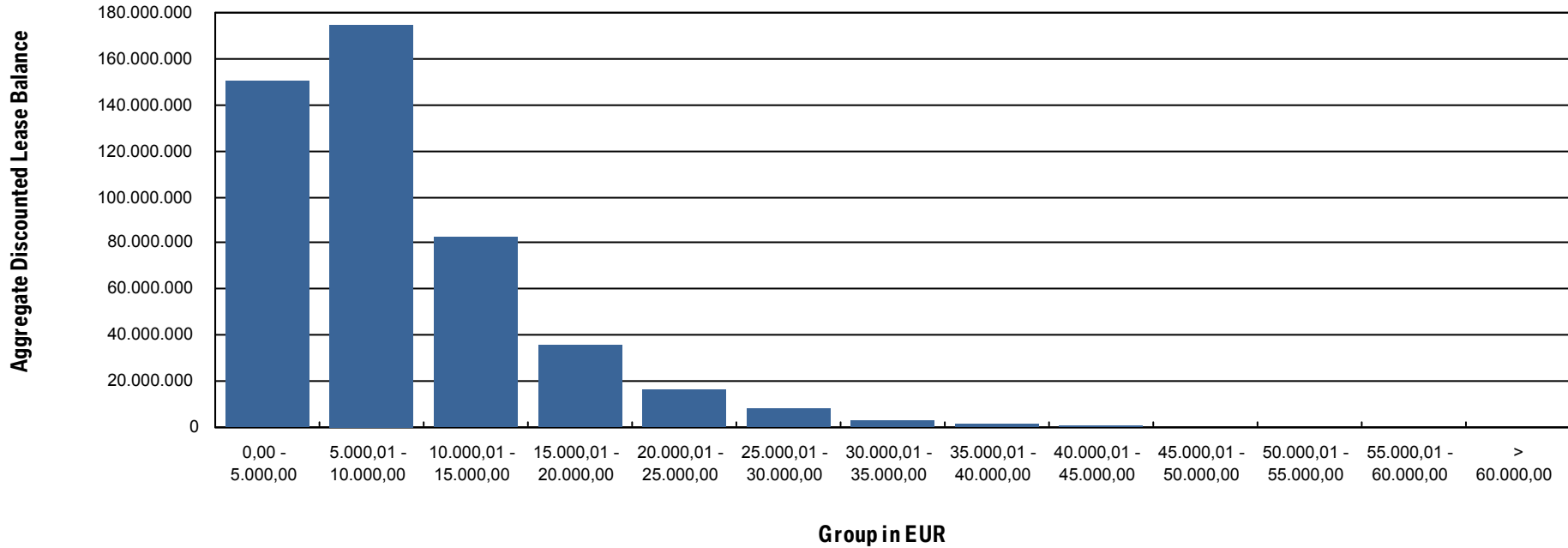


Rolls-Royce
Motor Cars Limited

Reporting Date	Oct 09, 2020		
Payment Date	Oct 20, 2020		
Period No	13		
Monthly Period	Sept, 2020		
Interest Period from	Sept 21, 2020	to	Oct 20, 2020 = 29 days

11. a Aggregate Discounted Lease Balance (Graph)

Portfolio as of: Sept 30, 2020



Compartment German Auto Leases 5

Monthly Investor Report



Rolls-Royce
Motor Cars Limited

Reporting Date	Oct 09, 2020
Payment Date	Oct 20, 2020
Period No	13
Monthly Period	Sept, 2020
Interest Period from	Sept 21, 2020 to Oct 20, 2020 = 29 days

12. Lessee Concentration

Portfolio as of: Sept 30, 2020

Lessee	Current Aggregate Discounted Lease Balance in EUR	Current Aggregate Discounted Lease Balance in %	Number of Contracts	Number of Contracts in %
1	165,683.24	0.04%	19	0.02%
2	153,148.71	0.03%	22	0.02%
3	108,357.65	0.02%	11	0.01%
4	100,677.24	0.02%	12	0.01%
5	98,285.18	0.02%	23	0.02%
6	96,894.53	0.02%	11	0.01%
7	96,846.63	0.02%	12	0.01%
8	95,304.76	0.02%	17	0.02%
9	92,386.68	0.02%	22	0.02%
10	89,729.59	0.02%	12	0.01%
11	89,657.28	0.02%	6	0.01%
12	87,504.15	0.02%	3	0.00%
13	85,618.98	0.02%	15	0.02%
14	85,169.49	0.02%	10	0.01%
15	84,713.53	0.02%	4	0.00%
16	84,086.85	0.02%	11	0.01%
17	80,130.07	0.02%	4	0.00%
18	79,940.35	0.02%	6	0.01%
19	78,542.44	0.02%	5	0.01%
20	77,336.48	0.02%	9	0.01%
Total	1,930,013.83	0.41%	234	0.24%

Total Portfolio Balance:	472,689,794.55
---------------------------------	----------------



Rolls-Royce
Motor Cars Limited

Reporting Date	Oct 09, 2020
Payment Date	Oct 20, 2020
Period No	13
Monthly Period	Sept, 2020
Interest Period from	Sept 21, 2020 to Oct 20, 2020 = 29 days

13. Geographical Distribution

Initial Portfolio

Group in Region	Current Aggregate Discounted Lease Balance in EUR	Current Aggregate Discounted Lease Balance in %	Number of Contracts	Number of Contracts in %
Post Code Area 0	44,335,274.36	4.47%	4,707	4.09%
Post Code Area 1	49,975,662.61	5.04%	5,452	4.74%
Post Code Area 2	89,521,945.29	9.03%	10,207	8.88%
Post Code Area 3	94,665,728.11	9.54%	11,024	9.59%
Post Code Area 4	117,609,292.26	11.86%	13,547	11.78%
Post Code Area 5	104,429,678.28	10.53%	12,072	10.50%
Post Code Area 6	121,372,250.95	12.24%	14,604	12.70%
Post Code Area 7	129,907,283.26	13.10%	15,875	13.81%
Post Code Area 8	146,475,987.85	14.77%	17,031	14.81%
Post Code Area 9	93,506,887.83	9.43%	10,456	9.09%
Total	991,799,990.80	100.00%	114,975	100.00%

Compartment German Auto Leases 5

Monthly Investor Report



Rolls-Royce
Motor Cars Limited

Reporting Date	Oct 09, 2020
Payment Date	Oct 20, 2020
Period No	13
Monthly Period	Sept, 2020
Interest Period from	Sept 21, 2020 to Oct 20, 2020 = 29 days

13. Geographical Distribution (Cont')

Portfolio as of: Sept 30, 2020

Group in Region	Current Aggregate Discounted Lease Balance in EUR	Current Aggregate Discounted Lease Balance in %	Number of Contracts	Number of Contracts in %
Post Code Area 0	21,445,366.50	4.54%	3,923	4.06%
Post Code Area 1	24,182,950.20	5.12%	4,634	4.80%
Post Code Area 2	42,606,900.15	9.01%	8,536	8.84%
Post Code Area 3	45,488,659.02	9.62%	9,359	9.69%
Post Code Area 4	56,352,831.58	11.92%	11,529	11.94%
Post Code Area 5	49,706,524.49	10.52%	10,121	10.48%
Post Code Area 6	57,723,792.76	12.21%	12,199	12.63%
Post Code Area 7	62,194,015.41	13.16%	13,332	13.81%
Post Code Area 8	68,404,370.50	14.47%	14,121	14.63%
Post Code Area 9	44,512,189.29	9.42%	8,783	9.10%
Post Code Area Others	72,194.65	0.02%	15	0.02%
Total	472,689,794.55	100.00%	96,552	100.00%

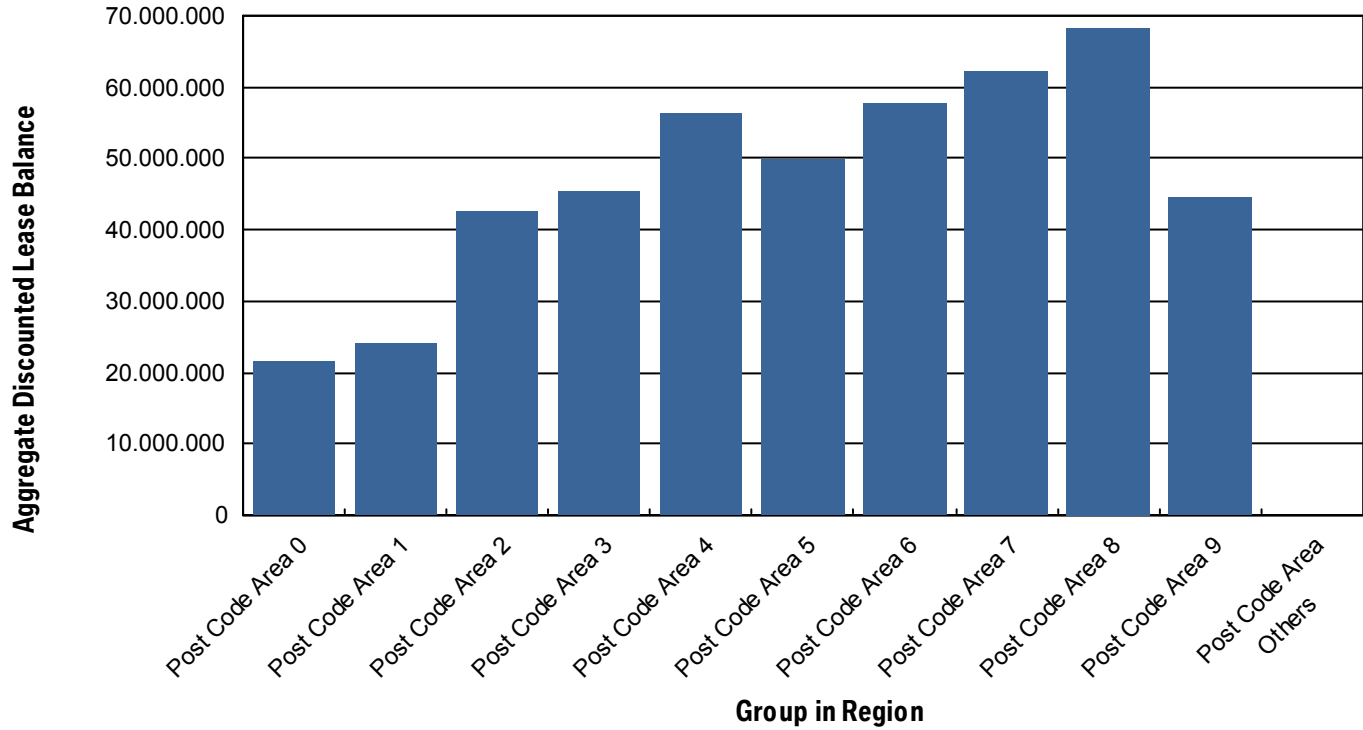


Rolls-Royce
Motor Cars Limited

Reporting Date	Oct 09, 2020		
Payment Date	Oct 20, 2020		
Period No	13		
Monthly Period	Sept, 2020		
Interest Period from	Sept 21, 2020	to	Oct 20, 2020 = 29 days

13.a Geographical Distribution (Graph)

Portfolio as of: Sept 30, 2020





Rolls-Royce
Motor Cars Limited

Reporting Date	Oct 09, 2020
Payment Date	Oct 20, 2020
Period No	13
Monthly Period	Sept, 2020
Interest Period from	Sept 21, 2020 to Oct 20, 2020 = 29 days

14. Object Type

Initial Portfolio

Vehicle Type	Current Aggregate Discounted Lease Balance in EUR	Current Aggregate Discounted Lease Balance in %	Number of Contracts	Number of Contracts in %
New *	981,300,414.20	98.94%	113,534	98.75%
Used	10,499,576.60	1.06%	1,441	1.25%
Total	991,799,990.80	100.00%	114,975	100.00%

*New Car: include, for the avoidance of doubt, demonstration cars.

Customer Type	Current Aggregate Discounted Lease Balance in EUR	Current Aggregate Discounted Lease Balance in %	Number of Contracts	Number of Contracts in %
Commercial **	573,789,891.30	57.85%	52,369	45.55%
Private Individual	418,010,099.50	42.15%	62,606	54.45%
Total	991,799,990.80	100.00%	114,975	100.00%

**Commercial: include, for the avoidance of doubt, self-employed individuals.

Compartment German Auto Leases 5

Monthly Investor Report



Rolls-Royce
Motor Cars Limited

Reporting Date	Oct 09, 2020
Payment Date	Oct 20, 2020
Period No	13
Monthly Period	Sept, 2020
Interest Period from	Sept 21, 2020 to Oct 20, 2020 = 29 days

14. Object Type (Cont')

Portfolio as of: Sept 30, 2020

Vehicle Type	Current Aggregate Discounted Lease Balance in EUR	Current Aggregate Discounted Lease Balance in %	Number of Contracts	Number of Contracts in %
New *	469,090,533.71	99.24%	95,587	99.00%
Used	3,599,260.84	0.76%	965	1.00%
Total	472,689,794.55	100.00%	96,552	100.00%

*New Car: include, for the avoidance of doubt, demonstration cars.

Customer Type	Current Aggregate Discounted Lease Balance in EUR	Current Aggregate Discounted Lease Balance in %	Number of Contracts	Number of Contracts in %
Commercial **	265,476,204.48	56.16%	42,685	44.21%
Private Individual	207,213,590.07	43.84%	53,867	55.79%
Total	472,689,794.55	100.00%	96,552	100.00%

**Commercial: include, for the avoidance of doubt, self-employed individuals.



Rolls-Royce
Motor Cars Limited

Reporting Date	Oct 09, 2020
Payment Date	Oct 20, 2020
Period No	13
Monthly Period	Sept, 2020
Interest Period from	Sept 21, 2020 to Oct 20, 2020 = 29 days

15. Delinquencies

Initial Portfolio

Days Past Due	Current Aggregate Discounted Lease Balance in EUR	Current Aggregate Discounted Lease Balance in %	Number of Contracts	Number of Contracts in %
1 - 30	0.00	0.00%	0	0.00%
31 - 60	0.00	0.00%	0	0.00%
61 - 90	0.00	0.00%	0	0.00%
91 - 120	0.00	0.00%	0	0.00%
> 120	0.00	0.00%	0	0.00%
Total	0.00	0.00%	0	0.00%

Portfolio as of : Sept 30, 2020

Days Past Due	Current Aggregate Discounted Lease Balance in EUR	Current Aggregate Discounted Lease Balance in %	Number of Contracts	Number of Contracts in %
1 - 30	1,023,688.27	0.22%	174	0.18%
31 - 60	433,598.35	0.09%	62	0.06%
61 - 90	255,939.63	0.05%	46	0.05%
91 - 120	327,323.96	0.07%	41	0.04%
> 120	645,641.20	0.14%	82	0.08%
Total	2,686,191.41	0.57%	405	0.42%



Rolls-Royce
Motor Cars Limited

Reporting Date	Oct 09, 2020
Payment Date	Oct 20, 2020
Period No	13
Monthly Period	Sept, 2020
Interest Period from	Sept 21, 2020 to Oct 20, 2020 = 29 days

15. a Delinquency Analysis

Monthly Period	Performing in EUR	Delinquencies			
		31-60 Days Past Due in EUR	61-90 Days Past Due in EUR	91-120 Days Past Due in EUR	>120 Days Past Due in EUR
Sept - 19	949,060,913.78	0.00	0.00	0.00	0.00
Oct - 19	905,074,862.98	430,048.09	0.00	0.00	0.00
Nov - 19	862,433,221.76	395,430.05	219,122.49	0.00	0.00
Dec - 19	819,781,184.83	480,537.47	221,808.75	172,062.45	0.00
Jan - 20	778,006,650.42	650,370.76	237,342.00	165,813.61	76,511.32
Feb - 20	736,979,249.42	610,590.70	462,434.50	140,176.79	204,975.42
Mar - 20	696,169,194.27	570,536.08	343,140.42	353,776.19	240,666.62
Apr - 20	656,727,293.25	979,192.16	460,802.81	217,136.72	423,789.63
May - 20	615,105,435.92	4,003,307.76	688,765.22	278,426.98	328,553.70
June - 20	577,229,635.12	2,300,151.56	1,983,893.09	578,176.16	365,902.68
July - 20	542,051,368.50	652,514.46	1,232,826.58	543,681.32	584,539.09
Aug - 20	506,182,916.55	649,586.62	431,646.79	694,992.64	663,280.63
Sept - 20	471,027,291.41	433,598.35	255,939.63	327,323.96	645,641.20

Compartment German Auto Leases 5

Monthly Investor Report



Rolls-Royce
Motor Cars Limited

Reporting Date	Oct 09, 2020
Payment Date	Oct 20, 2020
Period No	13
Monthly Period	Sept, 2020
Interest Period from	Sept 21, 2020 to Oct 20, 2020 = 29 days

16. Seasoning

Initial Portfolio

Group in Months	Current Aggregate Discounted Lease Balance in EUR	Current Aggregate Discounted Lease Balance in %	Number of Contracts	Number of Contracts in %
<= 6	475,728,903.58	47.97%	41,070	35.72%
> 6 - <= 12	303,658,497.45	30.62%	34,847	30.31%
> 12 - <= 24	177,761,257.42	17.92%	27,268	23.72%
> 24 - <= 36	33,169,828.64	3.34%	11,344	9.87%
> 36 - <= 42	1,059,413.09	0.11%	310	0.27%
> 42 - <= 48	318,378.35	0.03%	104	0.09%
> 48 - <= 53	95,237.43	0.01%	25	0.02%
> 53	8,474.84	0.00%	7	0.01%
Total	991,799,990.80	100.00%	114,975	100.00%

WA: 8.67
 MIN : 2.00
 MAX: 57.00

Compartment German Auto Leases 5

Monthly Investor Report



Rolls-Royce
Motor Cars Limited

Reporting Date	Oct 09, 2020		
Payment Date	Oct 20, 2020		
Period No	13		
Monthly Period	Sept, 2020		
Interest Period from	Sept 21, 2020	to	Oct 20, 2020 = 29 days

16. Seasoning (Cont')

Portfolio as of : Sept 30, 2020

Group in Months	Current Aggregate Discounted Lease Balance in EUR	Current Aggregate Discounted Lease Balance in %	Number of Contracts	Number of Contracts in %
<= 6	0.00	0.00%	0	0.00%
> 6 - <= 12	0.00	0.00%	0	0.00%
> 12 - <= 24	416,513,682.01	88.12%	70,296	72.81%
> 24 - <= 36	55,192,333.99	11.68%	25,910	26.84%
> 36 - <= 42	642,450.22	0.14%	152	0.16%
> 42 - <= 48	259,213.45	0.05%	154	0.16%
> 48 - <= 53	63,712.88	0.01%	17	0.02%
> 53	18,402.00	0.00%	23	0.02%
Total	472,689,794.55	100.00%	96,552	100.00%

WA: 19.56
MIN : 13.00
MAX: 60.00

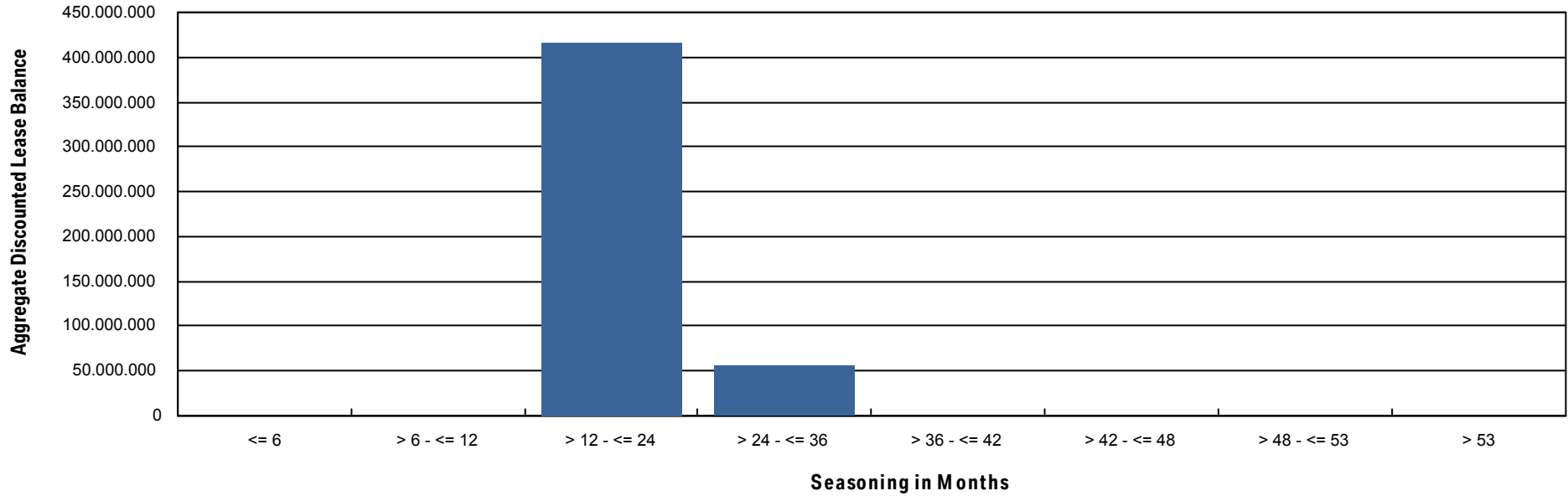


Rolls-Royce
Motor Cars Limited

Reporting Date	Oct 09, 2020		
Payment Date	Oct 20, 2020		
Period No	13		
Monthly Period	Sept, 2020		
Interest Period from	Sept 21, 2020	to	Oct 20, 2020 = 29 days

16.a Seasoning (Graph)

Portfolio as of: Sept 30, 2020



Compartment German Auto Leases 5

Monthly Investor Report



Rolls-Royce
Motor Cars Limited

Reporting Date	Oct 09, 2020
Payment Date	Oct 20, 2020
Period No	13
Monthly Period	Sept, 2020
Interest Period from	Sept 21, 2020 to Oct 20, 2020 = 29 days

17. Remaining Term

Initial Portfolio

Group in Months	Current Aggregate Discounted Lease Balance in EUR	Current Aggregate Discounted Lease Balance in %	Number of Contracts	Number of Contracts in %
<= 6	7,236,601.93	0.73%	4,899	4.26%
> 6 - <= 12	36,861,554.85	3.72%	9,905	8.61%
> 12 - <= 24	213,791,832.44	21.56%	31,533	27.43%
> 24 - <= 36	656,156,361.07	66.16%	63,626	55.34%
> 36 - <= 42	33,023,329.87	3.33%	2,389	2.08%
> 42 - <= 48	42,892,928.36	4.32%	2,523	2.19%
> 48 - <= 53	882,168.28	0.09%	50	0.04%
> 53	955,214.00	0.10%	50	0.04%
Total	991,799,990.80	100.00%	114,975	100.00%

WA: 27.94
 MIN : 3.00
 MAX: 58.00

Compartment German Auto Leases 5

Monthly Investor Report



Rolls-Royce
Motor Cars Limited

Reporting Date	Oct 09, 2020
Payment Date	Oct 20, 2020
Period No	13
Monthly Period	Sept, 2020
Interest Period from	Sept 21, 2020 to Oct 20, 2020 = 29 days

17. Remaining Term (Cont')

Portfolio as of: Sept 30, 2020

Group in Months	Current Aggregate Discounted Lease Balance in EUR	Current Aggregate Discounted Lease Balance in %	Number of Contracts	Number of Contracts in %
<= 6	17,704,523.47	3.75%	17,189	17.80%
> 6 - <= 12	64,740,839.60	13.70%	18,702	19.37%
> 12 - <= 24	341,773,070.61	72.30%	56,295	58.31%
> 24 - <= 36	47,292,754.04	10.01%	4,283	4.44%
> 36 - <= 42	771,523.92	0.16%	53	0.05%
> 42 - <= 48	407,082.91	0.09%	30	0.03%
> 48 - <= 53	0.00	0.00%	0	0.00%
> 53	0.00	0.00%	0	0.00%
Total	472,689,794.55	100.00%	96,552	100.00%

WA : 17.67
 MIN : 0.00
 MAX: 45.00

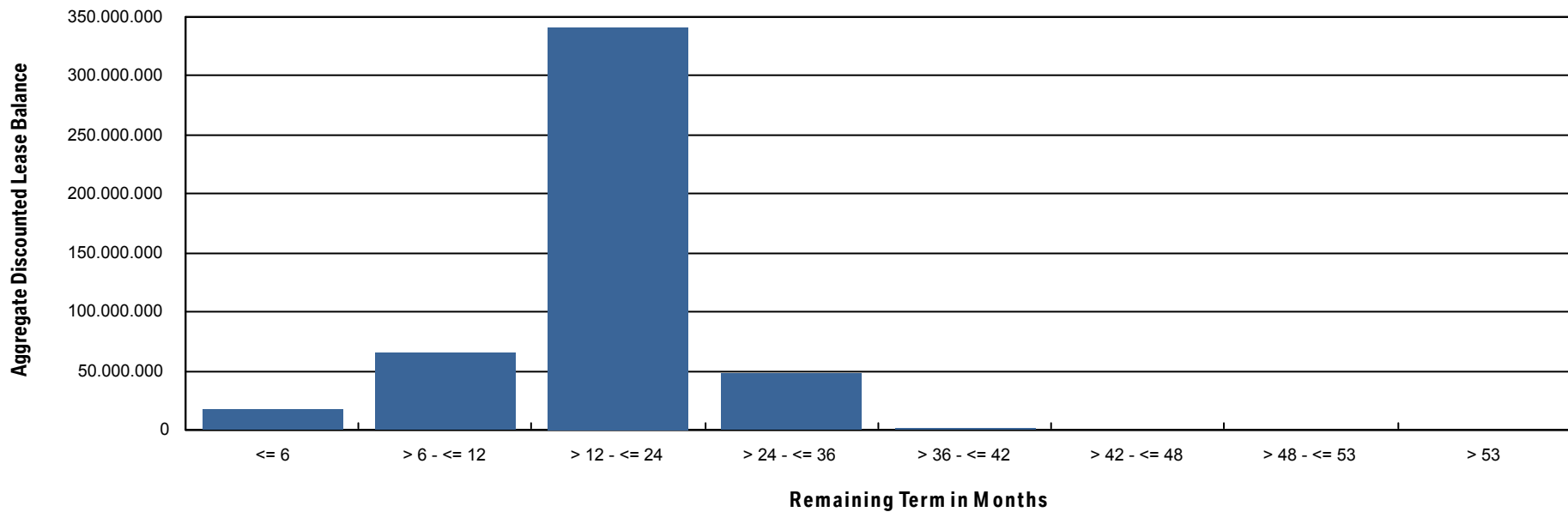


Rolls-Royce
Motor Cars Limited

Reporting Date	Oct 09, 2020		
Payment Date	Oct 20, 2020		
Period No	13		
Monthly Period	Sept, 2020		
Interest Period from	Sept 21, 2020	to	Oct 20, 2020 = 29 days

17.a Remaining Term (Graph)

Portfolio as of: Sept 30, 2020



Compartment German Auto Leases 5

Monthly Investor Report



Rolls-Royce
Motor Cars Limited

Reporting Date	Oct 09, 2020
Payment Date	Oct 20, 2020
Period No	13
Monthly Period	Sept, 2020
Interest Period from	Sept 21, 2020 to Oct 20, 2020 = 29 days

18. Original Term

Initial Portfolio

Group in Months	Current Aggregate Discounted Lease Balance in EUR	Current Aggregate Discounted Lease Balance in %	Number of Contracts	Number of Contracts in %
<= 6	6,630.39	0.00%	4	0.00%
> 6 - <= 12	332,036.96	0.03%	131	0.11%
> 12 - <= 24	31,181,151.15	3.14%	5,846	5.08%
> 24 - <= 36	855,753,139.94	86.28%	101,120	87.95%
> 36 - <= 42	35,251,437.52	3.55%	3,366	2.93%
> 42 - <= 48	65,443,988.63	6.60%	4,216	3.67%
> 48 - <= 53	95,897.26	0.01%	11	0.01%
> 53	3,735,708.95	0.38%	281	0.24%
Total	991,799,990.80	100.00%	114,975	100.00%

WA : 36.61
 MIN : 6.00
 MAX : 60.00

Compartment German Auto Leases 5

Monthly Investor Report



Rolls-Royce
Motor Cars Limited

Reporting Date	Oct 09, 2020
Payment Date	Oct 20, 2020
Period No	13
Monthly Period	Sept, 2020
Interest Period from	Sept 21, 2020 to Oct 20, 2020 = 29 days

18. Original Term (Cont')

Portfolio as of: Sept 30, 2020

Group in Months	Current Aggregate Discounted Lease Balance in EUR	Current Aggregate Discounted Lease Balance in %	Number of Contracts	Number of Contracts in %
<= 6	0.00	0.00%	0	0.00%
> 6 - <= 12	0.00	0.00%	0	0.00%
> 12 - <= 24	6,455,985.96	1.37%	4,098	4.24%
> 24 - <= 36	400,228,876.08	84.67%	85,359	88.41%
> 36 - <= 42	21,401,941.69	4.53%	3,039	3.15%
> 42 - <= 48	42,336,784.20	8.96%	3,829	3.97%
> 48 - <= 53	51,330.12	0.01%	4	0.00%
> 53	2,214,876.50	0.47%	223	0.23%
Total	472,689,794.55	100.00%	96,552	100.00%

WA: 37.23
 MIN: 13.00
 MAX: 60.00

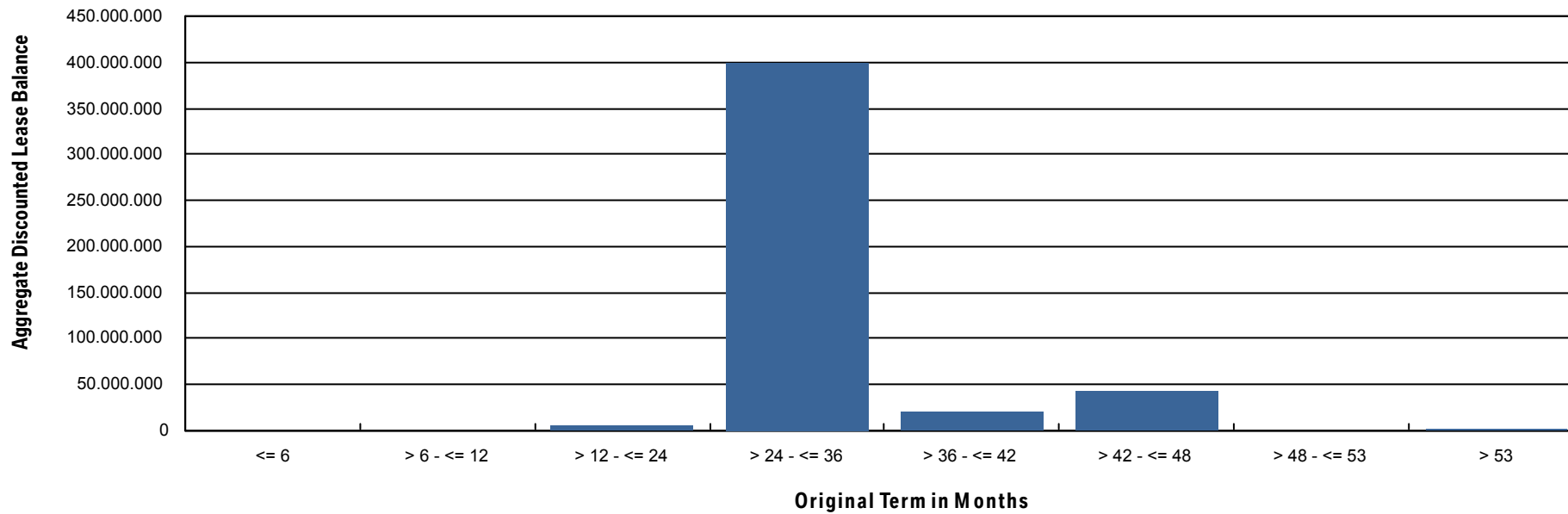


Rolls-Royce
Motor Cars Limited

Reporting Date	Oct 09, 2020		
Payment Date	Oct 20, 2020		
Period No	13		
Monthly Period	Sept, 2020		
Interest Period from	Sept 21, 2020	to	Oct 20, 2020 = 29 days

18.a Original Term (Graph)

Portfolio as of: Sept 30, 2020





Rolls-Royce
Motor Cars Limited

Reporting Date	Oct 09, 2020
Payment Date	Oct 20, 2020
Period No	13
Monthly Period	Sept, 2020
Interest Period from	Sept 21, 2020 to Oct 20, 2020 = 29 days

19. Vehicle Class

Initial Portfolio

Group in Vehicle Class	Current Aggregate Discounted Lease Balance in EUR	Current Aggregate Discounted Lease Balance in %	Number of Contracts	Number of Contracts in %
BMW 1 Series	89,088,434.17	8.98%	18,553	16.14%
BMW 2 Series	76,206,831.82	7.68%	11,130	9.68%
BMW 3 Series	86,918,514.74	8.76%	10,207	8.88%
BMW 4 Series	53,043,986.62	5.35%	4,999	4.35%
BMW 5 Series	162,953,764.74	16.43%	13,243	11.52%
BMW 6 Series	17,463,000.27	1.76%	1,135	0.99%
BMW 7 Series	27,646,280.26	2.79%	1,535	1.34%
BMW 8 Series	11,681,083.46	1.18%	316	0.27%
BMW Group Others	6,610,223.88	0.67%	595	0.52%
BMW i3 Series	21,427,980.09	2.16%	2,886	2.51%
BMW i8 Series	4,142,588.47	0.42%	260	0.23%
BMW X1 Series	84,368,824.00	8.51%	11,689	10.17%
BMW X2 Series	25,443,967.88	2.57%	2,892	2.52%
BMW X3 Series	82,779,065.92	8.35%	6,682	5.81%
BMW X4 Series	34,481,410.46	3.48%	2,577	2.24%
BMW X5 Series	72,645,353.06	7.32%	3,812	3.32%
BMW X6 Series	12,782,327.04	1.29%	861	0.75%
BMW X7 Series	3,530,761.61	0.36%	107	0.09%
BMW Z4 Series	8,508,641.42	0.86%	586	0.51%
BMW Z8 Series	25,542.34	0.00%	1	0.00%
MINI Clubman	22,809,712.12	2.30%	4,763	4.14%
MINI Convertible	56,953.03	0.01%	12	0.01%
MINI Countryman	100,155.84	0.01%	54	0.05%
MINI Hatch	87,069,450.27	8.78%	16,073	13.98%
MINI Paceman	4,031.03	0.00%	3	0.00%
MINI Roadster	11,106.26	0.00%	4	0.00%
Total	991,799,990.80	100.00%	114,975	100.00%

Compartment German Auto Leases 5

Monthly Investor Report



Rolls-Royce
Motor Cars Limited

Reporting Date	Oct 09, 2020
Payment Date	Oct 20, 2020
Period No	13
Monthly Period	Sept, 2020
Interest Period from	Sept 21, 2020 to Oct 20, 2020 = 29 days

19. Vehicle Class (Cont')

Portfolio as of: Sept 30, 2020

Group in Vehicle Class	Current Aggregate Discounted Lease Balance in EUR	Current Aggregate Discounted Lease Balance in %	Number of Contracts	Number of Contracts in %
BMW 1 Series	40,517,172.32	8.57%	14,877	15.41%
BMW 2 Series	36,165,325.45	7.65%	9,221	9.55%
BMW 3 Series	40,839,119.09	8.64%	8,195	8.49%
BMW 4 Series	24,052,353.35	5.09%	4,044	4.19%
BMW 5 Series	74,395,597.24	15.74%	11,007	11.40%
BMW 6 Series	8,056,951.77	1.70%	987	1.02%
BMW 7 Series	12,591,710.81	2.66%	1,191	1.23%
BMW 8 Series	6,623,507.14	1.40%	300	0.31%
BMW Group Others	2,938,873.18	0.62%	514	0.53%
BMW i3 Series	10,231,134.12	2.16%	2,573	2.66%
BMW i8 Series	1,438,483.59	0.30%	224	0.23%
BMW X1 Series	43,093,052.01	9.12%	10,217	10.58%
BMW X2 Series	13,728,973.82	2.90%	2,790	2.89%
BMW X3 Series	40,576,579.57	8.58%	5,790	6.00%
BMW X4 Series	17,170,576.61	3.63%	2,153	2.23%
BMW X5 Series	35,343,932.99	7.48%	3,024	3.13%
BMW X6 Series	5,097,441.92	1.08%	670	0.69%
BMW X7 Series	2,033,643.10	0.43%	100	0.10%
BMW Z4 Series	5,099,157.68	1.08%	553	0.57%
MINI Clubman	10,451,418.33	2.21%	4,068	4.21%
MINI Convertible	25,172.88	0.01%	10	0.01%
MINI Countryman	19,742.95	0.00%	11	0.01%
MINI Hatch	42,198,977.47	8.93%	14,032	14.53%
MINI Paceman	897.16	0.00%	1	0.00%
Total	472,689,794.55	100.00%	96,552	100.00%

Compartment German Auto Leases 5

Monthly Investor Report



Rolls-Royce
Motor Cars Limited

Reporting Date	Oct 09, 2020
Payment Date	Oct 20, 2020
Period No	13
Monthly Period	Sept, 2020
Interest Period from	Sept 21, 2020 to Oct 20, 2020 = 29 days

20. Payment Type

Initial Portfolio

Group in Payment Type	Current Aggregate Discounted Lease Balance in EUR	Current Aggregate Discounted Lease Balance in %	Number of Contracts	Number of Contracts in %
Direct Debit	989,084,742.48	99.73%	114,656	99.72%
Self Payment	2,715,248.32	0.27%	319	0.28%
Total	991,799,990.80	100.00%	114,975	100.00%

Portfolio as of :

Sept 30, 2020

Group in Payment Type	Current Aggregate Discounted Lease Balance in EUR	Current Aggregate Discounted Lease Balance in %	Number of Contracts	Number of Contracts in %
Direct Debit	469,084,951.63	99.24%	95,960	99.39%
Self Payment	3,604,842.92	0.76%	592	0.61%
Total	472,689,794.55	100.00%	96,552	100.00%



Rolls-Royce
Motor Cars Limited

Reporting Date	Oct 09, 2020
Payment Date	Oct 20, 2020
Period No	13
Monthly Period	Sept, 2020
Interest Period from	Sept 21, 2020 to Oct 20, 2020 = 29 days

21. Contracts Per Customer

Initial Portfolio

Number of Contracts	Current Aggregate Discounted Lease Balance in EUR	Current Aggregate Discounted Lease Balance in %	Number of Contracts	Number of Contracts in %
1	798,607,507.17	80.52%	96,382	83.83%
2 - 4	162,457,434.81	16.38%	15,229	13.25%
5 - 7	17,600,832.36	1.77%	1,697	1.48%
8 - 10	4,918,197.60	0.50%	583	0.51%
> 10	8,216,018.86	0.83%	1,084	0.94%
Total	991,799,990.80	100.00%	114,975	100.00%

Portfolio as of: Sept 30, 2020

Number of Contracts	Current Aggregate Discounted Lease Balance in EUR	Current Aggregate Discounted Lease Balance in %	Number of Contracts	Number of Contracts in %
1	384,282,253.06	81.30%	81,373	84.28%
2 - 4	75,190,569.44	15.91%	12,531	12.98%
5 - 7	7,984,700.73	1.69%	1,374	1.42%
8 - 10	2,104,433.16	0.45%	459	0.48%
> 10	3,127,838.16	0.66%	815	0.84%
Total	472,689,794.55	100.00%	96,552	100.00%

Compartment German Auto Leases 5

Monthly Investor Report



Rolls-Royce
Motor Cars Limited

Reporting Date	Oct 09, 2020
Payment Date	Oct 20, 2020
Period No	13
Monthly Period	Sept, 2020
Interest Period from	Sept 21, 2020 to Oct 20, 2020 = 29 days

22. Amortisation

Initial Portfolio

Period	Month / Year	Principal Balance in EUR
0	Aug, 2019	991,799,990.80
1	Sept, 2019	951,572,993.37
2	Oct, 2019	911,211,907.79
3	Nov, 2019	870,922,290.87
4	Dec, 2019	831,134,832.39
5	Jan, 2020	791,794,542.73
6	Feb, 2020	752,654,103.91
7	Mar, 2020	713,818,465.60
8	Apr, 2020	675,562,906.04
9	May, 2020	637,687,815.81
10	June, 2020	600,361,471.38
11	July, 2020	563,801,998.13
12	Aug, 2020	527,788,391.06
13	Sept, 2020	492,436,847.64
14	Oct, 2020	457,991,063.79
15	Nov, 2020	424,216,092.93
16	Dec, 2020	391,566,594.65
17	Jan, 2021	359,847,812.43
18	Feb, 2021	328,646,006.38
19	Mar, 2021	298,268,891.93
20	Apr, 2021	269,163,845.16
21	May, 2021	241,007,655.24
22	June, 2021	213,929,296.08
23	July, 2021	187,943,236.02
24	Aug, 2021	162,741,200.70
25	Sept, 2021	138,771,822.48
26	Oct, 2021	116,715,304.05
27	Nov, 2021	96,316,202.45
28	Dec, 2021	78,465,726.38
29	Jan, 2022	62,603,070.42
30	Feb, 2022	48,242,270.24

Portfolio as of:

Sept 30, 2020

Period	Month / Year	Principal Balance in EUR	Reduction in EUR
13	Sept, 2020	472,689,794.55	
14	Oct, 2020	439,211,274.04	33,478,520.51
15	Nov, 2020	406,901,223.44	32,310,050.60
16	Dec, 2020	375,613,687.14	31,287,536.30
17	Jan, 2021	345,193,417.80	30,420,269.34
18	Feb, 2021	315,269,735.00	29,923,682.80
19	Mar, 2021	286,137,325.04	29,132,409.96
20	Apr, 2021	258,228,731.66	27,908,593.38
21	May, 2021	231,231,985.98	26,996,745.68
22	June, 2021	205,265,403.75	25,966,582.23
23	July, 2021	180,346,521.72	24,918,882.03
24	Aug, 2021	156,170,495.17	24,176,026.55
25	Sept, 2021	133,177,859.35	22,992,635.82
26	Oct, 2021	112,021,855.79	21,156,003.56
27	Nov, 2021	92,443,798.86	19,578,056.93
28	Dec, 2021	75,299,339.19	17,144,459.67
29	Jan, 2022	60,056,962.06	15,242,377.13
30	Feb, 2022	46,242,098.34	13,814,863.72
31	Mar, 2022	34,300,196.48	11,941,901.86
32	Apr, 2022	25,351,579.57	8,948,616.91
33	May, 2022	18,787,532.54	6,564,047.03
34	June, 2022	15,084,482.59	3,703,049.95
35	July, 2022	13,045,893.30	2,038,589.29
36	Aug, 2022	11,122,370.96	1,923,522.34
37	Sept, 2022	9,331,524.84	1,790,846.12
38	Oct, 2022	7,710,061.53	1,621,463.31
39	Nov, 2022	6,222,910.87	1,487,150.66
40	Dec, 2022	4,920,471.62	1,302,439.25
41	Jan, 2023	3,751,497.34	1,168,974.28
42	Feb, 2023	2,677,252.74	1,074,244.60
43	Mar, 2023	1,727,113.06	950,139.68

Compartment German Auto Leases 5

Monthly Investor Report



Rolls-Royce
Motor Cars Limited

Reporting Date	Oct 09, 2020
Payment Date	Oct 20, 2020
Period No	13
Monthly Period	Sept, 2020
Interest Period from	Sept 21, 2020 to Oct 20, 2020 = 29 days

22. Amortisation

Initial Portfolio

Period	Month / Year	Principal Balance in EUR
31	Mar, 2022	35,836,488.10
32	Apr, 2022	26,537,385.96
33	May, 2022	19,703,953.09
34	June, 2022	15,841,519.99
35	July, 2022	13,704,923.76
36	Aug, 2022	11,688,278.49
37	Sept, 2022	9,810,565.34
38	Oct, 2022	8,110,977.90
39	Nov, 2022	6,551,227.63
40	Dec, 2022	5,181,988.70
41	Jan, 2023	3,954,635.40
42	Feb, 2023	2,825,790.55
43	Mar, 2023	1,828,386.20
44	Apr, 2023	1,051,864.19
45	May, 2023	504,539.92
46	June, 2023	268,645.24
47	July, 2023	227,347.68
48	Aug, 2023	188,782.47
49	Sept, 2023	152,662.25
50	Oct, 2023	120,597.26
51	Nov, 2023	91,746.47
52	Dec, 2023	66,903.09
53	Jan, 2024	46,100.03
54	Feb, 2024	28,736.44
55	Mar, 2024	16,473.50
56	Apr, 2024	7,622.64
57	May, 2024	1,926.64
58	June, 2024	0.00

Portfolio as of: Sept 30, 2020

Period	Month / Year	Principal Balance in EUR	Reduction in EUR
44	Apr, 2023	987,423.78	739,689.28
45	May, 2023	465,617.47	521,806.31
46	June, 2023	242,170.33	223,447.14
47	July, 2023	205,063.90	37,106.43
48	Aug, 2023	170,703.78	34,360.12
49	Sept, 2023	138,657.13	32,046.65
50	Oct, 2023	109,580.31	29,076.82
51	Nov, 2023	83,115.88	26,464.43
52	Dec, 2023	60,341.29	22,774.59
53	Jan, 2024	41,452.96	18,888.33
54	Feb, 2024	25,430.97	16,021.99
55	Mar, 2024	14,374.31	11,056.66
56	Apr, 2024	6,693.89	7,680.42
57	May, 2024	1,696.26	4,997.63
58	June, 2024	0.00	1,696.26
59	July, 2024	0.00	0.00
60	Aug, 2024	0.00	0.00
61	Sept, 2024	0.00	0.00
62	Oct, 2024	0.00	0.00
63	Nov, 2024	0.00	0.00
64	Dec, 2024	0.00	0.00
65	Jan, 2025	0.00	0.00
66	Feb, 2025	0.00	0.00
67	Mar, 2025	0.00	0.00
68	Apr, 2025	0.00	0.00
69	May, 2025	0.00	0.00
70	June, 2025	0.00	0.00
71	July, 2025	0.00	0.00



Rolls-Royce
Motor Cars Limited

Reporting Date	Oct 09, 2020
Payment Date	Oct 20, 2020
Period No	13
Monthly Period	Sept, 2020
Interest Period from	Sept 21, 2020 to Oct 20, 2020 = 29 days

23. Priority of Payments

Priority of Payments*

Available Distribution Amount	+	42,376,316.02
Taxes	-	0.00
Trustee Payment	-	0.00
Senior Expenses	-	22,126.40
Swap Net Payment	-	0.00
Class A Interest	-	53,640.00
Class B Interest	-	73,954.08
Cash Reserve	-	5,000,000.00
Principal Class A	-	37,226,595.54
Principal Class B	-	0.00
Swap Termination Event	-	0.00
Subordinated Loan Interest	-	0.00
Subordinated Loan Principal	-	0.00
Seller	-	0.00

*all Amounts in EUR



Rolls-Royce
Motor Cars Limited

Reporting Date	Oct 09, 2020		
Payment Date	Oct 20, 2020		
Period No	13		
Monthly Period	Sept, 2020		
Interest Period from	Sept 21, 2020	to	Oct 20, 2020 = 29 days

24. Transaction Costs

Transaction Costs	Class A	Class B	Subordinated Loan	Total
Senior Expenses				22,126.40
Interest accrued for the Period in EUR	53,640.00	73,954.08	5,924.86	133,518.94
Interest payments for the Period in EUR	53,640.00	73,954.08	0.00	127,594.08
Cumulative Interest Payments in EUR	1,580,400.00	1,002,153.06	0.00	2,582,553.06
Unpaid Interest for the Period in EUR	0.00	0.00	5,924.86	5,924.86
Cumulative Unpaid Interest in EUR	0.00	0.00	83,114.03	83,114.03



Rolls-Royce
Motor Cars Limited

Reporting Date	Oct 09, 2020		
Payment Date	Oct 20, 2020		
Period No	13		
Monthly Period	Sept, 2020		
Interest Period from	Sept 21, 2020	to	Oct 20, 2020 = 29 days

25. Ratings

		Fitch	S&P	Moody's	DBRS
Notes - current ratings					
	Class A	AAA	N/A	Aaa	N/A
	Class B	N/A	N/A	N/A	N/A

			Fitch	S&P	Moody's	DBRS	Trigger Breached
Transaction Parties - current ratings							
	BMW AG	Long Term	N/A	A	A2	A high	
		Short Term	N/A	A-1	P-1	N/A	
Issuer Account Bank	Bank of New York Mellon, Frankfurt	Long Term	AA+	N/A	Aa1	N/A	no
	Branch	Short Term	F1+	N/A	P-1	N/A	no
Swap Counterparty	Skandinaviska Enskilda Banken AB (publ)	Long Term	AA-	N/A	Aa2	N/A	no
		Short Term	F1+	N/A	P-1	N/A	no

			Fitch	S&P	Moody's	DBRS
Transaction Parties - required ratings						
Issuer Account Bank	Bank of New York Mellon, Frankfurt	Long Term	A	N/A	A2	N/A
	Branch	Short Term	F1	N/A	N/A	N/A
Swap Counterparty	Skandinaviska Enskilda Banken AB (publ)	Long Term	A	N/A	Baa1	N/A
		Short Term	F1	N/A	P-1	N/A



Rolls-Royce
Motor Cars Limited

Reporting Date	Oct 09, 2020
Payment Date	Oct 20, 2020
Period No	13
Monthly Period	Sept, 2020
Interest Period from	Sept 21, 2020 to Oct 20, 2020 = 29 days

26. Swap Counterparty Data

Swap counterparty data	
Swap counterparty provider	Skandinaviska Enskilda Banken AB (publ)
Swap termination event	No

Swap data	
Swap type	Fixed floating interest rate swap
Notional amount in EUR	389,716,440.34
Fix leg	
Fixed rate	-0.622%
Payment in EUR (Compartment German Auto Leases 5 to Skandinaviska Enskilda Banken AB (publ))	-202,100.45
Floating leg	
Floating rate (Euribor)	-0.529%
Payment in EUR (Skandinaviska Enskilda Banken AB (publ) to Compartment German Auto Le	-166,073.33
Net swap payment in EUR	
(- from Compartment German Auto Leases 5 to Skandinaviska Enskilda Banken AB (publ) / + from Skandinaviska Enskilda Banken AB (publ) to Compartment German Auto Leases 5)	36,027.12