

ABEST 19
Monthly Investor Report

Cover Sheet Monthly Investor Report

Reporting Date	03/09/2021					
Payment Date	21/09/2021					
Period No	10					
Monthly Period	01.08.2021 - 31.08.2021					
Interest Period	from	23/08/2021	to	21/09/2021	=	29 days
Collection Period	from	01/08/2021	to	31/08/2021		

Index

Page

1. Portfolio Information	1
2. Reserve Accounts	2
3. Performance Data	3
4. Outstanding Notes	4
5. Original Principal Balance	5
5.1 Original PB (Graph)	5.1
6. Current Principal Balance	6
6.1 Current PB (Graph)	6.1
7. Borrower Concentration	7
8. Geographical Distribution	8
8.1 Geographical (Graph)	8.1
9. Object Type	9
10. Insurance Coverage	10
11. Contract Type	11
12. Payment Methods	12
13. Customer Yield	13
13.1 Customer Yield (Graph)	13
14. Seasoning	14
14.1 Seasoning (Graph)	14.1
15. Remaining Term	15
15.1 Remaining Term (Graph)	15.1
16. Original Term	16
16.1 Original Term (Graph)	16
17. Manufacturer	17
18. Priority of Payments	18
19. Transaction Costs	19
20. Swap Counterparty Data	20
21. Retention	21
22. Counterparties I	22
23. Counterparties II	23
25. Originator	25
26. Disclaimer	26

**ABEST 19
Monthly Investor Report**

1. Portfolio Information

Reporting Date	03/09/2021				
Payment Date	21/09/2021				
Period No	10				
Monthly Period	01.08.2021 - 31.08.2021				
Interest Period from	23/08/2021	to	21/09/2021	=	29 days
Collection Period from	01/08/2021	to	31/08/2021		

Outstanding Receivables	No. of Contracts	current period	previous period
		Aggregate Outstanding Principal Amount	Aggregate Outstanding Principal Amount
Beginning of Period (collection period)		559.040.134,86 €	559.054.180,80
Scheduled Principal Payments		8.835.068,29 €	9.093.203,20
Prepayment Principal		4.039.852,54 €	5.146.031,80
Others		2.234.939,35 €	1.629.911,80
Recoveries		- €	-
Total Principal Collections		15.109.860,18 €	15.869.146,80
Total Interest Collections		1.835.266,92 €	1.811.134,39
Defaults		10.361,18	19.574,38
End of Period (after Payment Date)	39.713	559.055.375,35 €	559.040.134,86
Balance of the Replenishment account (after Payment Date)		33.624,65 €	48.865,14
Current Prepayment Rate (annualised)		8,67%	11,05%
New sale Offer		15.135.461,85 €	15.874.675,24

**ABEST 19
Monthly Investor Report**

2. Reserve Accounts

Reporting Date	03/09/2021				
Payment Date	21/09/2021				
Period No	10				
Monthly Period	01.08.2021 - 31.08.2021				
Interest Period	from	23/08/2021	to	21/09/2021	= 29 days
Collection Period	from	01/08/2021	to	31/08/2021	

Aggregate Rated Notes Balance

Beginning of Period	561.800.000,00
End of Period	561.800.000,00

Reserve Accounts

Reserve Account	in %	euro	Trigger Event y/n
Beginning of Period	0,5%	2.711.000,00 €	no
Cash Outflow	€ -		
Cash Inflow	€ -		
End of Period	0,5%	2.711.000,00 €	
Required Reserve Fund	€ -		

ABEST 19
Monthly Investor Report

3. Performance Data

Reporting Date	03/09/2021				
Payment Date	21/09/2021				
Period No	10				
Monthly Period	01.08.2021 - 31.08.2021				
Interest Period from	23/08/2021	to	21/09/2021	=	29 days
Collection Period from	01/08/2021	to	31/08/2021		

Note Balance

Beginning of Period	561.800.000,00 €
End of Period	561.800.000,00 €

Ratios

3-MRA* 31- 60 days past due

31- 60 days past due period before previous period	0,00%
31- 60 days past due previous period	0,00%
31- 60 days past due current period	501.434,98 €

3-MRA* 61-90 days past due

61- 90 days past due period before previous period	0,00%
61- 90 days past due previous period	0,00%
61- 90 days past due current period	374.470,32 €

3-MRA* 91-120 days past due

91- 120 days past due period before previous period	0,00%
91- 120 days past due previous period	0,00%
91- 120 days past due current period	115.581,15 €

Early Amortisation Event

Cumulative Default Level

Cumulative Default Level period before previous period	0,00%
Cumulative Default Level previous period	0,00%
Cumulative Default Level current period	0,01%

Trigger Breach (if higher than 4.60%)

NO

Delinquency Level

Delinquency Level period before previous period	0,03%
Delinquency Level current period	0,03%

Trigger Breach (if higher than 0.80% for 2 consecutive Calculation Dates)

NO

Principal Deficiency Amount Shortfall

NO

Trigger Breach (if the Principal Deficiency Amount Shortfall is higher than zero)

Replenishment Amount

Trigger Breach (if Replenishment Amount is higher than 20% of the Aggregate Rated Notes Outstanding Amount on each of three consecutive Calculation Dates)

NO

Performance Data

Number of Contracts being 31-60 Days delinquent	37
Number of Contracts being 61-90 Days delinquent	27
Number of Contracts being 91-120 Days delinquent	10
Gross instalments being 31-60 days delinquent	10.797,01
Gross instalments being 61-90 days delinquent	8.220,36
Gross instalments being 91-120 days delinquent	3.057,71
Current Period Termination	48.224,53
Cumulative Termination	235.885,09
New number of Contracts being terminated	7,00
Total number of Contracts being terminated	32,00
Current Period Recoveries	0,00
Cumulative Recoveries	0,00

ABEST 19
Monthly Investor Report

4. Outstanding Notes

Reporting Date	03/09/2021					
Payment Date	21/09/2021					
Period No	10					
Monthly Period	01.08.2021 - 31.08.2021					
Interest Period from	23/08/2021	to	21/09/2021	=	29 days	
Collection Period from	01/08/2021	to	31/08/2021			

Principal Payable Amount (during Amortising Period)

	All notes	Class A	Class B	Class C	Class D	Class E	Class M
1. Note Balance							
General Note Information							
ISIN Code	XS2247538023	XS2247538452	XS2247538619	XS2247538882	XS2247539005	XS2247539344	
Currency	EURO	EURO	EURO	EURO	EURO	EURO	EURO
Initial Tranching							
Legal Maturity	dic 2031	dic 2031	dic 2031	dic 2031	dic 2031	dic 2031	dic 2031
Expected Maturity							
Original Rating (Fitch/ Moody's)	AAA(sf)/ Aaa (Sf)	AA(sf)/Aa1 (sf)	A(sf)/A1(sf)	BBB(sf)/Baa2(sf)	BB+(sf)/Ba2(sf)		n/a
Current Rating (Fitch / Moody's)*	AAA(sf)/ Aaa (Sf)	AA(sf)/Aa1 (sf)	A(sf)/A1(sf)	BBB(sf)/Baa2(sf)	BB+(sf)/Ba2(sf)		n/a
Initial Notes Aggregate Principal Outstanding Balance							
Initial Nominal per Note	100.000,00 €	100.000,00 €	100.000,00 €	100.000,00 €	100.000,00 €	100.000,00 €	100.000,00 €
Initial Number of Notes per Class	0	0	0	0	0	0	0
Current Note Information							
Class Principal Outstanding Balance Beginning of Period	483.500.000,00 €	19.500.000,00 €	18.200.000,00 €	10.300.000,00 €	10.700.000,00 €	19.600.000,00 €	
Amortisation		n.a.	n.a.	n.a.	n.a.	n.a.	
Redemption per Note	0,00 €						
Class Principal Outstanding Balance End of Period	483.500.000,00 €	19.500.000,00 €	18.200.000,00 €	10.300.000,00 €	10.700.000,00 €	19.600.000,00 €	
Current Tranching							
Current Pool Factor	1,00	1,00	1,00	1,00	1,00	1,00	1,00
2. Payments to Investors per Note							
Interest Rate Basis: 1-M Euribor / Spread		0,140					
DayCount Convention		ACT/360	ACT/360	ACT/360	ACT/360	ACT/360	ACT/360
Interest Days		+ bps	+ bps	+ bps	+ bps	+ bps	+ bps
Principal Outstanding Beginning of Period	483.500.000,00 €	19.500.000,00 €	18.200.000,00 €	10.300.000,00 €	10.700.000,00 €	19.600.000,00 €	
> Principal Repayment	0,00 €	0,00 €	0,00 €	0,00 €	0,00 €	0,00 €	0,00 €
Principal Outstanding End of Period	483.500.000,00 €	19.500.000,00 €	18.200.000,00 €	10.300.000,00 €	10.700.000,00 €	19.600.000,00 €	
> Interest accrued for the period	54.528,06 €	10.210,42 €	18.326,39 €	16.428,50 €	30.168,06 €	102.627,78 €	
Interest Payment							
Initial total CE (Subordination, Reserve)							
Current CE	13,93%	10,46%	7,22%	5,39%	3,48%	0,00%	

**ABEST 19
Monthly Investor Report**

5. Original Principal Balance

as of ISSUE DATE

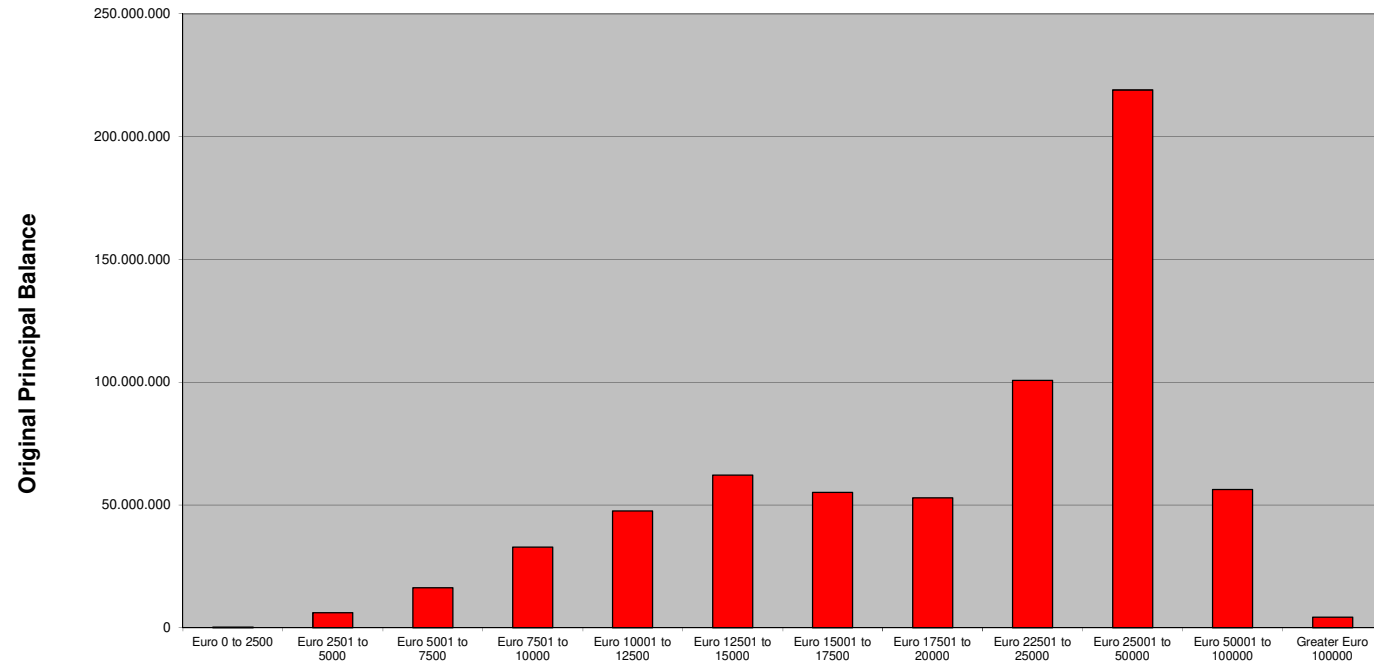
Reporting Date	03/09/2021				
Payment Date	21/09/2021				
Period No	10				
Monthly Period	01.08.2021 - 31.08.2021				
Interest Period	from	23/08/2021	to	21/09/2021	= 29 days
Collection Period	from	01/08/2021	to	31/08/2021	

<i>Original Principal Balance (Ranges in EUR)</i>	<i>Original Principal Balance in EUR</i>	<i>Percentage of Balance</i>	<i>Number of Loans</i>	<i>Percentage of Loans</i>
Euro 0 to 2500	277.642	0,0%	131.00	0,38%
Euro 2501 to 5000	6.037.198	0,9%	1.495.00	4,28%
Euro 5001 to 7500	16.236.899	2,5%	2.555.00	7,32%
Euro 7501 to 10000	32.807.091	5,0%	3.689.00	10,57%
Euro 10001 to 12500	47.586.015	7,3%	4.206.00	12,05%
Euro 12501 to 15000	62.140.313	9,5%	4.511.00	12,92%
Euro 15001 to 17500	55.046.450	8,4%	3.399.00	9,74%
Euro 17501 to 20000	52.817.087	8,1%	2.812.00	8,06%
Euro 22501 to 25000	100.690.819	15,4%	4.480.00	12,83%
Euro 25001 to 50000	219.004.473	33,5%	6.691.00	19,17%
Euro 50001 to 100000	56.254.715	8,6%	904.00	2,59%
Greater Euro 100000	4.289.009	0,7%	36.00	0,10%
Total	653.187.711,36	100,00%	34.909	100,00%

**ABEST 19
Monthly Investor Report**

5.1 Original PB (Graph)

Reporting Date	03/09/2021				
Payment Date	21/09/2021				
Period No	10				
Monthly Period	01.08.2021 - 31.08.2021				
Interest Period	from	23/08/2021	to	21/09/2021	= 29 days
Collection Period	from	01/08/2021	to	31/08/2021	



**ABEST 19
Monthly Investor Report**

6. Current Principal Balance

Reporting Date	03/09/2021				
Payment Date	21/09/2021				
Period No	10				
Monthly Period	01.08.2021 - 31.08.2021				
Interest Period	from	23/08/2021	to	21/09/2021	= 29 days
Collection Period	from	01/08/2021	to	31/08/2021	

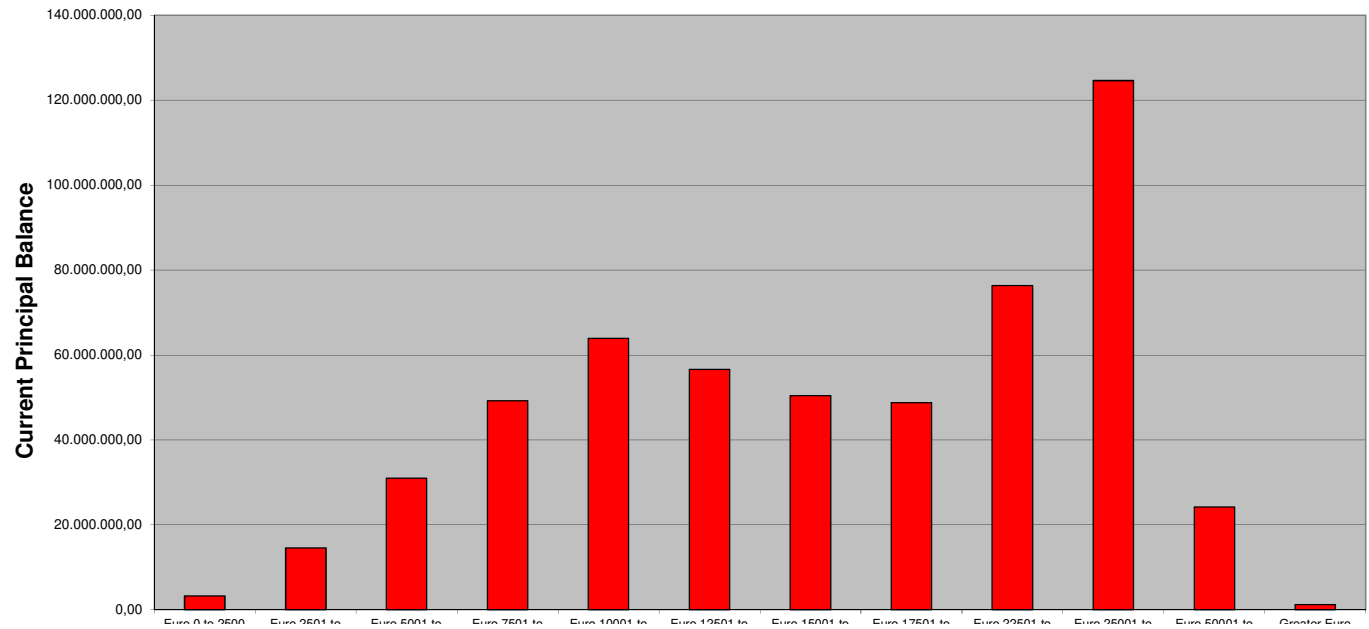
<i>Current Principal Balance (Ranges in EUR)</i>	<i>Current Principal Balance in EUR</i>	<i>Percentage of Balance</i>	<i>Number of Loans</i>	<i>Percentage of Loans</i>
Euro 0 to 2500	3.252.832,16	0,6%	2.205	5,6%
Euro 2501 to 5000	14.563.236,61	2,7%	3.821	9,6%
Euro 5001 to 7500	30.989.090,33	5,7%	4.919	12,4%
Euro 7501 to 10000	49.206.053,27	9,0%	5.600	14,1%
Euro 10001 to 12500	63.881.122,76	11,7%	5.693	14,3%
Euro 12501 to 15000	56.579.582,66	10,4%	4.134	10,4%
Euro 15001 to 17500	50.410.696,64	9,3%	3.112	7,8%
Euro 17501 to 20000	48.748.835,23	9,0%	2.606	6,6%
Euro 22501 to 25000	76.348.433,64	14,0%	3.422	8,6%
Euro 25001 to 50000	124.581.254,66	22,9%	3.791	9,5%
Euro 50001 to 100000	24.207.507,50	4,5%	400	1,0%
Greater Euro 100000	1.161.629,22	0,2%	10	0,0%
Total	543.930.274,68	100,0%	39.713	100,0%

Statistics	in EUR
Average Amount	13.696,53

**ABEST 19
Monthly Investor Report**

6.1 Current PB (Graph)

Reporting Date	03/09/2021				
Payment Date	21/09/2021				
Period No	10				
Monthly Period	01.08.2021 - 31.08.2021				
Interest Period	from	23/08/2021	to	21/09/2021	= 29 days
Collection Period	from	01/08/2021	to	31/08/2021	



**ABEST 19
Monthly Investor Report**

7. Borrower Concentration

Reporting Date	03/09/2021				
Payment Date	21/09/2021				
Period No	10				
Monthly Period	01.08.2021 - 31.08.2021				
Interest Period	from	23/08/2021	to	21/09/2021	= 29 days
Collection Period	from	01/08/2021	to	31/08/2021	

No	Current Principal Balance in EUR	Percentage of Balance	Number of Loans
1	492.592,49	0,09%	41
2	270.316,14	0,05%	6
3	228.532,79	0,04%	17
4	221.523,12	0,04%	10
5	218.856,63	0,04%	8
6	213.121,41	0,04%	24
7	208.287,76	0,04%	9
8	187.260,46	0,03%	17
9	184.765,75	0,03%	19
10	179.841,89	0,03%	12
11	178.086,38	0,03%	1
12	177.015,24	0,03%	9
13	173.304,50	0,03%	25
14	165.767,11	0,03%	5
15	161.081,55	0,03%	9
16	160.563,07	0,03%	2
17	154.277,39	0,03%	14
18	149.176,05	0,03%	29
19	145.329,06	0,03%	2
20	144.308,72	0,03%	13
Total	4.014.007,51	0,74%	272

**ABEST 19
Monthly Investor Report**

8. Geographical Distribution

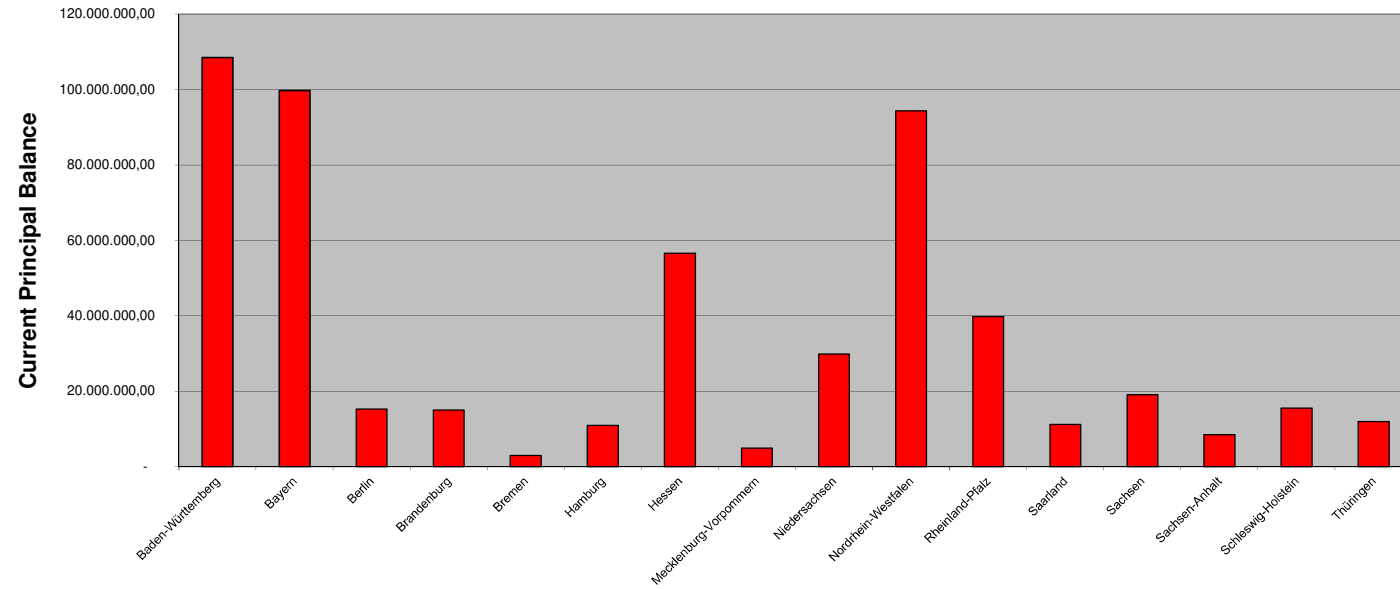
Reporting Date	03/09/2021				
Payment Date	21/09/2021				
Period No	10				
Monthly Period	01.08.2021 - 31.08.2021				
Interest Period	from	23/08/2021	to	21/09/2021	= 29 days
Collection Period	from	01/08/2021	to	31/08/2021	

State	Current Principal Balance in EUR	Percentage of Balance	Number of Loans	Percentage of Loans
Outside of Germany	38.849,40	0,0%	2	0,0%
Baden-Württemberg	108.522.512,88	20,0%	8.132	20,5%
Bayern	99.763.956,41	18,3%	7.802	19,6%
Berlin	15.248.174,28	2,8%	948	2,4%
Brandenburg	15.015.593,61	2,8%	974	2,5%
Bremen	2.925.804,03	0,5%	247	0,6%
Hamburg	10.933.460,08	2,0%	730	1,8%
Hessen	56.575.251,96	10,4%	4.029	10,1%
Mecklenburg-Vorpomr	4.879.135,01	0,9%	370	0,9%
Niedersachsen	29.804.150,99	5,5%	2.066	5,2%
Nordrhein-Westfalen	94.292.924,14	17,3%	6.888	17,3%
Rheinland-Pfalz	39.786.669,81	7,3%	3.037	7,6%
Saarland	11.144.782,34	2,0%	746	1,9%
Sachsen	19.087.587,72	3,5%	1.292	3,3%
Sachsen-Anhalt	8.454.849,29	1,6%	574	1,4%
Schleswig-Holstein	15.508.761,00	2,9%	1.067	2,7%
Thüringen	11.947.811,73	2,2%	809	2,0%
Total	543.930.274,68	100,00%	39.713	100,00%

**ABEST 19
Monthly Investor Report**

8.1 Geographical Distribution (Graph)

Reporting Date	03/09/2021				
Payment Date	21/09/2021				
Period No	10				
Monthly Period	01.08.2021 - 31.08.2021				
Interest Period	from	23/08/2021	to	21/09/2021	= 29 days
Collection Period	from	01/08/2021	to	31/08/2021	



**ABEST 19
Monthly Investor Report**

9. Object Type

Reporting Date	03/09/2021				
Payment Date	21/09/2021				
Period No	10				
Monthly Period	01.08.2021 - 31.08.2021				
Interest Period	from	23/08/2021	to	21/09/2021	= 29 days
Collection Period	from	01/08/2021	to	31/08/2021	

<i>Car type</i>	<i>Current Principal Balance in EUR</i>	<i>Percentage of Balance</i>	<i>Number of Loans</i>	<i>Percentage of Loans</i>
New	351.969.983,55	64,7%	22.419	56,45%
Used	191.960.291,13	35,3%	17.294	43,55%
Total	543.930.274,68	100%	39.713	100%

<i>Object Type</i>	<i>Current Principal Balance in EUR</i>	<i>Percentage of Balance</i>	<i>Number of Loans</i>	<i>Percentage of Loans</i>
Car	463.975.509,46	85,30%	33.943	85,47%
LCV	79.954.765,22	14,70%	5.770	14,53%
Total	543.930.274,68	100%	39.713	100%

**ABEST 19
Monthly Investor Report**

10. Insurances

Reporting Date	03/09/2021				
Payment Date	21/09/2021				
Period No	10				
Monthly Period	01.08.2021 - 31.08.2021				
Interest Period	from	23/08/2021	to	21/09/2021	= 29 days
Collection Period	from	01/08/2021	to	31/08/2021	

<i>Loss Compensation Insurance</i>	<i>Current Principal Balance in EUR</i>	<i>Percentage of Balance</i>	<i>Number of Loans</i>	<i>Percentage of Loans</i>
With CPI	98.867.408,86	18,2%	8.959	22,6%
Without CPI	445.062.865,82	81,8%	30.754	77,4%
Total	543.930.274,68	100,0%	39.713	100,0%

**ABEST 19
Monthly Investor Report**

11. Type of Contract

Reporting Date	03/09/2021				
Payment Date	21/09/2021				
Period No	10				
Monthly Period	01.08.2021 - 31.08.2021				
Interest Period	from	23/08/2021	to	21/09/2021	= 29 days
Collection Period	from	01/08/2021	to	31/08/2021	

<i>Contracts w/Balloon Payments</i>	<i>Current Principal Balance in EUR</i>	<i>Percentage of Balance</i>	<i>Number of Loans</i>	<i>Percentage of Loans</i>
Retail	172.738.238,60	31,8%	17.724	44,6%
Balloon Loans	305.451.040,86	56,2%	17.758	44,7%
- of which balloons	172.360.586,36	31,7%	n.a	n.a
- of which regular installments	133.090.454,50	24,5%	n.a	n.a
Formula	65.740.995,22	12,1%	4.231	10,7%
- of which balloons	36.411.694,19	6,7%	n.a	n.a
- of which regular installments	29.329.301,03	5,4%	n.a	n.a
Total	543.930.274,68	100%	39.713	100%

<i>Length of Original Term in months</i>	<i>Number of Loans</i>	<i>Percentage of Total Balloon Loans in %</i>	<i>Balloon Loan Principal in EUR</i>	<i>Balloon Rate in % of Current Outstanding</i>
0 to 12 months	6	0,0%	112.819	97,5%
13 to 24 months	205	1,2%	2.307.198	78,5%
25 to 36 months	2.689	15,1%	38.905.453	75,9%
37 to 48 months	9.489	53,4%	164.172.513	62,4%
49 to 60 months	2.863	16,1%	52.911.406	46,9%
61 to 72 months	853	4,8%	17.134.358	36,6%
73 to 84 months	1.652	9,3%	29.901.279	34,1%
85 to 96 months	1	0,0%	6.014	1,8%
Total	17.757	100%	305.445.026,65	57,0%

<i>Length of Remaining Term in months</i>	<i>Number of Loans</i>	<i>Percentage of Total Balloon Loans in %</i>	<i>Balloon Loan Principal in EUR</i>	<i>Balloon Rate in % of Current Outstanding</i>
0 to 12 months	1.625	9,2%	20.425.321,51	85,6%
13 to 24 months	5.216	29,4%	82.093.119,34	69,7%
25 to 36 months	6.226	35,1%	111.985.793,64	57,2%
37 to 48 months	2.864	16,1%	53.370.150,83	44,6%
49 to 60 months	1.569	8,8%	31.734.572,69	34,3%
61 to 72 months	258	1,5%	5.842.082,85	31,8%
Total	17.758	100%	305.451.040,86	57,0%

**ABEST 19
Monthly Investor Report**

12. Payment Methods

Reporting Date	03/09/2021	
Payment Date	21/09/2021	
Period No	10	
Monthly Period	01.08.2021 - 31.08.2021	
Interest Period	from 23/08/2021	to 21/09/2021 = 29 days
Collection Period	from 01/08/2021	to 31/08/2021

<i>Payment Method</i>	<i>Current Principal Balance in EUR</i>	<i>Percentage of Balance</i>	<i>Number of Loans</i>	<i>Percentage of Loans</i>
Direct Debit	541.738.886,64	99,6%	39.548	99,6%
Other	2.191.388,04	0,4%	165	0,4%
Total	543.930.274,68	100,0%	39.713	100,0%

<i>Cycle of Payment</i>	<i>Current Principal Balance in EUR</i>	<i>Percentage of Balance</i>	<i>Number of Loans</i>	<i>Percentage of Loans</i>
Monthly	543.930.274,68	100,0%	39.713	100,0%
Total	543.930.274,68	100,0%	39.713	100,0%

<i>Downpayment Yes/No</i>	<i>Current Principal Balance in EUR</i>	<i>Percentage of Balance</i>	<i>Number of Loans</i>	<i>Percentage of Loans</i>
YES	485.946.903,45	89,3%	33.264	83,8%
NO	57.983.371,23	10,7%	6.449	16,2%
Total	543.930.274,68	100,0%	39.713	100,0%

<i>Downpayment and Purchase Price in EUR</i>	<i>All contracts</i>	<i>Contracts with initial downpayment</i>
Weighted average downpayment	13.326,71	14.916,86
Average purchase price	27.631,45	30.603,86
Downpayment in %	48,2%	48,7%

**ABEST 19
Monthly Investor Report**

13. Customer Yield

Reporting Date	03/09/2021				
Payment Date	21/09/2021				
Period No	10				
Monthly Period	01.08.2021 - 31.08.2021				
Interest Period	from	23/08/2021	to	21/09/2021	= 29 days
Collection Period	from	01/08/2021	to	31/08/2021	

Yield Range	Current Principal Balance in EUR	Percentage of Balance	Number of Loans	Percentage of Loans
0 to 1%	48.656.744,91	8,95%	2.525	6,36%
1,01 to 2%	51.438.742,73	9,46%	3.613	9,10%
2,01 to 3%	160.466.726,68	29,50%	11.183	28,16%
3,01 to 4%	182.875.304,28	33,62%	12.457	31,37%
4,01 to 5%	70.177.337,92	12,90%	6.042	15,21%
5,01 to 6%	19.447.636,29	3,58%	2.397	6,04%
6,01 to 7%	10.622.038,60	1,95%	1.461	3,68%
7,01 to 8%	224.010,57	0,04%	30	0,08%
8,01 to 9%	10.095,95	0,00%	2	0,01%
9,01 to 10%	11.636,75	0,00%	3	0,01%
Greater 10%	0,00	0,00%	0	0,00%
Total	543.930.274,68	100%	39.713,00	100%

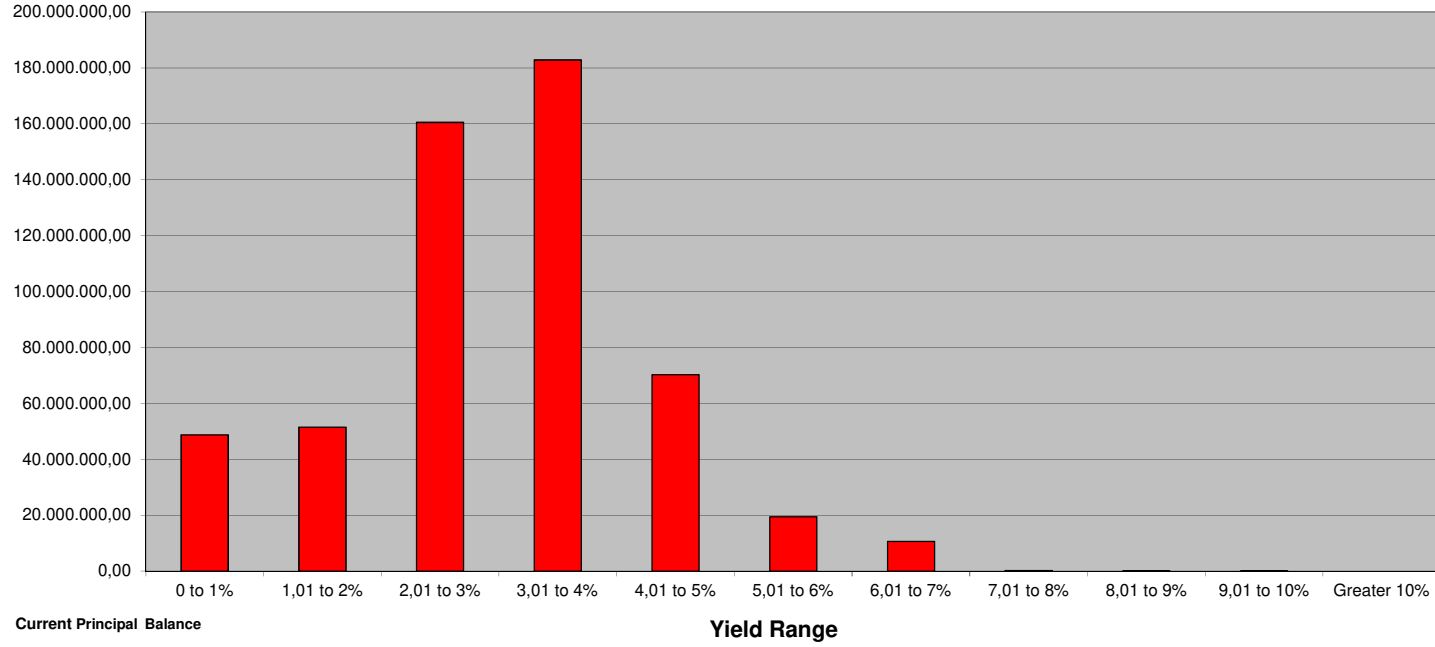
Statistics	in %
WA Interest	3,29

* runs from .00 to .99

**ABEST 19
Monthly Investor Report**

13.1 Customer Yield (Graph)

Reporting Date	03/09/2021				
Payment Date	21/09/2021				
Period No	10				
Monthly Period	01.08.2021 - 31.08.2021				
Interest Period	from	23/08/2021	to	21/09/2021	= 29 days
Collection Period	from	01/08/2021	to	31/08/2021	



**ABEST 19
Monthly Investor Report**

14. Seasoning

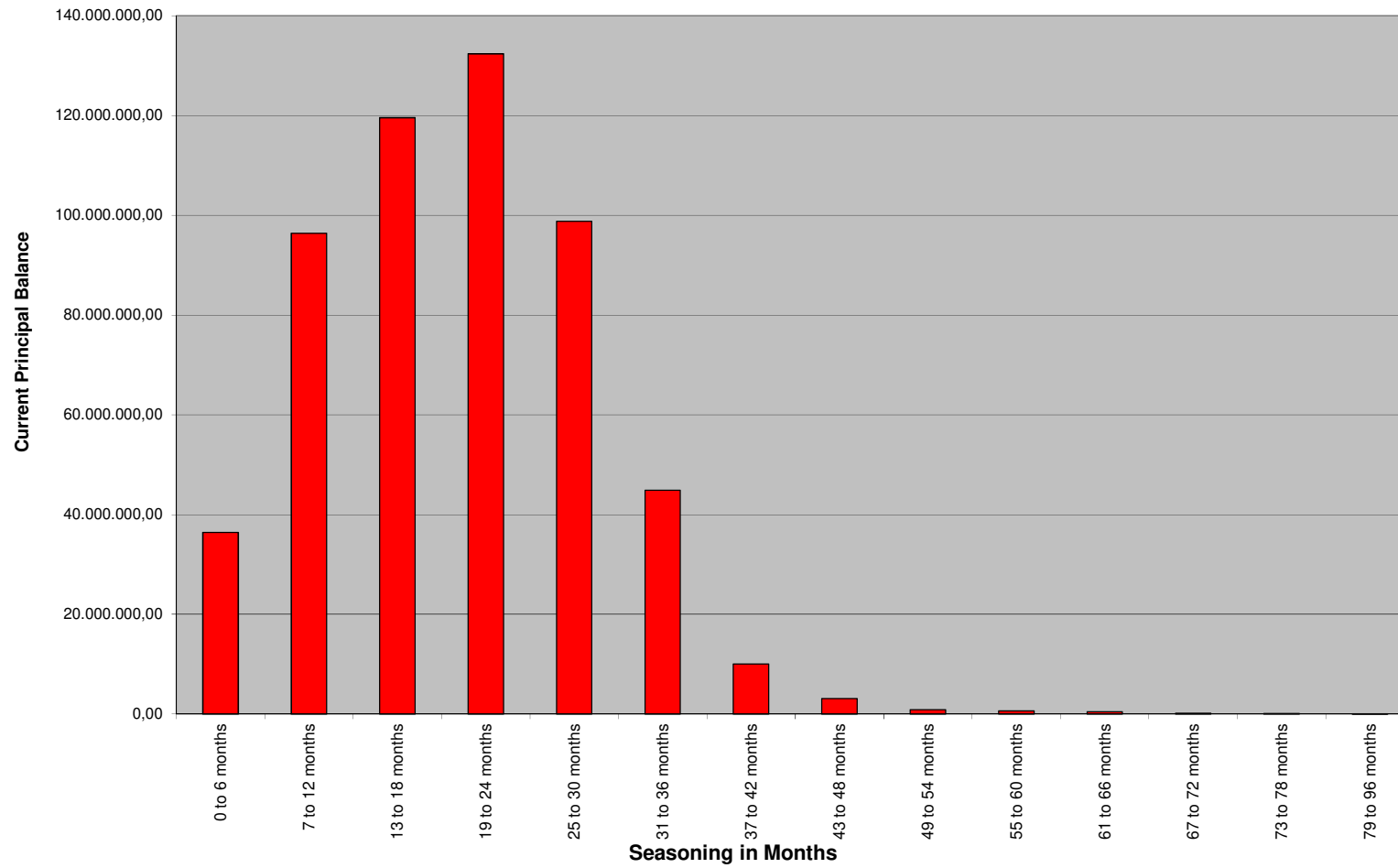
Reporting Date	03/09/2021				
Payment Date	21/09/2021				
Period No	10				
Monthly Period	01.08.2021 - 31.08.2021				
Interest Period	from	23/08/2021	to	21/09/2021	= 29 days
Collection Period	from	01/08/2021	to	31/08/2021	

<i>Seasoning in Months</i>	<i>Current Principal Balance in EUR</i>	<i>Percentage of Balance</i>	<i>Number of Loans</i>	<i>Percentage of Loans</i>
0 to 6 months	36.405.890,00	6,69%	2.703	6,81%
7 to 12 months	96.385.345,48	17,72%	6.979	17,57%
13 to 18 months	119.591.874,32	21,99%	8.239	20,75%
19 to 24 months	132.380.320,76	24,34%	9.556	24,06%
25 to 30 months	98.773.330,10	18,16%	7.295	18,37%
31 to 36 months	44.872.172,89	8,25%	3.503	8,82%
37 to 42 months	10.012.477,25	1,84%	785	1,98%
43 to 48 months	3.134.107,95	0,58%	283	0,71%
49 to 54 months	852.686,74	0,16%	121	0,30%
55 to 60 months	670.290,92	0,12%	102	0,26%
61 to 66 months	474.092,85	0,09%	63	0,16%
67 to 72 months	187.036,61	0,03%	39	0,10%
73 to 78 months	121.188,50	0,02%	28	0,07%
79 to 96 months	69.460,31	0,01%	17	0,04%
Total	543.930.274,68	100,00%	39.713	100,00%

ABEST 19
Monthly Investor Report

14.1 Seasoning (Graph)

Reporting Date	03/09/2021				
Payment Date	21/09/2021				
Period No	10				
Monthly Period	01.08.2021 - 31.08.2021				
Interest Period	from	23/08/2021	to	21/09/2021	= 29 days
Collection Period	from	01/08/2021	to	31/08/2021	



**ABEST 19
Monthly Investor Report**

15. Remaining Term

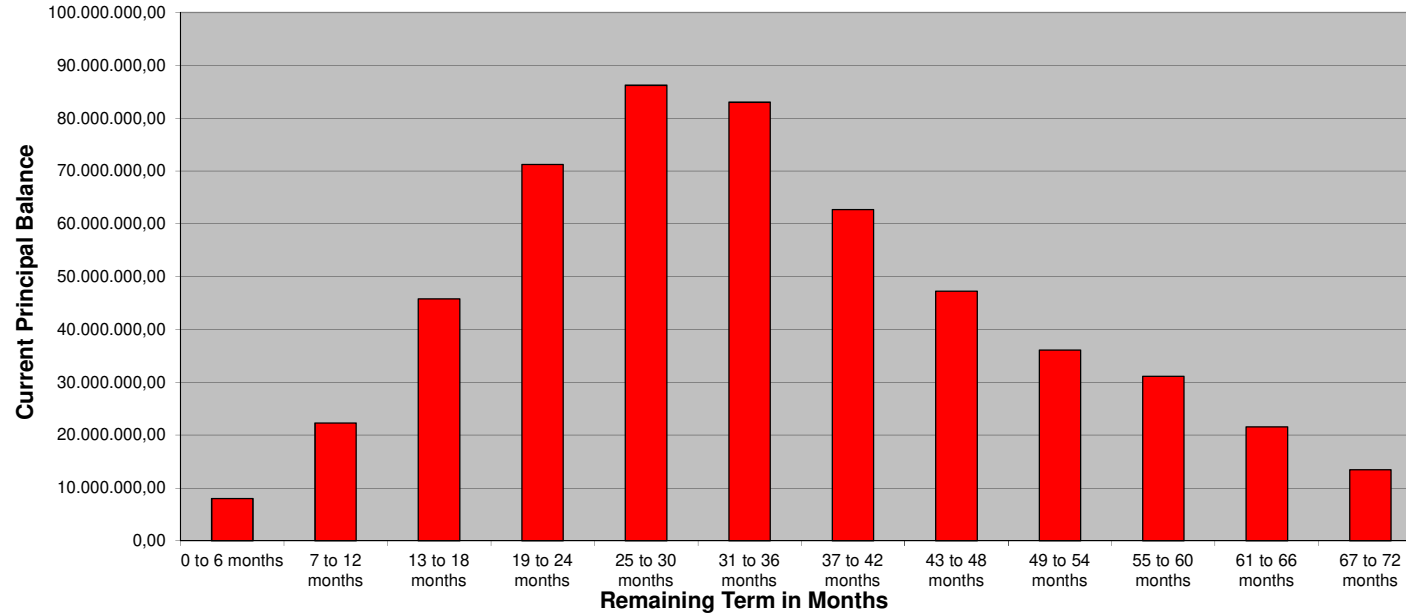
Reporting Date	03/09/2021				
Payment Date	21/09/2021				
Period No	10				
Monthly Period	01.08.2021 - 31.08.2021				
Interest Period	from	23/08/2021	to	21/09/2021	= 29 days
Collection Period	from	01/08/2021	to	31/08/2021	

<i>Remaining Term in Months</i>	<i>Current Principal Balance in EUR</i>	<i>Percentage of Balance</i>	<i>Number of Loans</i>	<i>Percentage of Loans</i>
0 to 6 months	7.969.274,23	1,47%	1.554	3,91%
7 to 12 months	22.290.231,89	4,10%	2.728	6,87%
13 to 18 months	45.764.082,88	8,41%	4.317	10,87%
19 to 24 months	71.245.249,53	13,10%	5.463	13,76%
25 to 30 months	86.247.738,49	15,86%	6.102	15,37%
31 to 36 months	83.006.241,54	15,26%	5.480	13,80%
37 to 42 months	62.671.256,04	11,52%	4.168	10,50%
43 to 48 months	47.222.769,75	8,68%	2.888	7,27%
49 to 54 months	36.098.436,08	6,64%	2.162	5,44%
55 to 60 months	31.130.374,86	5,72%	1.857	4,68%
61 to 66 months	21.560.775,88	3,96%	1.274	3,21%
67 to 72 months	13.454.403,84	2,47%	830	2,09%
73 to 84 months	15.269.439,67	2,81%	890	2,24%
Total	543.930.274,68	100,00%	39.713	100,00%

**ABEST 19
Monthly Investor Report**

15.1 Remaining Term (Graph)

Reporting Date	03/09/2021				
Payment Date	21/09/2021				
Period No	10				
Monthly Period	01.08.2021 - 31.08.2021				
Interest Period	from	23/08/2021	to	21/09/2021	= 29 days
Collection Period	from	01/08/2021	to	31/08/2021	



**ABEST 19
Monthly Investor Report**

16. Original Term

Reporting Date	03/09/2021				
Payment Date	21/09/2021				
Period No	10				
Monthly Period	01.08.2021 - 31.08.2021				
Interest Period	from	23/08/2021	to	21/09/2021	= 29 days
Collection Period	from	01/08/2021	to	31/08/2021	

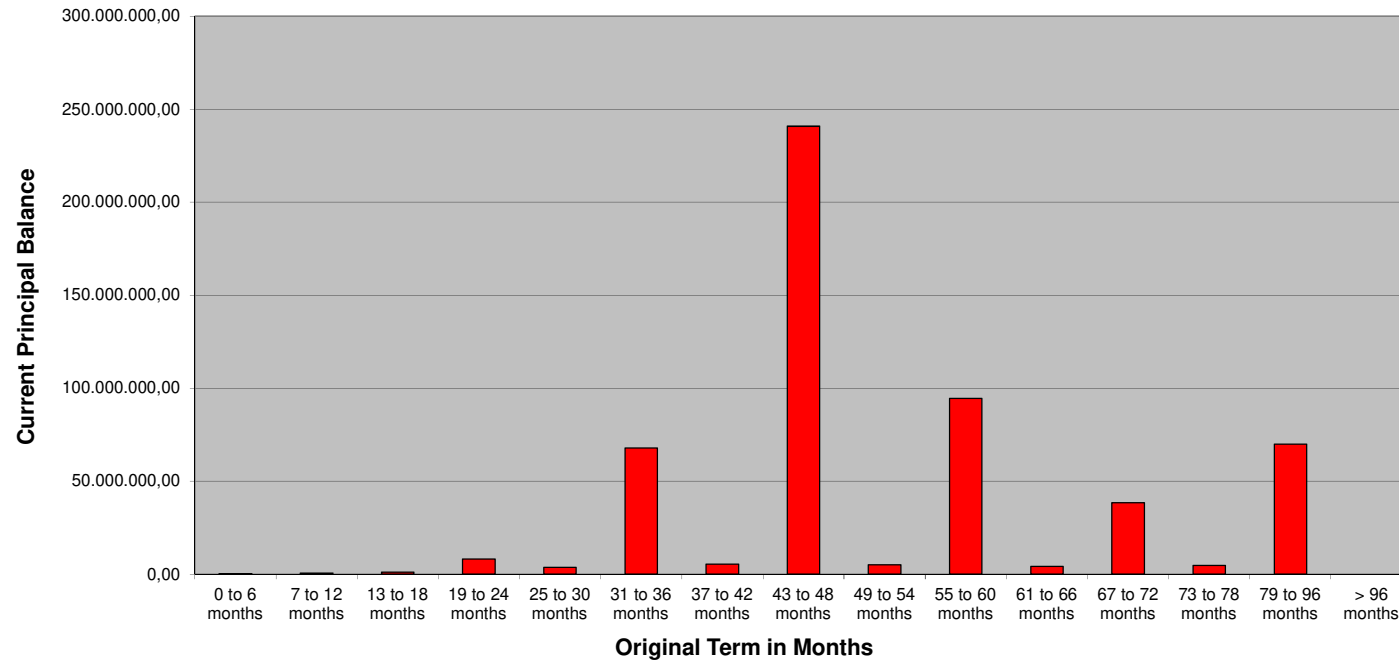
<i>Original Term in Months</i>	<i>Current Principal Balance in EUR</i>	<i>Percentage of Balance</i>	<i>Number of Loans</i>	<i>Percentage of Loans</i>
0 to 6 months	23.666,82	0,00%	7	0,02%
7 to 12 months	580.386,63	0,11%	186	0,47%
13 to 18 months	1.029.371,73	0,19%	334	0,84%
19 to 24 months	8.136.241,92	1,50%	1.443	3,63%
25 to 30 months	3.597.547,65	0,66%	798	2,01%
31 to 36 months	67.837.784,31	12,47%	6.454	16,25%
37 to 42 months	5.337.896,99	0,98%	725	1,83%
43 to 48 months	240.886.403,20	44,29%	15.840	39,89%
49 to 54 months	4.964.799,65	0,91%	465	1,17%
55 to 60 months	94.392.292,22	17,35%	6.049	15,23%
61 to 66 months	4.112.548,75	0,76%	306	0,77%
67 to 72 months	38.419.488,53	7,06%	2.365	5,96%
73 to 78 months	4.690.912,76	0,86%	277	0,70%
79 to 96 months	69.920.933,52	12,85%	4.464	11,24%
> 96 months	0,00	0,00%	0	0,00%
Total	543.930.274,68	100%	39.713,00	100%

Statistics	
WA Original Term	55,23

**ABEST 19
Monthly Investor Report**

16.1 Original Term (Graph)

Reporting Date	03/09/2021				
Payment Date	21/09/2021				
Period No	10				
Monthly Period	01.08.2021 - 31.08.2021				
Interest Period	from	23/08/2021	to	21/09/2021	= 29 days
Collection Period	from	01/08/2021	to	31/08/2021	



**ABEST 19
Monthly Investor Report**

17. Manufacturer

Reporting Date	03/09/2021				
Payment Date	21/09/2021				
Period No	10				
Monthly Period	01.08.2021 - 31.08.2021				
Interest Period	from	23/08/2021	to	21/09/2021	= 29 days
Collection Period	from	01/08/2021	to	31/08/2021	

<i>Manufacturer</i>	<i>Current Principal Balance in EUR</i>	<i>Percentage of Balance</i>	<i>Number of Loans</i>	<i>Percentage of Loans</i>
Fiat	280.242.424,12	51,5%	26.694	67,2%
Alfa Romeo	28.078.993,92	5,2%	1.477	3,7%
Jeep	103.351.273,02	19,0%	4.921	12,4%
Jaguar	27.221.818,28	5,0%	1.118	2,8%
Land Rover	72.136.978,22	13,3%	2.733	6,9%
others	32.898.787,12	6,0%	2.770	7,0%
-> Ferrari	15.023,03	0,0%	1	0,0%
-> Maserati	3.436.702,36	0,6%	84	0,2%
-> Lancia	188.738,11	0,0%	34	0,1%
-> Chrysler	100.913,87	0,0%	9	0,0%
-> Dodge	1.675.045,90	0,3%	53	0,1%
-> others	27.482.363,85	5,1%	2.589	6,5%
	543.930.274,68	100,00%	39.713,00	100,00%

ABEST 19
Monthly Investor Report

18. Priority of Payments

Reporting Date	03/09/2021				
Payment Date	21/09/2021				
Period No	10				
Monthly Period	01.08.2021 - 31.08.2021				
Interest Period	from	23/08/2021	to	21/09/2021	= 29 days
Collection Period	from	01/08/2021	to	31/08/2021	

Priority of Payments during the Revolving Period

	N/A
Available Distribution Amount	+ 16.993.992,24
1. Payable Expenses	- 12.753,70
2. to credit into Expenses Account the Withholding Amount	- -
3. Remuneration to the Trustee	- -
4. Remuneration to Calculation Agent, Cash Manager, Account Bank, Paying Agents, Corporate Servicer, Servicer, Programme Administrator, Cash Administrator, Back-up Servicer Facilitator and any other invoiced costs	- 468.659,50
5. Interest payments to swap counterparty and swap termination payments if the issuer is the defaulting party;	- 79.805,70
6. Interest on Class A	- 54.528,06
7. Interest on Class B	- 10.210,42
8. Interest on Class C	- 18.326,39
9. Interest on Class D	- 16.428,50
10. Interest on Class E	- 30.168,06
11. Required Reserved Amount on the Reserve Account	- -
12. Purchase of further receivables or to credit the replenishment account /Purchase New Portfolios/Redeemed Senior Notes	- 15.135.461,85
13. Replenishment of the reserve fund up to the required principal reserve amount	- 33.624,65
14. Termination payments if the swap counterparty is the defaulting party	- -
15. Any amount due and payable, but not already paid, to Originator and Sericer	- -
16. Interest on Class M	- 102.627,78
16. Additional servicing fee	- 1.031.297,64
17. Transaction Gain payments to the shareholder of the issuer	- 100,00

Priority of Payments during the Amortisation Period

	Payment
Available Distribution Amount	+
1. Payable Expenses	-
2. to credit into Expenses Account the Withholding Amount	-
3. Remuneration to the Trustee (including costs and expenses)	-
4. Remuneration to Calculation Agent, Cash Manager, Account Bank, Paying Agents, Corporate Servicer, Servicer, Programme Administrator, Cash Administrator, Back-up Servicer Facilitator and any other invoiced costs	-
5. to pay pari passu and pro rata to the Swap Counterparty	-
6. Class A Interest Amount	-
7. Class B Interest Amount	-
8. Class C Interest Amount	-
9. Class D Interest Amount	-
10. Class E Interest Amount	-
11. to credit to the Reserve Account the Required Reserve Amount	-
12. to pay pari passu and pro rata, the Class A Redemption Amount	-
13. to pay pari passu and pro rata, the Class B Redemption Amount (provided that Class A Notes have been redeemed in full)	-
14. to pay pari passu and pro rata, the Class C Redemption Amount (provided that Class B Notes have been redeemed in full)	-
15. to pay pari passu and pro rata, the Class D Redemption Amount (provided that Class C Notes have been redeemed in full)	-
16. to pay pari passu and pro rata, the Class E Redemption Amount (provided that Class D Notes have been redeemed in full)	-
17. to pay any amount due and payable to the Swap Counterparties resulting from an Event of Default	-
18. to pay to Originator and to Servicer any amount due and payable not already paid	-
19. Class M Interest Amount	-
20. to pay pari passu and pro rata, the Class M Redemption Amount (provided that Class E Notes have been redeemed in full)	-
21. Additional Servicing Fee	-
22. Transaction Gain to the shareholders	-

ABEST 19
Monthly Investor Report

19. Transaction Costs

Reporting Date	03/09/2021				
Payment Date	21/09/2021				
Period No	10				
Monthly Period	01.08.2021 - 31.08.2021				
Interest Period	from	23/08/2021	to	21/09/2021	=
Collection Period	from	01/08/2021	to	31/08/2021	29 days

Transaction Costs	561.800.000,0	483.500.000,0	19.500.000,0	18.200.000,0	10.300.000,0	10.700.000,0	19.600.000,0
	All notes	Class A	Class B	Class C	Class D	Class E	Class M
Senior Expenses	12.753,70 €	<u>10.976,17</u>	<u>442,68</u>	<u>413,17</u>	<u>233,83</u>	<u>242,91</u>	<u>444,95</u>
Interest accrued for the Period	232.289,19 €	54.528,06 €	10.210,42 €	18.326,39 €	16.428,50 €	30.168,06 €	102.627,78 €
Interest Payments	232.289,19 €	54.528,06 €	10.210,42 €	18.326,39 €	16.428,50 €	30.168,06 €	102.627,78 €
Unpaid Interest for the Period							
Cumulative Unpaid Interest							

ABEST 19
Monthly Investor Report

20. Swap Counterparty Data

Reporting Date	03/09/2021				
Payment Date	21/09/2021				
Period No	10				
Monthly Period	01.08.2021 - 31.08.2021				
Interest Period	from	23/08/2021	to	21/09/2021	= 29 days
Collection Period	from	01/08/2021	to	31/08/2021	

Swap Counterparty Data

Swap Counterparty Provider

FCA BANK Deutschland GMBH

Swap Data

Swap Type		IRS
Notional Amount		483.500.000,00
Fixed Rate	-	0,38
Floating Rate (Euribor)	-	0,5600
Net Swap Payments		70.107,50

**ABEST 19
Monthly Investor Report**

21. Retention

Reporting Date	03/09/2021				
Payment Date	21/09/2021				
Period No	10				
Monthly Period	01.08.2021 - 31.08.2021				
Interest Period	from	23/08/2021	to	21/09/2021	= 29 days
Collection Period	from	01/08/2021	to	31/08/2021	

Retention according to 405a CRR

Net Economic Interest Retained by the Originator	Outstanding Balance	Percentage of Outstanding Portfolio (%)
Class A Notes	483.500.000,00	88,89%
Class B Notes	19.500.000,00	3,59%
Class C Notes	18.200.000,00	3,35%
Class D Notes	10.300.000,00	1,89%
Class E Notes	10.700.000,00	1,97%
Class M Notes	19.600.000,00	3,60%

Retention Amount	EUR	%
Minimum Retention Class A	24.175.000,00	5,00%
Minimum Retention Class B	975.000,00	5,00%
Minimum Retention Class C	910.000,00	5,00%
Minimum Retention Class D	515.000,00	5,00%
Minimum Retention Class E	535.000,00	5,00%
Minimum Retention Class M	980.000,00	5,00%

Actual Retention Class A	24.200.000,00	5,01%
Actual Retention Class B	19.500.000,00	100,00%
Actual Retention Class C	18.200.000,00	100,00%
Actual Retention Class D	10.300.000,00	100,00%
Actual Retention Class E	10.700.000,00	100,00%
Actual Retention Class M	19.600.000,00	100,00%

The Originator will retain for the life of the Transaction a material net economic interest of not less than 5 per cent. in the Transaction in accordance with Article 405 of Regulation (EU) No 575/2013 of the European Parliament and of the Council of 26 June 2013 on prudential requirements for credit institutions and investment firms and amending Regulation (EU) No 648/2012 (the "CRR"), Article 51 of the Commission Delegated Regulation (EU) No 231/2013 of 19 December 2012 supplementing the Alternative Investment Fund Managers Directive (2011/61/EC) (the "AIFMD") and Article 254 of the Commission Delegated Regulation (EU) 2015/35 supplementing EU Directive 2009/138/EC on the taking up and pursuit of the business of insurance and reinsurance (the "Solvency II Delegated Regulation"), provided that the level of retention may reduce over time in compliance with Article 10 (2) of the Commission's Delegated Regulation 625/2014. As of the Closing Date and thereafter on an on-going basis, the Originator will retain a material net economic interest of not less than 5 per cent. of the initial Note Principal Amount of each of the Class A Notes, the Class B Notes, the Class C Notes, the Class D Notes, the Class E Notes and the Class M Notes (the "Retained Notes"), representing the nominal value of each of the tranches sold or transferred to the investors, as set out in Article 405 Paragraph 1(a) CRR; Article 51 Paragraph 1(a) AIFMD and Article 254 Paragraph 2(a) Solvency II Delegated Regulation.

**ABEST 19
Monthly Investor Report**

22. Counterparties I

Reporting Date			
Payment Date			
Period No			
Monthly Period			
Interest Period	21/09/2021	=	29 days
Collection Period	31/08/2021		

		Moody's			Fitch		
		Long Term	Short Term	Outlook	Long Term	Short Term	Outlook
Arrangers	CA-CIB	Aa3	P-1	STABLE	A+	F1	NEGATIVE
	Unicredit Bank AG	A2	P-1	NEGATIVE	BBB	F2	NEGATIVE
	Merril Lynch International	A2	P-1	STABLE	AA-	F1+	STABLE
Transaction Account:	The Bank of New York Mellon, Frankfurt Branch	n.a.	n.a.	n.a.	n.a.	n.a.	n.a.
Paying Agent:	The Bank of New York Mellon, London Branch	n.a.	n.a.	n.a.	n.a.	n.a.	n.a.
Swap Counterparty:	FCA BANK Deutschland GMBH	n.a.	n.a.	n.a.	n.a.	n.a.	n.a.

**ABEST 19
Monthly Investor Report**

23. Counterparties II

Reporting Date	03/09/2021				
Payment Date	21/09/2021				
Period No	10				
Monthly Period	01.08.2021 - 31.08.2021				
Interest Period	from	23/08/2021	to	21/09/2021	= 29 days
Collection Period	from	01/08/2021	to	31/08/2021	

Transaction Security Trustee: **TMF Investments SA - Switzerland**

Data Trustee: **TMF Investments SA - Switzerland**

Rating Agencies: **Moody's** **Fitch Ratings GmbH**

Corporate Administration: **TMF Deutschland AG**

ABEST 19
Monthly Investor Report

24. Issuer Information

Reporting Date	03/09/2021				
Payment Date	21/09/2021				
Period No	10				
Monthly Period	01.08.2021 - 31.08.2021				
Interest Period	from	23/08/2021	to	21/09/2021	= 29 days
Collection Period	from	01/08/2021	to	31/08/2021	

Deal Name: ABEST 19

Issuer: ABEST 19

Seller of the Receivables: FCA Bank Deutschland GmbH

Servicer Name: FCA Bank Deutschland GmbH

Reporting Entity: Ca-cib Milan

Contact: Doriana Bettini
doriana.bettini@ca-cib.com

**ABEST 19
Monthly Investor Report**

25. Originator, Servicer

Reporting Date	03/09/2021				
Payment Date	21/09/2021				
Period No	10				
Monthly Period	01.08.2021 - 31.08.2021				
Interest Period	from	23/08/2021	to	21/09/2021	= 29 days
Collection Period	from	01/08/2021	to	31/08/2021	

Contact Details

FCA Bank Deutschland GmbH

heike.simon@fcagroup.com

Ratings FCA Bank SpA

(Downgrade Event)

In respect of the Servicer, and only if the Originator acts as Servicer, that the long-term rating of FCA Bank SpA unsecured, unsubordinated and unguaranteed debt obligations falls below Ba3 by Moody's

Moody's
Ba3

ABEST 19
Monthly Investor Report

25. Glossary

Reporting Date	03/09/2021				
Payment Date	21/09/2021				
Period No	10				
Monthly Period	01.08.2021 - 31.08.2021				
Interest Period	from	23/08/2021	to	21/09/2021	= 29 days
Collection Period	from	01/08/2021	to	31/08/2021	

Ca-cib Milano
Calculation Agent
Doriana.bettini@ca-cib.com