

**ABEST 19**  
**Monthly Investor Report**

**Cover Sheet Monthly Investor Report**

Reporting Date	04/06/2021				
Payment Date	21/06/2021				
Period No	7				
Monthly Period	01.05.2021 - 31.5.2021				
Interest Period	from 21/05/2021	to 21/06/2021	=	31 days	
Collection Period	from 01/05/2021	to 31/05/2021			

**Index**

**Page**

1. Portfolio Information	<a href="#">1</a>
2. Reserve Accounts	<a href="#">2</a>
3. Performance Data	<a href="#">3</a>
4. Outstanding Notes	<a href="#">4</a>
5. Original Principal Balance	<a href="#">5</a>
5.1 Original PB (Graph)	<a href="#">5.1</a>
6. Current Principal Balance	<a href="#">6</a>
6.1 Current PB (Graph)	<a href="#">6.1</a>
7. Borrower Concentration	<a href="#">7</a>
8. Geographical Distribution	<a href="#">8</a>
8.1 Geographical (Graph)	<a href="#">8.1</a>
9. Object Type	<a href="#">9</a>
10. Insurance Coverage	<a href="#">10</a>
11. Contract Type	<a href="#">11</a>
12. Payment Methods	<a href="#">12</a>
13. Customer Yield	<a href="#">13</a>
13.1 Customer Yield (Graph)	<a href="#">13</a>
14. Seasoning	<a href="#">14</a>
14.1 Seasoning (Graph)	<a href="#">14.1</a>
15. Remaining Term	<a href="#">15</a>
15.1 Remaining Term (Graph)	<a href="#">15.1</a>
16. Original Term	<a href="#">16</a>
16.1 Original Term (Graph)	<a href="#">16</a>
17. Manufacturer	<a href="#">17</a>
18. Priority of Payments	<a href="#">18</a>
19. Transaction Costs	<a href="#">19</a>
20. Swap Counterparty Data	<a href="#">20</a>
21. Retention	<a href="#">21</a>
22. Counterparties I	<a href="#">22</a>
23. Counterparties II	<a href="#">23</a>
25. Originator	<a href="#">25</a>
26. Disclaimer	<a href="#">26</a>

**ABEST 19**  
**Monthly Investor Report**

**1. Portfolio Information**

Reporting Date	04/06/2021				
Payment Date	21/06/2021				
Period No	7				
Monthly Period	01.05.2021 - 31.5.2021				
Interest Period	from	21/05/2021	to	21/06/2021	= 31 days
Collection Period	from	01/05/2021	to	31/05/2021	

Outstanding Receivables	No. of Contracts	current period	previous period
		Aggregate Outstanding Principal Amount	Aggregate Outstanding Principal Amount
<b>Beginning of Period (collection period)</b>		<b>559.060.200,54 €</b>	<b>559.058.176,98</b>
Scheduled Principal Payments		8.997.109,96 €	8.336.673,70
Prepayment Principal		4.948.846,42 €	3.997.136,77
Others		1.438.907,80 €	1.599.366,16
Recoveries		- €	-
<b>Total Principal Collections</b>		<b>15.384.864,18 €</b>	<b>13.933.176,63</b>
<b>Total Interest Collections</b>		<b>1.949.342,36 €</b>	<b>1.745.036,39</b>
<b>Defaults</b>		<b>-</b>	<b>3.048,94</b>
<b>End of Period (after Payment Date)</b>	<b>37.985</b>	<b>559.053.013,45 €</b>	<b>559.060.200,54</b>
Balance of the Replenishment account (after Payment Date)		<b>35.986,55 €</b>	<b>28.781,46</b>
Current Prepayment Rate (annualised)		10,62%	8,58%
<b>New sale Offer</b>		<b>15.377.677,09 €</b>	<b>13.938.249,13</b>

**ABEST 19**  
**Monthly Investor Report**

**2. Reserve Accounts**

Reporting Date	04/06/2021			
Payment Date	21/06/2021			
Period No	7			
Monthly Period	01.05.2021 - 31.5.2021			
Interest Period from	21/05/2021	to	21/06/2021	= 31 days
Collection Period from	01/05/2021	to	31/05/2021	

**Aggregate Rated Notes Balance**

Beginning of Period	561.800.000,00
End of Period	561.800.000,00

**Reserve Accounts**

Reserve Account	in %	euro	Trigger Event y/n
Beginning of Period	0,5%	2.711.000,00 €	no
Cash Outflow	€ -		
Cash Inflow	€ -		
End of Period	0,5%	2.711.000,00 €	
Required Reserve Fund	€ -		

**ABEST 19**  
**Monthly Investor Report**

**3. Performance Data**

Reporting Date	04/06/2021				
Payment Date	21/06/2021				
Period No	7				
Monthly Period	01.05.2021 - 31.5.2021				
Interest Period from	21/05/2021	to	21/06/2021	=	31 days
Collection Period from	01/05/2021	to	31/05/2021		

**Note Balance**

Beginning of Period	561.800.000,00 €
End of Period	561.800.000,00 €

**Ratios**

**3-MRA\* 31- 60 days past due**

31- 60 days past due period before previous period	0,00%
31- 60 days past due previous period	0,00%
31- 60 days past due current period	397.103,84 €

**3-MRA\* 61-90 days past due**

61- 90 days past due period before previous period	0,00%
61- 90 days past due previous period	0,00%
61- 90 days past due current period	228.816,63 €

**3-MRA\* 91-120 days past due**

91- 120 days past due period before previous period	0,00%
91- 120 days past due previous period	0,00%
91- 120 days past due current period	220.090,80 €

**Early Amortisation Event**

**Cumulative Default Level**

Cumulative Default Level period before previous period	0,00%
Cumulative Default Level previous period	0,00%
Cumulative Default Level current period	0,00%

**Trigger Breach (if higher than 4.60%)**

**NO**

**Delinquency Level**

Delinquency Level period before previous period	0,00%
Delinquency Level current period	0,01%

**Trigger Breach (if higher than 0.80% for 2 consecutive Calculation Dates)**

**NO**

**Principal Deficiency Amount Shortfall**

**NO**

**Trigger Breach (if the Principal Deficiency Amount Shortfall is higher than zero)**

**Replenishment Amount**

**Trigger Breach (if Replenishment Amount is higher than 20% of the Aggregate Rated Notes Outstanding Amount on each of three consecutive Calculation Dates)**

**NO**

**Performance Data**

Number of Contracts being 31-60 Days delinquent	27
Number of Contracts being 61-90 Days delinquent	18
Number of Contracts being 91-120 Days delinquent	14
Gross instalments being 31-60 days delinquent	9.498,47
Gross instalments being 61-90 days delinquent	5.159,36
Gross instalments being 91-120 days delinquent	5.484,00
Current Period Termination	23.389,00
Cumulative Termination	69.436,06
New number of Contracts being terminated	4,00
Total number of Contracts being terminated	11,00
Current Period Recoveries	0,00
Cumulative Recoveries	0,00

**ABEST 19**  
**Monthly Investor Report**

**4. Outstanding Notes**

Reporting Date	04/06/2021					
Payment Date	21/06/2021					
Period No	7					
Monthly Period	01.05.2021 - 31.5.2021					
Interest Period from	21/05/2021	to	21/06/2021	=	=	31 days
Collection Period from	01/05/2021	to	31/05/2021			

Principal Payable Amount (during Amortising Period)

<b>1. Note Balance</b>	<b>All notes</b>	<b>Class A</b>	<b>Class B</b>	<b>Class C</b>	<b>Class D</b>	<b>Class E</b>	<b>Class M</b>
<b>General Note Information</b>							
ISIN Code	XS2247538023	XS2247538452	XS2247538619	XS2247538882	XS2247539005	XS2247539344	
Currency	EURO	EURO	EURO	EURO	EURO	EURO	EURO
Initial Tranching							
Legal Maturity	dic 2031	dic 2031	dic 2031	dic 2031	dic 2031	dic 2031	dic 2031
Expected Maturity							
Original Rating (Fitch/ Moody's)	AAA(sf)/ Aaa (Sf)	AA(sf)/Aa1 (sf)	A(sf)/A1(sf)	BBB(sf)/Baa2(sf)	BB+(sf)/Ba2(sf)		n/a
Current Rating (Fitch / Moody's)*	AAA(sf)/ Aaa (Sf)	AA(sf)/Aa1 (sf)	A(sf)/A1(sf)	BBB(sf)/Baa2(sf)	BB+(sf)/Ba2(sf)		n/a
Initial Notes Aggregate Principal Outstanding Balance							
Initial Nominal per Note	100.000,00 €	100.000,00 €	100.000,00 €	100.000,00 €	100.000,00 €	100.000,00 €	100.000,00 €
Initial Number of Notes per Class	0	0	0	0	0	0	0
<b>Current Note Information</b>							
Class Principal Outstanding Balance Beginning of Period	483.500.000,00 €	19.500.000,00 €	18.200.000,00 €	10.300.000,00 €	10.700.000,00 €	19.600.000,00 €	
Amortisation		n.a.	n.a.	n.a.	n.a.	n.a.	
Redemption per Note	0,00 €						
Class Principal Outstanding Balance End of Period	483.500.000,00 €	19.500.000,00 €	18.200.000,00 €	10.300.000,00 €	10.700.000,00 €	19.600.000,00 €	
Current Tranching							
Current Pool Factor	1,00	1,00	1,00	1,00	1,00	1,00	1,00
<b>2. Payments to Investors per Note</b>							
<b>All notes</b>	<b>Class A</b>	<b>Class B</b>	<b>Class C</b>	<b>Class D</b>	<b>Class E</b>	<b>Class M</b>	
Interest Rate Basis: 1-M Euribor / Spread	0,138						
DayCount Convention	ACT/360	ACT/360	ACT/360	ACT/360	ACT/360	ACT/360	ACT/360
Interest Days	31 days	31 days	31 days	31 days	31 days	31 days	31 days
Principal Outstanding Beginning of Period	483.500.000,00 €	19.500.000,00 €	18.200.000,00 €	10.300.000,00 €	10.700.000,00 €	19.600.000,00 €	19.600.000,00 €
> Principal Repayment	<b>0,00 €</b>	<b>0,00 €</b>	<b>0,00 €</b>	<b>0,00 €</b>	<b>0,00 €</b>	<b>0,00 €</b>	<b>0,00 €</b>
Principal Outstanding End of Period	483.500.000,00 €	19.500.000,00 €	18.200.000,00 €	10.300.000,00 €	10.700.000,00 €	19.600.000,00 €	19.600.000,00 €
> Interest accrued for the period	<b>57.455,92 €</b>	<b>10.914,58 €</b>	<b>19.590,28 €</b>	<b>17.561,50 €</b>	<b>32.245,11 €</b>	<b>109.705,56 €</b>	
Interest Payment							
<b>Initial total CE (Subordination, Reserve)</b>							
Current CE	13,93%	10,46%	7,22%	5,39%	3,48%	0,00%	

**ABEST 19**  
**Monthly Investor Report**

**5. Original Principal Balance**

as of ISSUE DATE

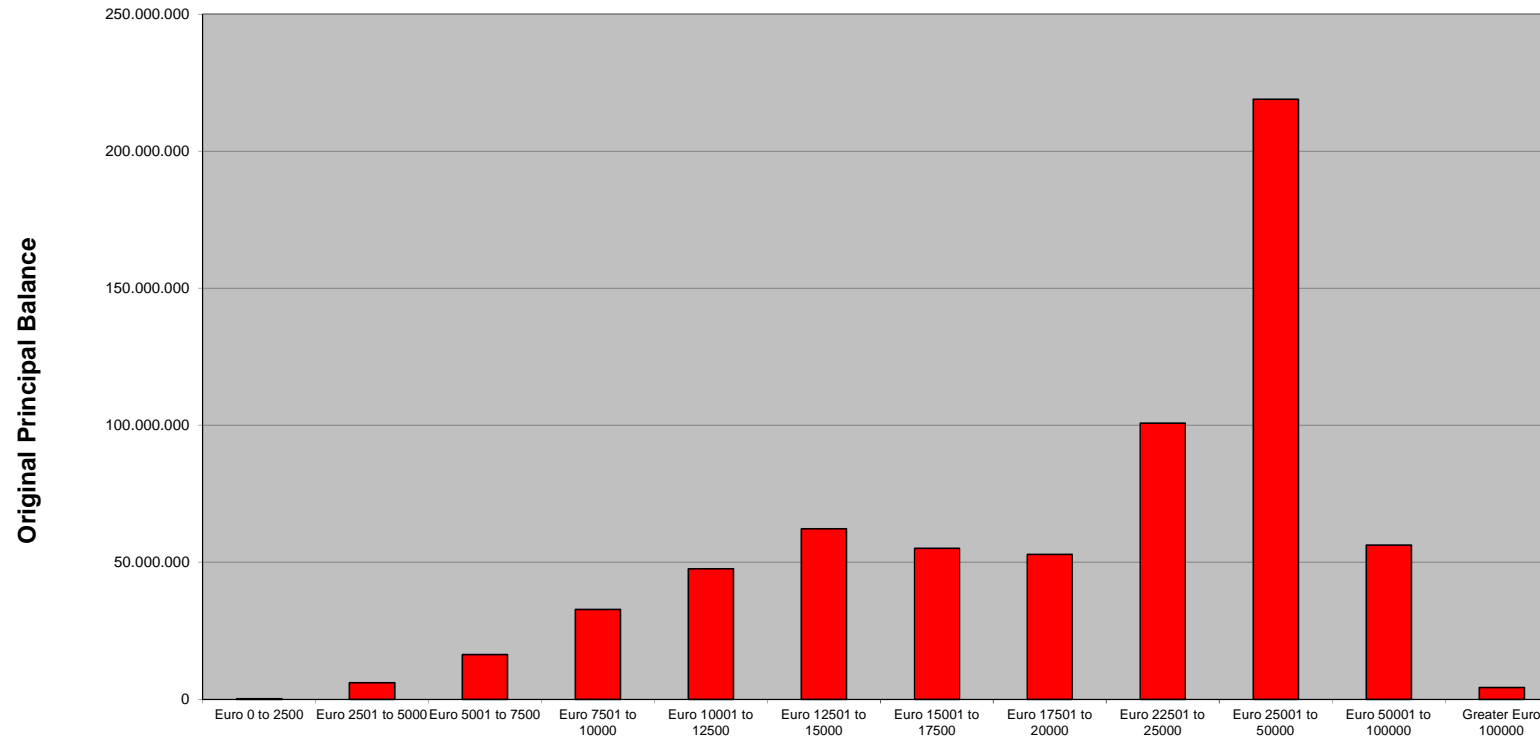
Reporting Date	04/06/2021				
Payment Date	21/06/2021				
Period No	7				
Monthly Period	01.05.2021 - 31.5.2021				
Interest Period	from	21/05/2021	to	21/06/2021	= 31 days
Collection Period	from	01/05/2021	to	31/05/2021	

<i>Original Principal Balance (Ranges in EUR)</i>	<i>Original Principal Balance in EUR</i>	<i>Percentage of Balance</i>	<i>Number of Loans</i>	<i>Percentage of Loans</i>
Euro 0 to 2500	277.642	0,0%	131,00	0,38%
Euro 2501 to 5000	6.037.198	0,9%	1.495,00	4,28%
Euro 5001 to 7500	16.236.899	2,5%	2.555,00	7,32%
Euro 7501 to 10000	32.807.091	5,0%	3.689,00	10,57%
Euro 10001 to 12500	47.586.015	7,3%	4.206,00	12,05%
Euro 12501 to 15000	62.140.313	9,5%	4.511,00	12,92%
Euro 15001 to 17500	55.046.450	8,4%	3.399,00	9,74%
Euro 17501 to 20000	52.817.087	8,1%	2.812,00	8,06%
Euro 22501 to 25000	100.690.819	15,4%	4.480,00	12,83%
Euro 25001 to 50000	219.004.473	33,5%	6.691,00	19,17%
Euro 50001 to 100000	56.254.715	8,6%	904,00	2,59%
Greater Euro 100000	4.289.009	0,7%	36,00	0,10%
<b>Total</b>	<b>653.187.711,36</b>	<b>100,00%</b>	<b>34.909</b>	<b>100,00%</b>

**ABEST 19**  
**Monthly Investor Report**

**5.1 Original PB (Graph)**

Reporting Date	04/06/2021				
Payment Date	21/06/2021				
Period No	7				
Monthly Period	01.05.2021 - 31.5.2021				
Interest Period	from	21/05/2021	to	21/06/2021	= 31 days
Collection Period	from	01/05/2021	to	31/05/2021	



**ABEST 19**  
**Monthly Investor Report**

**6. Current Principal Balance**

Reporting Date	04/06/2021				
Payment Date	21/06/2021				
Period No	7				
Monthly Period	01.05.2021 - 31.5.2021				
Interest Period	from	21/05/2021	to	21/06/2021	= 31 days
Collection Period	from	01/05/2021	to	31/05/2021	

<i>Current Principal Balance (Ranges in EUR)</i>	<i>Current Principal Balance in EUR</i>	<i>Percentage of Balance</i>	<i>Number of Loans</i>	<i>Percentage of Loans</i>
Euro 0 to 2500	2.705.820,20	0,5%	1.814	4,8%
Euro 2501 to 5000	12.717.044,49	2,3%	3.342	8,8%
Euro 5001 to 7500	28.047.724,45	5,2%	4.450	11,7%
Euro 7501 to 10000	45.376.556,98	8,3%	5.165	13,6%
Euro 10001 to 12500	61.182.433,48	11,3%	5.442	14,3%
Euro 12501 to 15000	56.201.377,30	10,3%	4.110	10,8%
Euro 15001 to 17500	50.355.368,13	9,3%	3.107	8,2%
Euro 17501 to 20000	48.221.932,88	8,9%	2.574	6,8%
Euro 22501 to 25000	77.732.225,82	14,3%	3.486	9,2%
Euro 25001 to 50000	131.696.611,96	24,2%	4.024	10,6%
Euro 50001 to 100000	27.766.112,34	5,1%	457	1,2%
Greater Euro 100000	1.675.177,27	0,3%	14	0,0%
<b>Total</b>	<b>543.678.385,30</b>	<b>100,0%</b>	<b>37.985</b>	<b>100,0%</b>

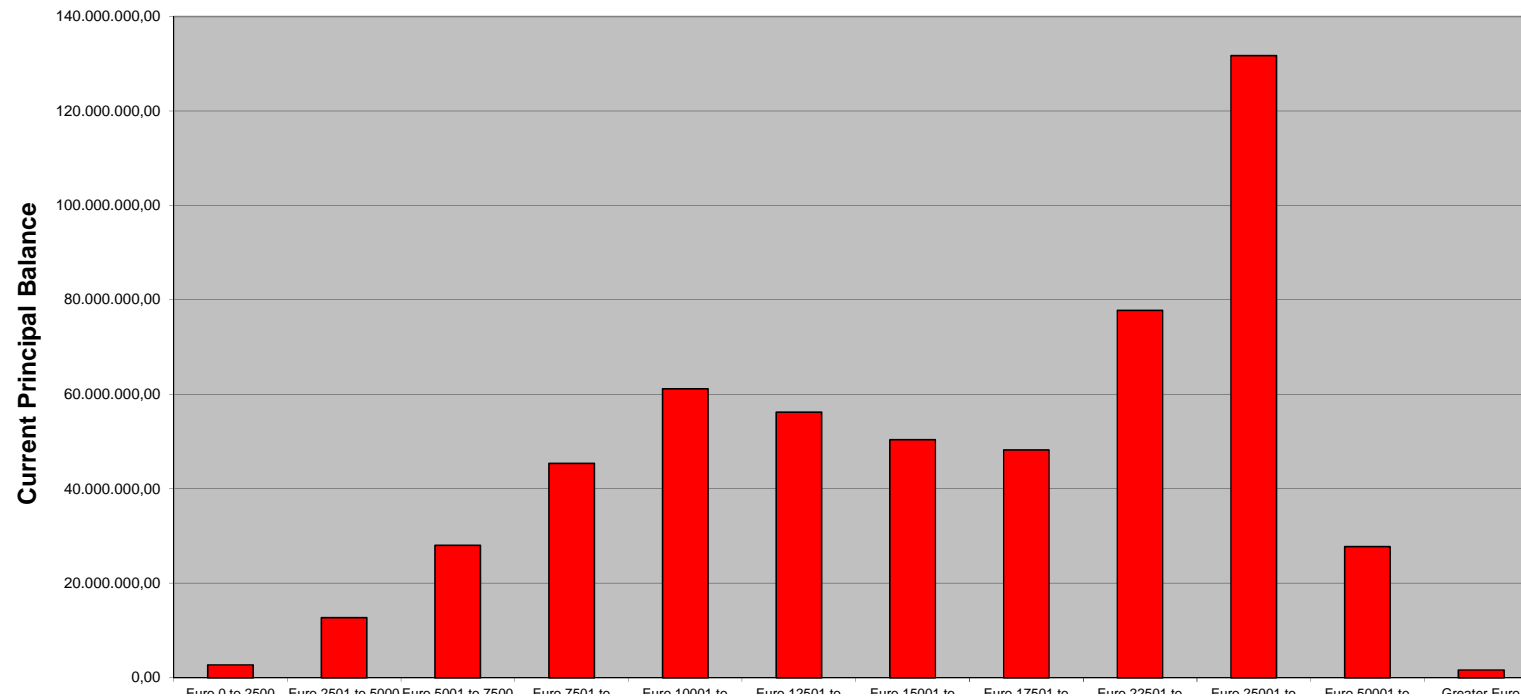
<b>Statistics</b>	<b>in EUR</b>
Average Amount	14.312,98



**ABEST 19**  
**Monthly Investor Report**

**6.1 Current PB (Graph)**

Reporting Date	04/06/2021				
Payment Date	21/06/2021				
Period No	7				
Monthly Period	01.05.2021 - 31.5.2021				
Interest Period	from	21/05/2021	to	21/06/2021	= 31 days
Collection Period	from	01/05/2021	to	31/05/2021	



**ABEST 19**  
**Monthly Investor Report**

**7. Borrower Concentration**

Reporting Date	04/06/2021				
Payment Date	21/06/2021				
Period No	7				
Monthly Period	01.05.2021 - 31.5.2021				
Interest Period	from	21/05/2021	to	21/06/2021	= 31 days
Collection Period	from	01/05/2021	to	31/05/2021	

No	Current Principal Balance in EUR	Percentage of Balance	Number of Loans
1	533.184,00	0,10%	41
2	252.699,31	0,05%	24
3	251.601,60	0,05%	17
4	232.939,36	0,04%	10
5	206.303,22	0,04%	17
6	189.868,06	0,03%	9
7	187.636,03	0,03%	12
8	184.840,46	0,03%	16
9	184.802,30	0,03%	1
10	173.850,11	0,03%	29
11	169.982,77	0,03%	9
12	168.587,77	0,03%	8
13	167.504,45	0,03%	2
14	154.294,20	0,03%	12
15	153.103,46	0,03%	12
16	151.916,86	0,03%	2
17	146.928,17	0,03%	7
18	143.084,74	0,03%	12
19	139.883,79	0,03%	6
20	139.399,90	0,03%	2
<b>Total</b>	<b>3.932.410,56</b>	<b>0,72%</b>	<b>248</b>

**ABEST 19**  
**Monthly Investor Report**

**8. Geographical Distribution**

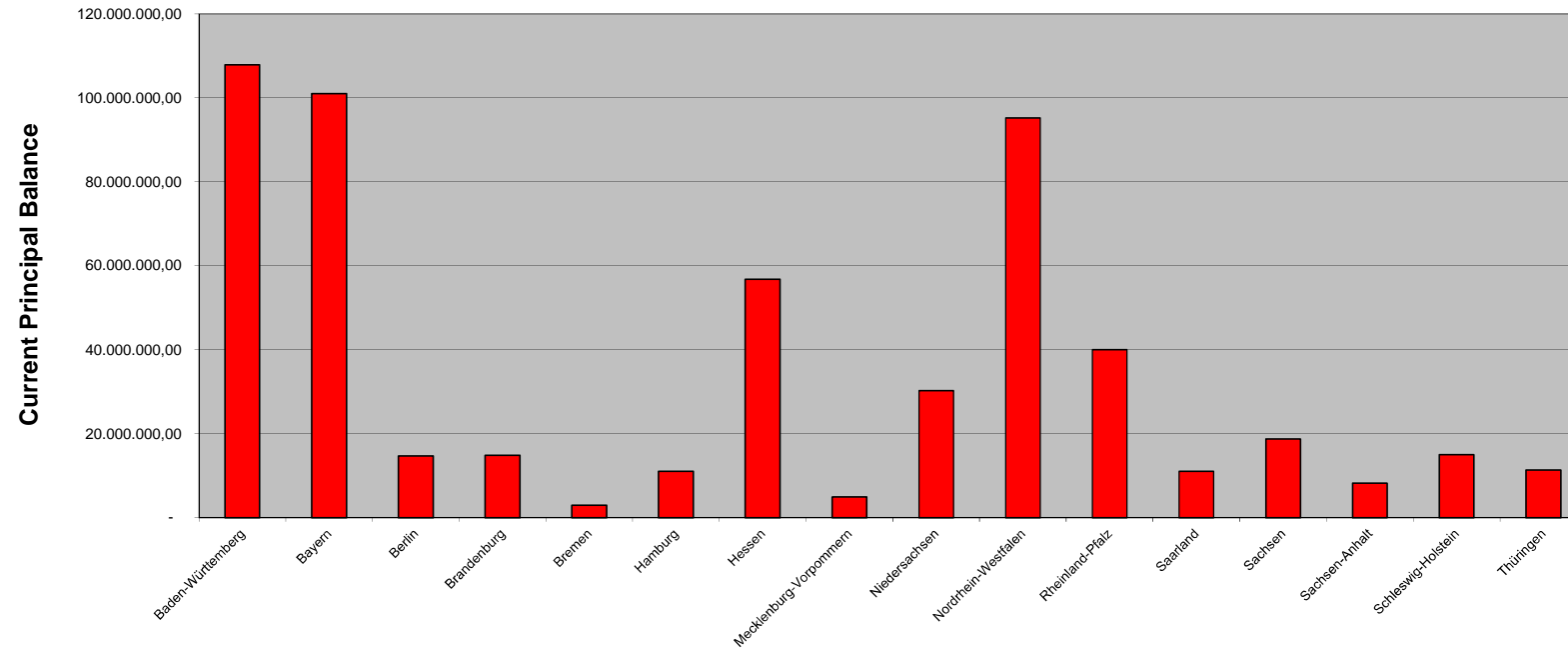
Reporting Date	04/06/2021				
Payment Date	21/06/2021				
Period No	7				
Monthly Period	01.05.2021 - 31.5.2021				
Interest Period	from	21/05/2021	to	21/06/2021	= 31 days
Collection Period	from	01/05/2021	to	31/05/2021	

State	Current Principal Balance in EUR	Percentage of Balance	Number of Loans	Percentage of Loans
Outside of Germany	30.209,82	0,0%	1	0,0%
Baden-Württemberg	107.834.131,00	19,8%	7.746	20,4%
Bayern	101.039.988,80	18,6%	7.553	19,9%
Berlin	14.663.590,43	2,7%	878	2,3%
Brandenburg	14.852.050,34	2,7%	929	2,4%
Bremen	2.946.472,59	0,5%	235	0,6%
Hamburg	11.017.522,72	2,0%	696	1,8%
Hessen	56.806.616,87	10,4%	3.866	10,2%
Mecklenburg-Vorpomm	4.900.519,82	0,9%	350	0,9%
Niedersachsen	30.215.023,18	5,6%	1.989	5,2%
Nordrhein-Westfalen	95.228.361,34	17,5%	6.638	17,5%
Rheinland-Pfalz	39.966.306,16	7,4%	2.909	7,7%
Saarland	10.983.363,63	2,0%	716	1,9%
Sachsen	18.697.685,64	3,4%	1.212	3,2%
Sachsen-Anhalt	8.194.231,71	1,5%	526	1,4%
Schleswig-Holstein	15.007.136,23	2,8%	1.002	2,6%
Thüringen	11.295.175,02	2,1%	739	1,9%
<b>Total</b>	<b>543.678.385,30</b>	<b>100,00%</b>	<b>37.985</b>	<b>100,00%</b>

**ABEST 19**  
**Monthly Investor Report**

**8.1 Geographical Distribution (Graph)**

Reporting Date	04/06/2021				
Payment Date	21/06/2021				
Period No	7				
Monthly Period	01.05.2021 - 31.5.2021				
Interest Period	from	21/05/2021	to	21/06/2021	= 31 days
Collection Period	from	01/05/2021	to	31/05/2021	



**ABEST 19**  
**Monthly Investor Report**

**9. Object Type**

Reporting Date	04/06/2021				
Payment Date	21/06/2021				
Period No	7				
Monthly Period	01.05.2021 - 31.5.2021				
Interest Period	from	21/05/2021	to	21/06/2021	= 31 days
Collection Period	from	01/05/2021	to	31/05/2021	

<i>Car type</i>	<i>Current Principal Balance in EUR</i>	<i>Percentage of Balance</i>	<i>Number of Loans</i>	<i>Percentage of Loans</i>
New	356.245.729,93	65,5%	21.854	57,53%
Used	187.432.655,37	34,5%	16.131	42,47%
<b>Total</b>	<b>543.678.385,30</b>	<b>100%</b>	<b>37.985</b>	<b>100%</b>

<i>Object Type</i>	<i>Current Principal Balance in EUR</i>	<i>Percentage of Balance</i>	<i>Number of Loans</i>	<i>Percentage of Loans</i>
Car	469.298.121,48	86,32%	32.803	86,36%
LCV	74.380.263,82	13,68%	5.182	13,64%
<b>Total</b>	<b>543.678.385,30</b>	<b>100%</b>	<b>37.985</b>	<b>100%</b>

**ABEST 19**  
**Monthly Investor Report**

**10. Insurances**

Reporting Date	04/06/2021				
Payment Date	21/06/2021				
Period No	7				
Monthly Period	01.05.2021 - 31.5.2021				
Interest Period	from	21/05/2021	to	21/06/2021	= 31 days
Collection Period	from	01/05/2021	to	31/05/2021	

<i>Loss Compensation Insurance</i>	<i>Current Principal Balance in EUR</i>	<i>Percentage of Balance</i>	<i>Number of Loans</i>	<i>Percentage of Loans</i>
With CPI	98.832.515,35	18,2%	8.615	22,7%
Without CPI	444.845.869,95	81,8%	29.370	77,3%
<b>Total</b>	<b>543.678.385,30</b>	<b>100,0%</b>	<b>37.985</b>	<b>100,0%</b>

**ABEST 19**  
**Monthly Investor Report**

**11. Type of Contract**

Reporting Date	04/06/2021				
Payment Date	21/06/2021				
Period No	7				
Monthly Period	01.05.2021 - 31.5.2021				
Interest Period	from	21/05/2021	to	21/06/2021	= 31 days
Collection Period	from	01/05/2021	to	31/05/2021	

<i>Contracts w/Balloon Payments</i>	<i>Current Principal Balance in EUR</i>	<i>Percentage of Balance</i>	<i>Number of Loans</i>	<i>Percentage of Loans</i>
Retail	151.495.683,34	27,9%	15.600	41,1%
Balloon Loans	329.609.155,45	60,6%	18.410	48,5%
- of which balloons	177.987.627,91	32,7%	n.a	n.a
- of which regular installments	151.621.527,54	27,9%	n.a	n.a
Formula	62.573.546,51	11,5%	3.975	10,5%
- of which balloons	33.764.258,62	6,2%	n.a	n.a
- of which regular installments	28.809.287,89	5,3%	n.a	n.a
<b>Total</b>	<b>543.678.385,30</b>	<b>100%</b>	<b>37.985</b>	<b>100%</b>

<i>Length of Original Term in months</i>	<i>Number of Loans</i>	<i>Percentage of Total Balloon Loans in %</i>	<i>Balloon Loan Principal in EUR</i>	<i>Balloon Rate in % of Current Outstanding</i>
0 to 12 months	16	0,1%	189.590	89,6%
13 to 24 months	271	1,5%	3.368.310	76,8%
25 to 36 months	2.811	15,3%	42.970.270	72,0%
37 to 48 months	9.766	53,0%	176.081.692	59,7%
49 to 60 months	2.955	16,1%	56.555.283	45,0%
61 to 72 months	876	4,8%	18.249.754	35,4%
73 to 84 months	1.715	9,3%	32.194.257	32,6%
85 to 96 months	0	0,0%	0	0,0%
<b>Total</b>	<b>18.410</b>	<b>100%</b>	<b>329.609.155,45</b>	<b>54,7%</b>

<i>Length of Remaining Term in months</i>	<i>Number of Loans</i>	<i>Percentage of Total Balloon Loans in %</i>	<i>Balloon Loan Principal in EUR</i>	<i>Balloon Rate in % of Current Outstanding</i>
0 to 12 months	1.072	5,8%	14.115.688,06	83,6%
13 to 24 months	4.332	23,5%	67.701.392,64	69,6%
25 to 36 months	6.395	34,7%	115.758.676,48	58,1%
37 to 48 months	3.956	21,5%	76.197.214,53	47,2%
49 to 60 months	2.002	10,9%	40.738.847,47	35,4%
61 to 72 months	653	3,5%	15.097.336,27	31,5%
<b>Total</b>	<b>18.410</b>	<b>100%</b>	<b>329.609.155,45</b>	<b>54,7%</b>

**ABEST 19**  
**Monthly Investor Report**

**12. Payment Methods**

Reporting Date	04/06/2021				
Payment Date	21/06/2021				
Period No	7				
Monthly Period	01.05.2021 - 31.5.2021				
Interest Period	from	21/05/2021	to	21/06/2021	= 31 days
Collection Period	from	01/05/2021	to	31/05/2021	

<i>Payment Method</i>	<i>Current Principal Balance in EUR</i>	<i>Percentage of Balance</i>	<i>Number of Loans</i>	<i>Percentage of Loans</i>
Direct Debit	542.030.259,89	99,7%	37.876	99,7%
Other	1.648.125,41	0,3%	109	0,3%
<b>Total</b>	<b>543.678.385,30</b>	<b>100,0%</b>	<b>37.985</b>	<b>100,0%</b>

<i>Cycle of Payment</i>	<i>Current Principal Balance in EUR</i>	<i>Percentage of Balance</i>	<i>Number of Loans</i>	<i>Percentage of Loans</i>
Monthly	543.678.385,30	100,0%	37.985	100,0%
<b>Total</b>	<b>543.678.385,30</b>	<b>100,0%</b>	<b>37.985</b>	<b>100,0%</b>

<i>Downpayment Yes/No</i>	<i>Current Principal Balance in EUR</i>	<i>Percentage of Balance</i>	<i>Number of Loans</i>	<i>Percentage of Loans</i>
YES	488.251.493,11	89,8%	32.066	84,4%
NO	55.426.892,19	10,2%	5.919	15,6%
<b>Total</b>	<b>543.678.385,30</b>	<b>100,0%</b>	<b>37.985</b>	<b>100,0%</b>

<i>Downpayment and Purchase Price in EUR</i>	<i>All contracts</i>	<i>Contracts with initial downpayment</i>
Weighted average downpayment	13.310,93	14.822,00
Average purchase price	27.811,16	30.652,19
<b>Downpayment in %</b>	<b>47,9%</b>	<b>48,4%</b>



**ABEST 19**  
**Monthly Investor Report**

**13. Customer Yield**

Reporting Date	04/06/2021				
Payment Date	21/06/2021				
Period No	7				
Monthly Period	01.05.2021 - 31.5.2021				
Interest Period	from	21/05/2021	to	21/06/2021	= 31 days
Collection Period	from	01/05/2021	to	31/05/2021	

Yield Range <sup>*</sup>	Current Principal Balance in EUR	Percentage of Balance	Number of Loans	Percentage of Loans
0 to 1%	51.716.737,93	9,51%	2.568	6,76%
1,01 to 2%	52.944.134,77	9,74%	3.613	9,51%
2,01 to 3%	162.098.219,90	29,82%	10.880	28,64%
3,01 to 4%	178.202.064,35	32,78%	11.613	30,57%
4,01 to 5%	70.792.101,98	13,02%	5.817	15,31%
5,01 to 6%	18.587.832,35	3,42%	2.213	5,83%
6,01 to 7%	9.110.250,04	1,68%	1.250	3,29%
7,01 to 8%	203.705,28	0,04%	26	0,07%
8,01 to 9%	10.854,94	0,00%	2	0,01%
9,01 to 10%	12.483,76	0,00%	3	0,01%
Greater 10%	0,00	0,00%	0	0,00%
<b>Total</b>	<b>543.678.385,30</b>	<b>100%</b>	<b>37.985,00</b>	<b>100%</b>

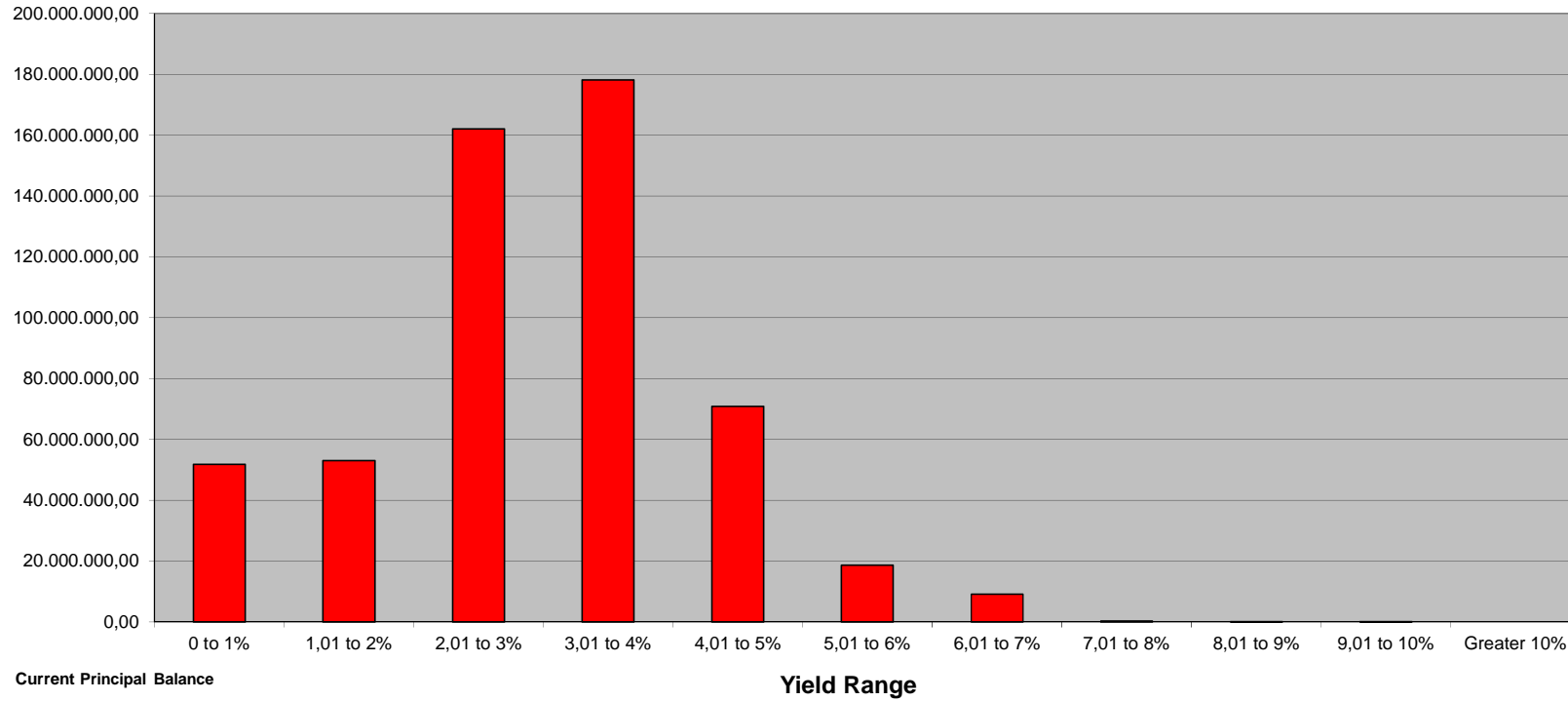
Statistics	in %
WA Interest	3,25

<sup>\*</sup> runs from .00 to .99

**ABEST 19**  
**Monthly Investor Report**

**13.1 Customer Yield (Graph)**

Reporting Date	04/06/2021				
Payment Date	21/06/2021				
Period No	7				
Monthly Period	01.05.2021 - 31.5.2021				
Interest Period	from	21/05/2021	to	21/06/2021	= 31 days
Collection Period	from	01/05/2021	to	31/05/2021	



**ABEST 19**  
**Monthly Investor Report**

**14. Seasoning**

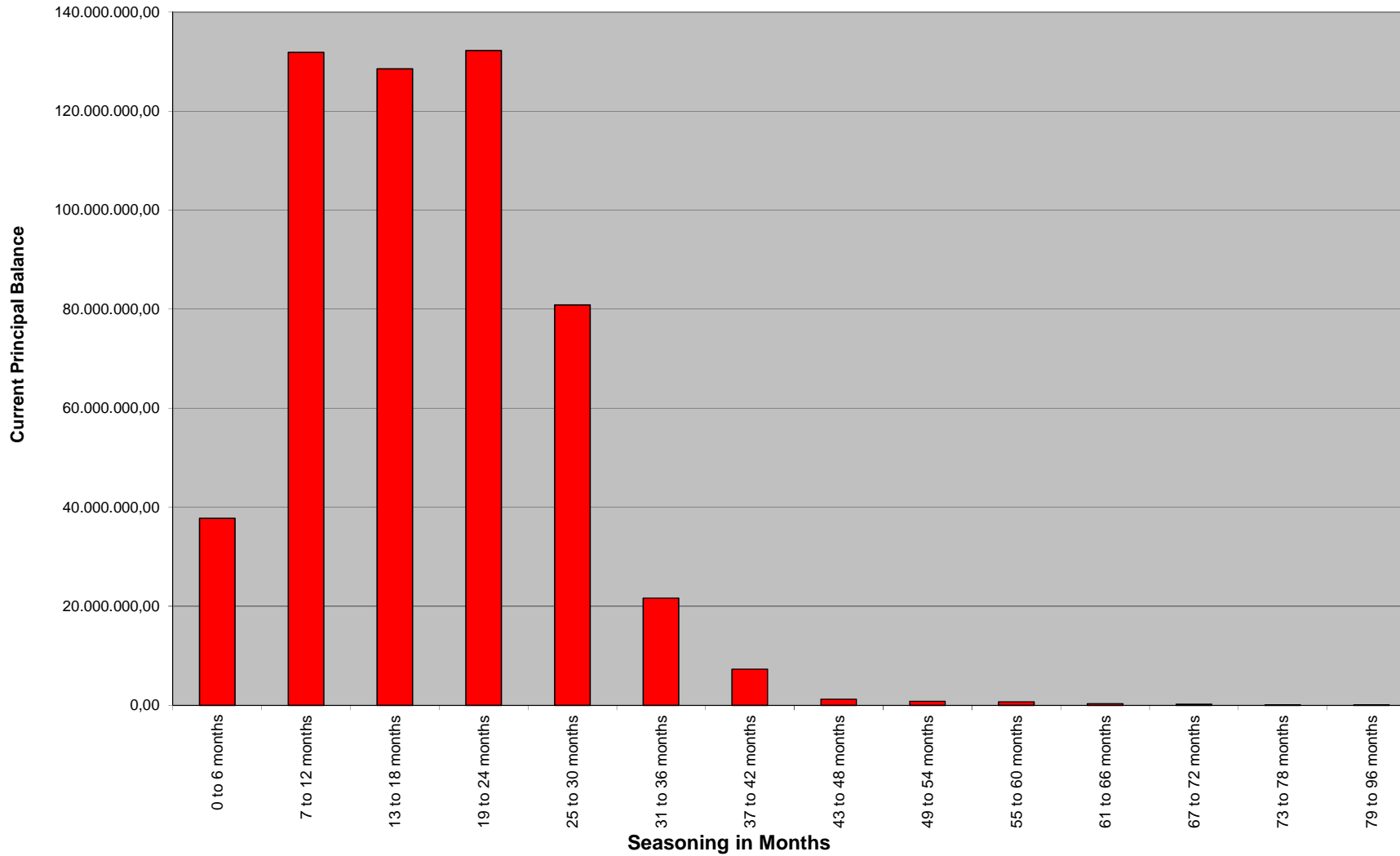
Reporting Date	04/06/2021				
Payment Date	21/06/2021				
Period No	7				
Monthly Period	01.05.2021 - 31.5.2021				
Interest Period	from	21/05/2021	to	21/06/2021	= 31 days
Collection Period	from	01/05/2021	to	31/05/2021	

<i>Seasoning in Months</i>	<i>Current Principal Balance in EUR</i>	<i>Percentage of Balance</i>	<i>Number of Loans</i>	<i>Percentage of Loans</i>
0 to 6 months	37.767.636,20	6,95%	2.651	6,98%
7 to 12 months	131.889.906,54	24,26%	8.705	22,92%
13 to 18 months	128.559.565,46	23,65%	8.741	23,01%
19 to 24 months	132.266.175,74	24,33%	9.429	24,82%
25 to 30 months	80.841.619,65	14,87%	5.760	15,16%
31 to 36 months	21.633.996,66	3,98%	1.650	4,34%
37 to 42 months	7.317.453,49	1,35%	574	1,51%
43 to 48 months	1.207.371,21	0,22%	151	0,40%
49 to 54 months	825.129,00	0,15%	106	0,28%
55 to 60 months	680.736,34	0,13%	102	0,27%
61 to 66 months	358.775,55	0,07%	48	0,13%
67 to 72 months	224.908,63	0,04%	43	0,11%
73 to 78 months	71.272,55	0,01%	15	0,04%
79 to 96 months	33.838,28	0,01%	10	0,03%
<b>Total</b>	<b>543.678.385,30</b>	<b>100,00%</b>	<b>37.985</b>	<b>100,00%</b>

**ABEST 19**  
**Monthly Investor Report**

**14.1 Seasoning (Graph)**

Reporting Date	04/06/2021				
Payment Date	21/06/2021				
Period No	7				
Monthly Period	01.05.2021 - 31.5.2021				
Interest Period	from	21/05/2021	to	21/06/2021	= 31 days
Collection Period	from	01/05/2021	to	31/05/2021	



**ABEST 19**  
**Monthly Investor Report**

**15. Remaining Term**

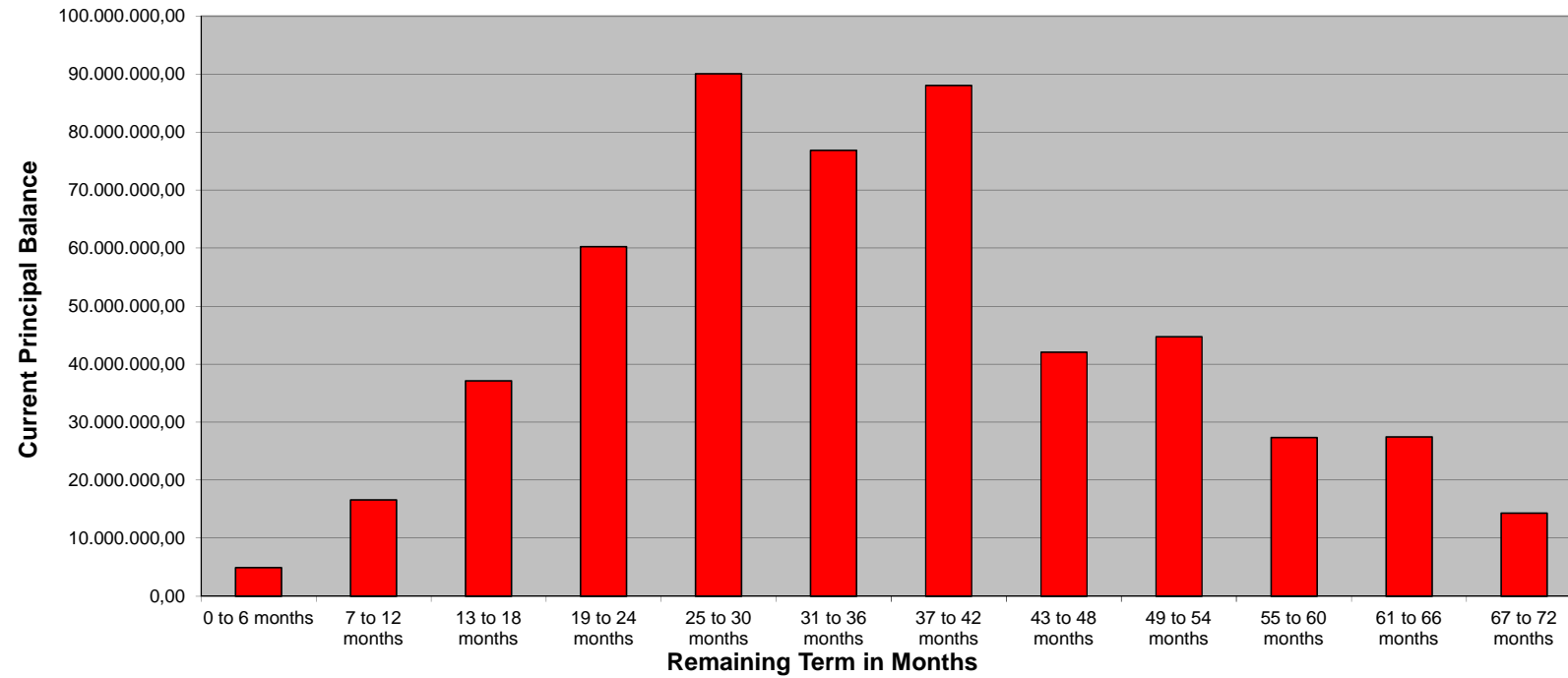
Reporting Date	04/06/2021				
Payment Date	21/06/2021				
Period No	7				
Monthly Period	01.05.2021 - 31.5.2021				
Interest Period	from	21/05/2021	to	21/06/2021	= 31 days
Collection Period	from	01/05/2021	to	31/05/2021	

<i>Remaining Term in Months</i>	<i>Current Principal Balance in EUR</i>	<i>Percentage of Balance</i>	<i>Number of Loans</i>	<i>Percentage of Loans</i>
0 to 6 months	4.917.706,04	0,90%	1.171	3,08%
7 to 12 months	16.578.369,23	3,05%	2.012	5,30%
13 to 18 months	37.126.084,74	6,83%	3.621	9,53%
19 to 24 months	60.242.316,35	11,08%	4.632	12,19%
25 to 30 months	90.076.455,25	16,57%	6.185	16,28%
31 to 36 months	76.836.546,86	14,13%	4.993	13,14%
37 to 42 months	88.053.698,58	16,20%	5.364	14,12%
43 to 48 months	42.026.814,41	7,73%	2.614	6,88%
49 to 54 months	44.720.628,78	8,23%	2.570	6,77%
55 to 60 months	27.328.816,61	5,03%	1.583	4,17%
61 to 66 months	27.436.118,86	5,05%	1.550	4,08%
67 to 72 months	14.288.161,45	2,63%	841	2,21%
73 to 84 months	14.046.668,14	2,58%	849	2,24%
<b>Total</b>	<b>543.678.385,30</b>	<b>100,00%</b>	<b>37.985</b>	<b>100,00%</b>

**ABEST 19**  
**Monthly Investor Report**

**15.1 Remaining Term (Graph)**

Reporting Date	04/06/2021				
Payment Date	21/06/2021				
Period No	7				
Monthly Period	01.05.2021 - 31.5.2021				
Interest Period	from	21/05/2021	to	21/06/2021	= 31 days
Collection Period	from	01/05/2021	to	31/05/2021	



**ABEST 19**  
**Monthly Investor Report**

**16. Original Term**

Reporting Date	04/06/2021				
Payment Date	21/06/2021				
Period No	7				
Monthly Period	01.05.2021 - 31.5.2021				
Interest Period	from	21/05/2021	to	21/06/2021	= 31 days
Collection Period	from	01/05/2021	to	31/05/2021	

<i>Original Term in Months</i>	<i>Current Principal Balance in EUR</i>	<i>Percentage of Balance</i>	<i>Number of Loans</i>	<i>Percentage of Loans</i>
0 to 6 months	3.002,94	0,00%	2	0,01%
7 to 12 months	585.759,38	0,11%	188	0,49%
13 to 18 months	943.277,37	0,17%	288	0,76%
19 to 24 months	8.496.393,09	1,56%	1.433	3,77%
25 to 30 months	3.343.280,37	0,61%	719	1,89%
31 to 36 months	69.496.489,15	12,78%	6.174	16,25%
37 to 42 months	4.946.424,93	0,91%	634	1,67%
43 to 48 months	246.005.446,82	45,25%	15.445	40,66%
49 to 54 months	4.633.597,71	0,85%	421	1,11%
55 to 60 months	92.949.017,23	17,10%	5.739	15,11%
61 to 66 months	3.979.598,72	0,73%	284	0,75%
67 to 72 months	36.104.710,44	6,64%	2.177	5,73%
73 to 78 months	4.040.213,27	0,74%	242	0,64%
79 to 96 months	68.151.173,88	12,54%	4.239	11,16%
> 96 months	0,00	0,00%	0	0,00%
<b>Total</b>	<b>543.678.385,30</b>	<b>100%</b>	<b>37.985,00</b>	<b>100%</b>

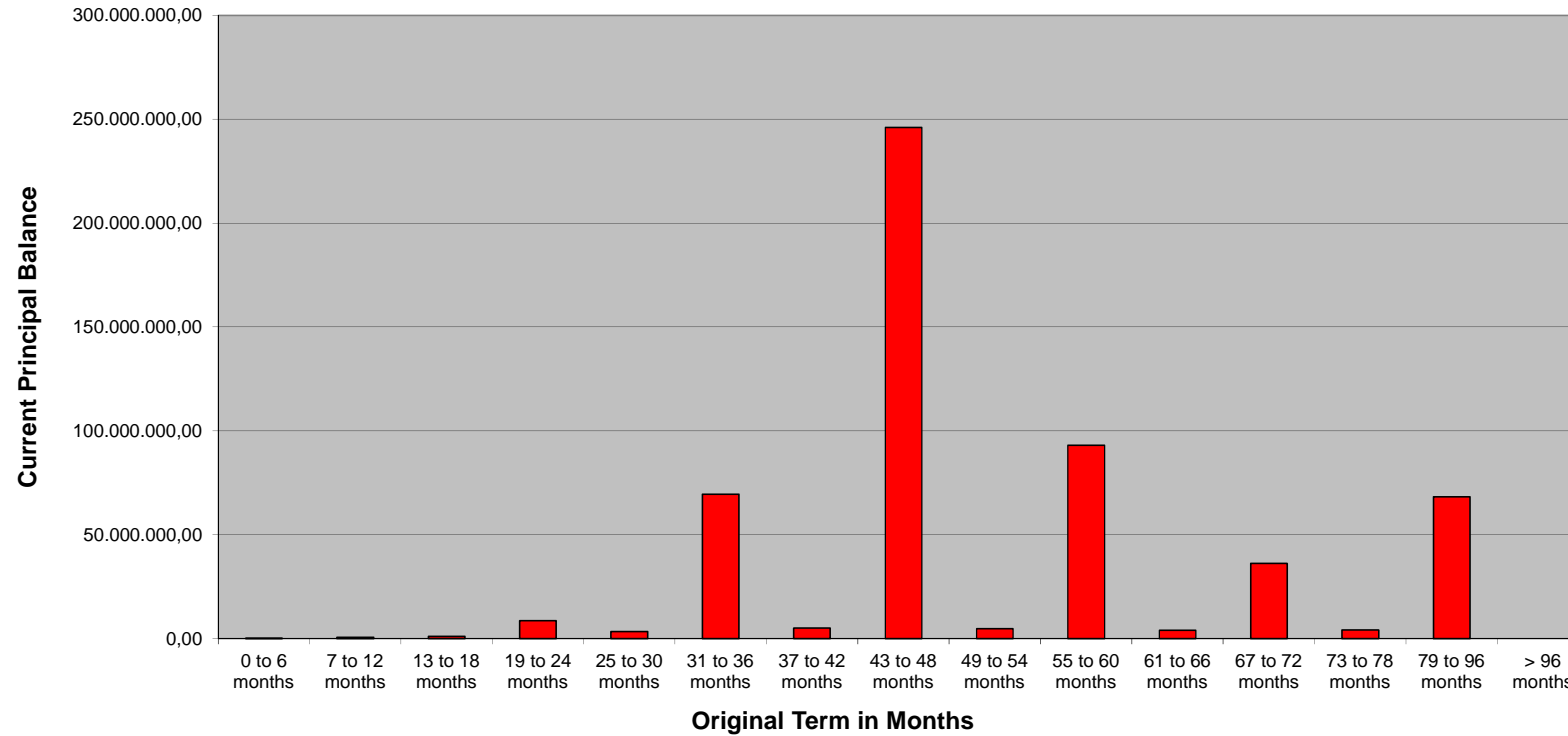
**Statistics**

WA Original Term	54,85
------------------	-------

**ABEST 19  
Monthly Investor Report**

**16.1 Original Term (Graph)**

Reporting Date	04/06/2021				
Payment Date	21/06/2021				
Period No	7				
Monthly Period	01.05.2021 - 31.5.2021				
Interest Period	from	21/05/2021	to	21/06/2021	= 31 days
Collection Period	from	01/05/2021	to	31/05/2021	





**ABEST 19**  
**Monthly Investor Report**

**17. Manufacturer**

Reporting Date	04/06/2021			
Payment Date	21/06/2021			
Period No	7			
Monthly Period	01.05.2021 - 31.5.2021			
Interest Period	from	21/05/2021	to	21/06/2021 = 31 days
Collection Period	from	01/05/2021	to	31/05/2021

<i>Manufacturer</i>	<i>Current Principal Balance in EUR</i>	<i>Percentage of Balance</i>	<i>Number of Loans</i>	<i>Percentage of Loans</i>
Fiat	276.624.481,21	50,9%	25.392	66,8%
Alfa Romeo	29.400.306,98	5,4%	1.467	3,9%
Jeep	105.509.035,49	19,4%	4.821	12,7%
Jaguar	27.347.626,63	5,0%	1.069	2,8%
Land Rover	72.196.395,20	13,3%	2.599	6,8%
others	32.600.539,79	6,0%	2.637	6,9%
-> Ferrari	16.286,19	0,0%	1	0,0%
-> Maserati	3.544.016,33	0,7%	83	0,2%
-> Lancia	212.255,75	0,0%	36	0,1%
-> Chrysler	103.301,74	0,0%	8	0,0%
-> Dodge	1.624.598,86	0,3%	50	0,1%
-> others	27.100.080,92	5,0%	2.459	6,5%
	<b>543.678.385,30</b>	<b>100,00%</b>	<b>37.985,00</b>	<b>100,00%</b>

**ABEST 19**  
**Monthly Investor Report**

**18. Priority of Payments**

Reporting Date	04/06/2021				
Payment Date	21/06/2021				
Period No	7				
Monthly Period	01.05.2021 - 31.5.2021				
Interest Period	from	21/05/2021	to	21/06/2021	= 31 days
Collection Period	from	01/05/2021	to	31/05/2021	

**Priority of Payments during the Revolving Period**

	N/A
Available Distribution Amount	+
1. Payable Expenses	-
2. to credit into Expenses Account the Withholding Amount	-
3. Remuneration to the Trustee	-
4. Remuneration to Calculation Agent, Cash Manager, Account Bank, Paying Agents, Corporate Servicer, Servicer, Programme Administrator, Cash Administrator, Back-up Servicer Facilitator and any other invoiced costs	-
5. Interest payments to swap counterparty and swap termination payments if the issuer is the defaulting party;	-
6. Interest on Class A	-
7. Interest on Class B	-
8. Interest on Class C	-
9. Interest on Class D	-
10. Interest on Class E	-
11. Required Reserved Amount on the Reserve Account	-
12. Purchase of further receivables or to credit the replenishment account /Purchase New Portfolios/Redeemed Senior Notes	-
13. Replenishment of the reserve fund up to the required principal reserve amount	-
14. Termination payments if the swap counterparty is the defaulting party	-
15. Any amount due and payable, but not already paid, to Originator and Sericer	-
16. Interest on Class M	-
16. Additional servicing fee	-
17. Transaction Gain payments to the shareholder of the issuer	-

**Priority of Payments during the Amortisation Period**

	Payment
Available Distribution Amount	+
1. Payable Expenses	-
2. to credit into Expenses Account the Withholding Amount	-
3. Remuneration to the Trustee (including costs and expenses)	-
4. Remuneration to Calculation Agent, Cash Manager, Account Bank, Paying Agents, Corporate Servicer, Servicer, Programme Administrator, Cash Administrator, Back-up Servicer Facilitator and any other invoiced costs	-
5. to pay pari passu and pro rata to the Swap Counterparty	-
6. Class A Interest Amount	-
7. Class B Interest Amount	-
8. Class C Interest Amount	-
9. Class D Interest Amount	-
10. Class E Interest Amount	-
11. to credit to the Reserve Account the Required Reserve Amount	-
12. to pay pari passu and pro rata, the Class A Redemption Amount	-
13. to pay pari passu and pro rata, the Class B Redemption Amount (provided that Class A Notes have been redeemed in full)	-
14. to pay pari passu and pro rata, the Class C Redemption Amount (provided that Class B Notes have been redeemed in full)	-
15. to pay pari passu and pro rata, the Class D Redemption Amount (provided that Class C Notes have been redeemed in full)	-
16. to pay pari passu and pro rata, the Class E Redemption Amount (provided that Class D Notes have been redeemed in full)	-
17. to pay any amount due and payable to the Swap Counterparties resulting from an Event of Default	-
18. to pay to Originator and to Servicer any amount due and payable not already paid	-
19. Class M Interest Amount *	-
20. to pay pari passu and pro rata, the Class M Redemption Amount (provided that Class E Notes have been redeemed in full)	-
21. Additional Servicing Fee	-
22. Transaction Gain to the shareholders	-

**ABEST 19**  
**Monthly Investor Report**

**19. Transaction Costs**

Reporting Date	04/06/2021	
Payment Date	21/06/2021	
Period No	7	
Monthly Period	01.05.2021 - 31.5.2021	
Interest Period	from 21/05/2021	to 21/06/2021 = 31 days
Collection Period	from 01/05/2021	to 31/05/2021

	561.800.000,0	483.500.000,0	19.500.000,0	18.200.000,0	10.300.000,0	10.700.000,0	19.600.000,0
<b>Transaction Costs</b>	<b>All notes</b>	<b>Class A</b>	<b>Class B</b>	<b>Class C</b>	<b>Class D</b>	<b>Class E</b>	<b>Class M</b>
Senior Expenses	11.925,87 €	<u>10.263,72</u>	<u>413,95</u>	<u>386,35</u>	<u>218,65</u>	<u>227,14</u>	<u>416,07</u>
Interest accrued for the Period	247.476,44 €	57.455,92 €	10.914,58 €	19.590,28 €	17.561,50 €	32.248,61 €	109.705,56 €
Interest Payments	247.476,44 €	57.455,92 €	10.914,58 €	19.590,28 €	17.561,50 €	32.248,61 €	109.705,56 €
Unpaid Interest for the Period							
Cumulative Unpaid Interest							

**ABEST 19**  
**Monthly Investor Report**

**20. Swap Counterparty Data**

Reporting Date	04/06/2021				
Payment Date	21/06/2021				
Period No	7				
Monthly Period	01.05.2021 - 31.5.2021				
Interest Period	from	21/05/2021	to	21/06/2021	= 31 days
Collection Period	from	01/05/2021	to	31/05/2021	

**Swap Counterparty Data**

Swap Counterparty Provider

FCA BANK Deutschland GMBH

**Swap Data**

Swap Type		IRS
Notional Amount		483.500.000,00
Fixed Rate	-	0,38
Floating Rate (Euribor)	-	0,5620
Net Swap Payments		75.775,19

**ABEST 19**  
**Monthly Investor Report**

**21. Retention**

Reporting Date	04/06/2021				
Payment Date	21/06/2021				
Period No	7				
Monthly Period	01.05.2021 - 31.5.2021				
Interest Period	from	21/05/2021	to	21/06/2021	= 31 days
Collection Period	from	01/05/2021	to	31/05/2021	

Retention according to 405a CRR

Net Economic Interest Retained by the Originator	Outstanding Balance	Percentage of Outstanding Portfolio (%)
Class A Notes	483.500.000,00	88,93%
Class B Notes	19.500.000,00	3,59%
Class C Notes	18.200.000,00	3,35%
Class D Notes	10.300.000,00	1,89%
Class E Notes	10.700.000,00	1,97%
Class M Notes	19.600.000,00	3,61%

Retention Amount	EUR	%
Minimum Retention Class A	24.175.000,00	5,00%
Minimum Retention Class B	975.000,00	5,00%
Minimum Retention Class C	910.000,00	5,00%
Minimum Retention Class D	515.000,00	5,00%
Minimum Retention Class E	535.000,00	5,00%
Minimum Retention Class M	980.000,00	5,00%

Actual Retention Class A	24.200.000,00	5,01%
Actual Retention Class B	19.500.000,00	100,00%
Actual Retention Class C	18.200.000,00	100,00%
Actual Retention Class D	10.300.000,00	100,00%
Actual Retention Class E	10.700.000,00	100,00%
Actual Retention Class M	19.600.000,00	100,00%

The Originator will retain for the life of the Transaction a material net economic interest of not less than 5 per cent. in the Transaction in accordance with Article 405 of Regulation (EU) No 575/2013 of the European Parliament and of the Council of 26 June 2013 on prudential requirements for credit institutions and investment firms and amending Regulation (EU) No 648/2012 (the "CRR"), Article 51 of the Commission Delegated Regulation (EU) No 231/2013 of 19 December 2012 supplementing the Alternative Investment Fund Managers Directive (2011/61/EC) (the "AIFMR") and Article 254 of the Commission Delegated Regulation (EU) 2015/35 supplementing EU Directive 2009/138/EC on the taking up and pursuit of the business of insurance and reinsurance (the "Solvency II Delegated Regulation"), provided that the level of retention may reduce over time in compliance with Article 10 (2) of the Commission's Delegated Regulation 625/2014. As of the Closing Date and thereafter on an on-going basis, the Originator will retain a material net economic interest of not less than 5 per cent. of the initial Note Principal Amount of each of the Class A Notes, the Class B Notes, the Class C Notes, the Class D Notes, the Class E Notes and the Class M Notes (the "Retained Notes"), representing the nominal value of each of the tranches sold or transferred to the investors, as set out in Article 405 Paragraph 1(a) CRR; Article 51 Paragraph 1(a) AIFMR and Article 254 Paragraph 2(a) Solvency II Delegated Regulation.

**ABEST 19  
Monthly Investor Report**

**22. Counterparties I**

Reporting Date			
Payment Date			
Period No			
Monthly Period			
Interest Period	21/06/2021	=	31 days
Collection Period	31/05/2021		

		Moody's			Fitch		
		Long Term	Short Term	Outlook	Long Term	Short Term	Outlook
<b>Arrangers</b>	<b>CA-CIB</b>	Aa3	P-1	STABLE	A+	F1	NEGATIVE
	<b>Unicredit Bank AG</b>	A2	P-1	NEGATIVE	BBB	F2	NEGATIVE
	<b>Merril Lynch International</b>	A2	P-1	STABLE	AA-	F1+	STABLE
<b>Transaction Account:</b>	<b>The Bank of New York Mellon, Frankfurt Branch</b>	n.a.	n.a.	n.a.	n.a.	n.a.	n.a.
<b>Paying Agent:</b>	<b>The Bank of New York Mellon, London Branch</b>	n.a.	n.a.	n.a.	n.a.	n.a.	n.a.
<b>Swap Counterparty:</b>	<b>FCA BANK Deutschland GMBH</b>	n.a.	n.a.	n.a.	n.a.	n.a.	n.a.

**ABEST 19**  
**Monthly Investor Report**

**23. Counterparties II**

Reporting Date		04/06/2021				
Payment Date		21/06/2021				
Period No		7				
Monthly Period		01.05.2021 - 31.5.2021				
Interest Period	from	21/05/2021	to	21/06/2021	=	31 days
Collection Period	from	01/05/2021	to	31/05/2021		

**Transaction Security Trustee:** **TMF Investments SA - Switzerland**

**Data Trustee:** **TMF Investments SA - Switzerland**

**Rating Agencies:** **Moody's** **Fitch Ratings GmbH**

**Corporate Administration:** **TMF Deutschland AG**

**ABEST 19**  
**Monthly Investor Report**

**24. Issuer Information**

Reporting Date		04/06/2021				
Payment Date		21/06/2021				
Period No		7				
Monthly Period		01.05.2021 - 31.5.2021				
Interest Period	from	21/05/2021	to	21/06/2021	=	31 days
Collection Period	from	01/05/2021	to	31/05/2021		

**Deal Name:** ABEST 19

**Issuer:** ABEST 19

**Seller of the Receivables:** FCA Bank Deutschland GmbH

**Servicer Name:** FCA Bank Deutschland GmbH

**Reporting Entity:** Ca-cib Milan

**Contact:** Doriana Bettini  
[doriana.bettini@ca-cib.com](mailto:doriana.bettini@ca-cib.com)



**ABEST 19**  
**Monthly Investor Report**

**25. Originator, Servicer**

Reporting Date	04/06/2021				
Payment Date	21/06/2021				
Period No	7				
Monthly Period	01.05.2021 - 31.5.2021				
Interest Period	from	21/05/2021	to	21/06/2021	= 31 days
Collection Period	from	01/05/2021	to	31/05/2021	

**Contact Details**

FCA Bank Deutschland GmbH

[heike.simon@fcagroup.com](mailto:heike.simon@fcagroup.com)

**Ratings FCA Bank SpA**

(Downgrade Event)

In respect of the Servicer, and only if the Originator acts as Servicer, that the long-term rating of FCA Bank SpA unsecured, unsubordinated and unguaranteed debt obligations falls below Ba3 by Moody's

Moody's
Ba3

**ABEST 19**  
**Monthly Investor Report**

**25. Glossary**

Reporting Date		04/06/2021				
Payment Date		21/06/2021				
Period No		7				
Monthly Period		01.05.2021 - 31.5.2021				
Interest Period	from	21/05/2021	to	21/06/2021	=	31 days
Collection Period	from	01/05/2021	to	31/05/2021		

Ca-cib Milano  
Calculation Agent  
[Doriana.bettini@ca-cib.com](mailto:Doriana.bettini@ca-cib.com)